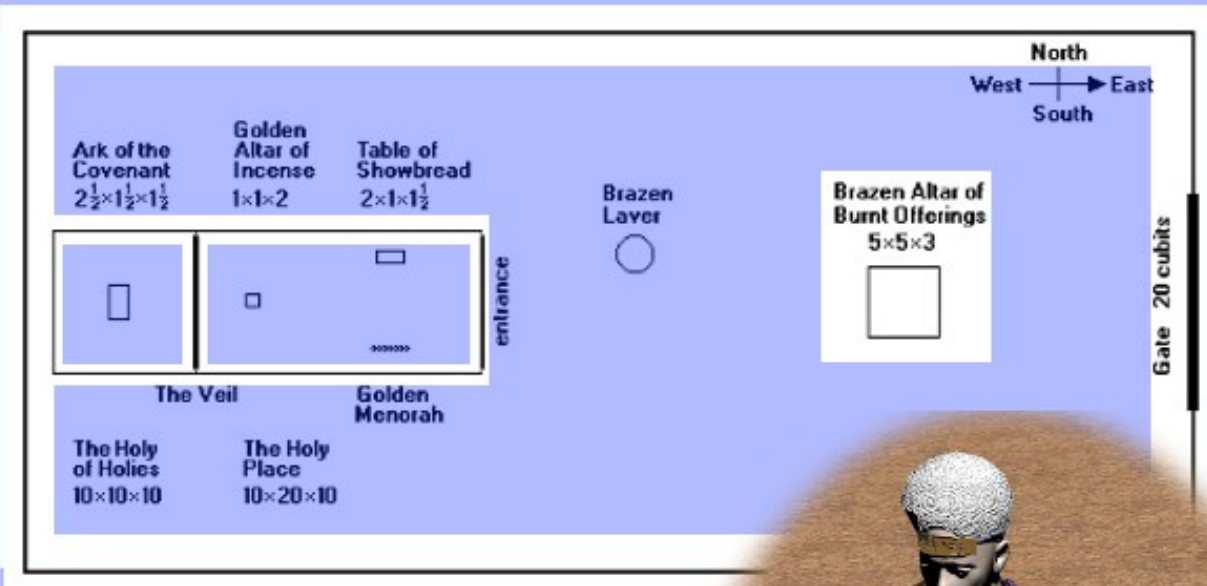


**Exodus
NKJV**

**Éxodo
RVR95**

**Exode
LSG**

**2 Mose
LUTH1545**



26-28

We have assembled this work to further the kingdom of Jesus Christ. It is not our intention to infringe on the copyrights of anyone, and have diligently selected picture sources and Bible translations that permit them to be duplicated and re-distributed for non-commercial, educational purposes as packaged. If you own the copyright to any of these, and believe we are making them inappropriately available, please let us know and we will immediately remove the offending components. Credit information for each picture is given at the end of this book.

Except for the contributions of others, this work is licensed under the Creative Commons Attribution-ShareAlike License. A copy of this license is available from, <http://creativecommons.org/licenses/by-sa/4.0/> or by mail from Creative Commons, 559 Nathan Abbott Way, Stanford, California 94305, USA.

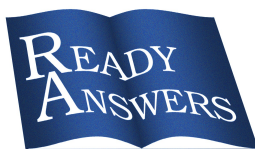
Scripture taken from the following translations:

New King James Version copyright © 1982 by Thomas Nelson. Used by permission.

Reina-Valera 95 © Sociedades Biblicas Unidas, 1995. Used by permission.

Louis Segond (LSG) translation.

Luther's translation



Unit EF

Exodus 19-22

Bill and Shelley Houser

Copyright © September 2, 2015

Ready Answers, William and Rochelle Houser, 2013 Old State Rt 66,

Newburgh, IN 47630, Phone: 812-858-9241.

www.ReadyAnswers.org

CONTENTS

- Forward.....page 4
- English: New King James Version.....page 7
 - Questions and Handles.....page 39
- Spanish: Reina-Valera.....page 43
- French: Louis Segond.....page 75
- German: Luther 1545page 107
- Picture sources.....page 113

Blank pages are included at the beginning and/or end of each Bible translation. These are available for you to write notes, review questions, etc. If you print these pages on colored paper, the sections will be easier to find.

Foreword

The Ready Answers Bible Memorization Program is designed to help you memorize Bible passages easily and quickly. It is based on many well-proven strategies for memorizing. Although this material is designed to help teams prepare for the Pathfinder Bible Experience, beginning early 2016, we hope that others wanting to become familiar with Exodus will find this helpful.

Team Organization:

We are dividing Exodus into 12 segments. Each segment takes approximately 20 minutes to read. If the teams consist of 6 members, each member should learn at least 2 segments. If you want some overlap, consider the following example. Each team member is assigned as the primary person responsible for 2 segments (labeled with “1”) and is assigned secondary responsibility for an additional 2 segments (labeled with “2”). If you have a particularly skilled team member, he or she can be assigned more segments as tertiary responsibility, and all members should have copies of each of the 12 segment booklets, to at least be familiar with all of the Book of Exodus. With this approach, each question will be answerable by at least 2 people. This will help if a member needs some assurance during the competition, or is unable to participate.

Segment	Team Member					
	Alex	Adam	Lexi	Jordan	Jeffrey	Noah
Chapters 1-4	1					2
Chapters 5-8	2	1				
Chapters 9-10		2	1			
Chapters 11-14			2	1		
Chapters 15-18				2	1	
Chapters 19-22					2	1
Chapters 23-25	1					2
Chapters 26-28	2	1				
Chapters 29-31		2	1			
Chapters 32-34			2	1		
Chapters 35-37				2	1	
Chapters 38-40					2	1

The Memorization Method:

By using visual, auditory, and body-motion (kinetic) memory aids, which we call “handles”, you can get information to stick in your short-term memory. By reviewing the information on a regular basis, you can get the information to transfer to your long-term memory.

Steps:

1. Preview
2. Learn
3. Review

Step 1: Preview:

In this step, we recommend that you take a week or two to read through the segment book, at least once per day, and preferably in one sitting. This will help get the entire section into your mind as a large chunk. Try reading it out loud, so you can hear the words. Try reading it (or listening to it) while

walking around, or doing some type of motion, like an exercise bike, etc. Different approaches work better for different people. In this preview step, it is best to look at the pictures, and decide where to focus for each phrase of the verses. These will become your handles to learn the verses later. You may also find it helpful to think of some rhyming words, or body motions that seem to go with the phrases, or ways to remember the sequences of verses. However, during this step, you should mainly focus on just getting familiar with the material you are going to learn.

Step 2: Learn

In this step, take each verse, and break it into phrases that are about 3-5 words long. As you get better at memorizing, these phrases can get longer and longer, (our record is about 18 words), but for the first few chapters, keep them short. Then, take a part of the picture, and find something in it to associate with each phrase. Look and point to the picture while you say the first phrase 3 times. When you can say the first phrase perfectly, then start to learn the next phrase. Look and point to a different part of the picture that you are going to associate with the second phrase, and say the second phrase 3 times. When you can say the second phrase perfectly, then say the first and second phrases together, looking at the first part of the picture for the first phrase, and then the second part of the picture for the second phrase. If you are having difficulty joining the phrases together, then practice just the few words at the end of the first phrase, and the first few words of the second phrase together at least three times. Continue on in this manner, until you have learned each phrase in the verse, and tied them together in your mind.

Be creative in making and using handles. The more outrageous the handle, the more likely you will be able to remember it. It does not need to “make sense”, or be grammatically correct, etc. It just needs to help you remember the Bible verse.

So, for example, see the silly story for remembering the order of the names of the children of Israel that came into Egypt for Exodus 1:1-4, and the other silly baseball story for remembering the names of the inhabitants of the land of Caanan that God would drive out, in Exodus 3:8 and 3:17. These are located in the Chapter Questions and Handles section later on in the book.

For using the picture, an example would be for Exodus 1:6 “And Joseph died, all his brothers, and all that generation.”

Break the verse into phrases at the commas, since these are about 3-5 words per phrase.

For the phrase, “And Joseph died”, look at Joseph sitting on the throne.

For the phrase, “all his brothers”, look at the three brothers along the back of the room.

For the phrase, “and all that generation,” sweep your eyes over the whole set of people in a circular motion.

Or, if you prefer to sweep your eyes over all the brothers, for the phrase “all his brothers,” then for the phrase “and all that generation.”, look at the other building which is outside the room, and think about all the other people of that generation that would be living in that building over there.

Whatever you choose to use, be sure you use it consistently as you are trying to learn the verse.

We have tried to put something in each picture that can be used as a natural handle for at least one of the phrases. When we have used the same picture multiple times, there is something different about it to distinguish the two different passages. Generally, if God is talking to Moses, telling him what is going to happen, we have used the picture of it happening, with either the burning bush, or a set of rays of light around the picture. Then, when it is actually happening, the picture is used by itself.

The other times we are using the same picture is during conversations with Pharoah and Moses. When Pharoah is speaking, there will be a highlight or focus more on Pharoah, and when Moses is speaking, there will be a highlight or focus more on Moses. Generally, for each conversation, there is a different picture. For most of the conversations, there is only one “back and forth” interaction between Moses and Pharoah. However, sometimes, they answer back and forth more than once in the same encounter. We have used a separate picture for each “back and forth”, to make it easier to remember. So don't rely on picture scene changes only to distinguish different encounters between Moses and Pharoah. Try to set aside a few minutes each day to learn a new verse, and review some of the older verses.

Step 3: Review

We have found that the newly learned verses need more review than verses that you have learned well a little earlier. It seems to work very well to have a Fibonnacci-type review on the verses you learned. For a full discussion on the learning and review process, please download our Teacher's Guide from our website, [http\\www.ReadyAnswers.org](http://www.ReadyAnswers.org).

It is our hope and prayers that you can use this to aid in your learning of the Book of Exodus.

Blessings,
Bill and Shelley Houser

Exodus NKJV Éxodo RVR95 Exode LSG 2 Mose LUTH1545

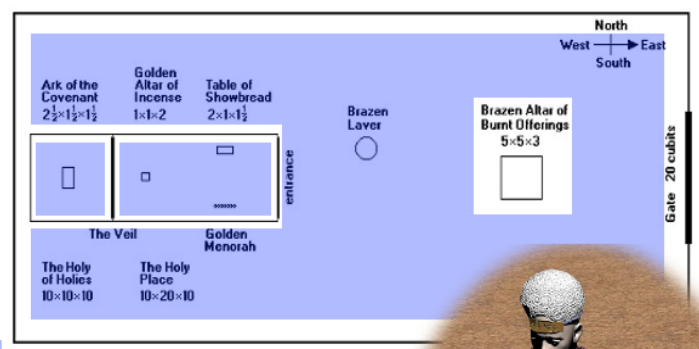


Unit EH


Exodus 26-28

Bill and Shelley Houser

<http://www.ReadyAnswers.org>



Scripture taken from the New King James Version copyright © 1982 by Thomas Nelson. Used by permission.




The Tabernacle: Various artistic representations.

Chapter 26: ¹“Moreover you shall make the tabernacle with ten curtains of fine woven linen and blue, purple, and scarlet thread; Exodus 26 :1a



Cherubim depictions vary, also. Ezekiel chapter 1 and 10 describe cherubim.

with artistic designs of cherubim you shall weave them. Exodus 26 :1b



²The length of each curtain shall be twenty-eight cubits, and the width of each curtain four cubits. And every one of the curtains shall have the same measurements.



Exodus 26 : 2

³Five curtains shall be coupled to one another, and the other five curtains shall be coupled to one another.

Exodus 26 : 3

4

5



⁴And you shall make loops of blue yarn on the edge of the curtain on the selvedge of one set, and likewise you shall do on the outer edge of the other curtain of the second set.

Exodus 26 : 4

⁵Fifty loops you shall make in the one curtain, and fifty loops you shall make on the edge of the curtain that is on the end of the second set, that the loops may be clasped to one another.

Exodus 26 : 5

6

7




⁶And you shall make fifty clasps of gold, and couple the curtains together with the clasps, so that it may be one tabernacle. Exodus 26:6

8

⁷“You shall also make curtains of goats’ hair, to be a tent over the tabernacle. You shall make eleven curtains. Exodus 26:7

9




⁸The length of each curtain shall be thirty cubits, and the width of each curtain four cubits; and the eleven curtains shall all have the same measurements. Exodus 26:8

10

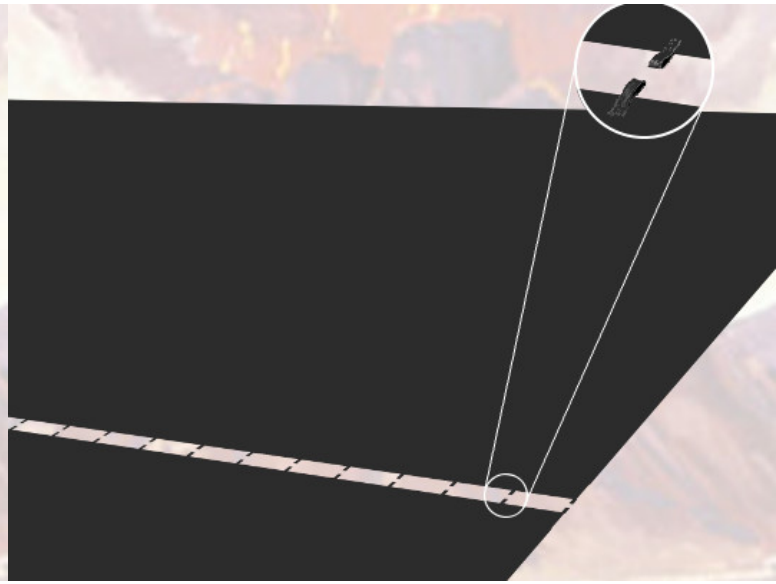
⁹And you shall couple five curtains by themselves and six curtains by themselves, Exodus 26:9a

11




and you shall double over the sixth curtain at the forefront of the tent. Exodus 26:9b

12




¹⁰ You shall make fifty loops on the edge of the curtain that is outermost in one set, and fifty loops on the edge of the curtain of the second set. Exodus 26:10

13




²⁶ And you shall make fifty bronze clasps, put the clasps into the loops, Exodus 26:11a

14




and couple the tent together, that it may be one. Exodus 26:11b

15



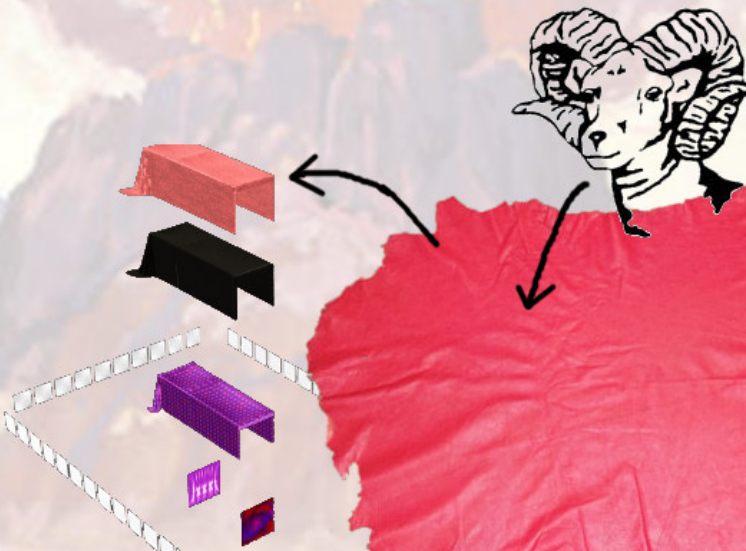
12 The remnant that remains of the curtains of the tent, the half curtain that remains, shall hang over the back of the tabernacle.
Exodus 26:12

16




13 And a cubit on one side and a cubit on the other side, of what remains of the length of the curtains of the tent, shall hang over the sides of the tabernacle, on this side and on that side, to cover it.
Exodus 26:13

17



14 "You shall also make a covering of ram skins dyed red for the tent,
Exodus 26:14a

18



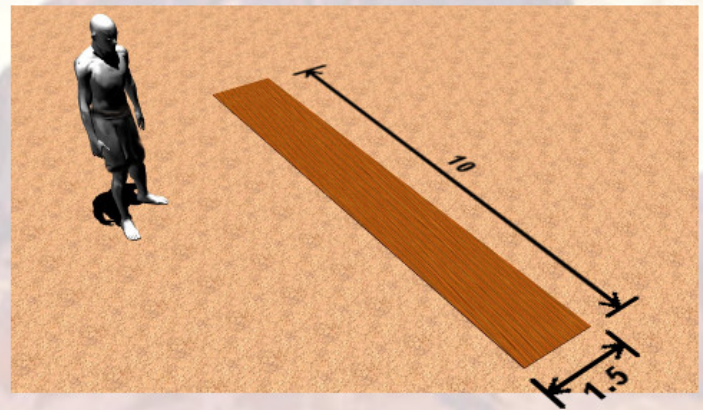
and a covering of badger skins above that.
Exodus 26:14b

19




¹⁵ “And for the tabernacle you shall make the boards of acacia wood, standing upright. Exodus 26 : 15

20



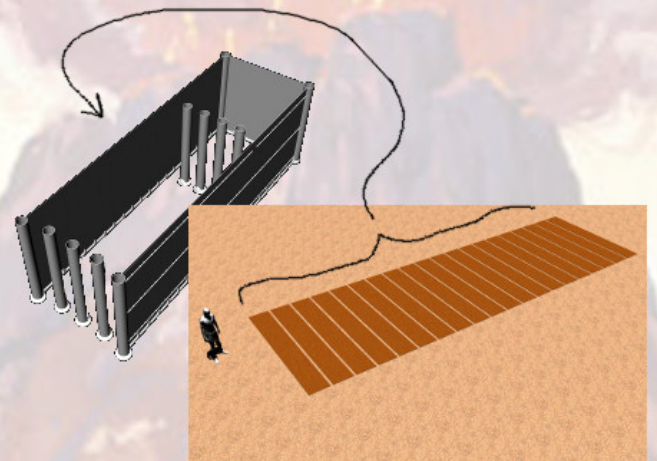
¹⁶ Ten cubits shall be the length of a board, and a cubit and a half shall be the width of each board. Exodus 26 : 16

21




¹⁷ Two tenons shall be in each board for binding one to another. Thus you shall make for all the boards of the tabernacle. Exodus 26 : 17

22



¹⁸ And you shall make the boards for the tabernacle, twenty boards for the south side. Exodus 26 : 18

23

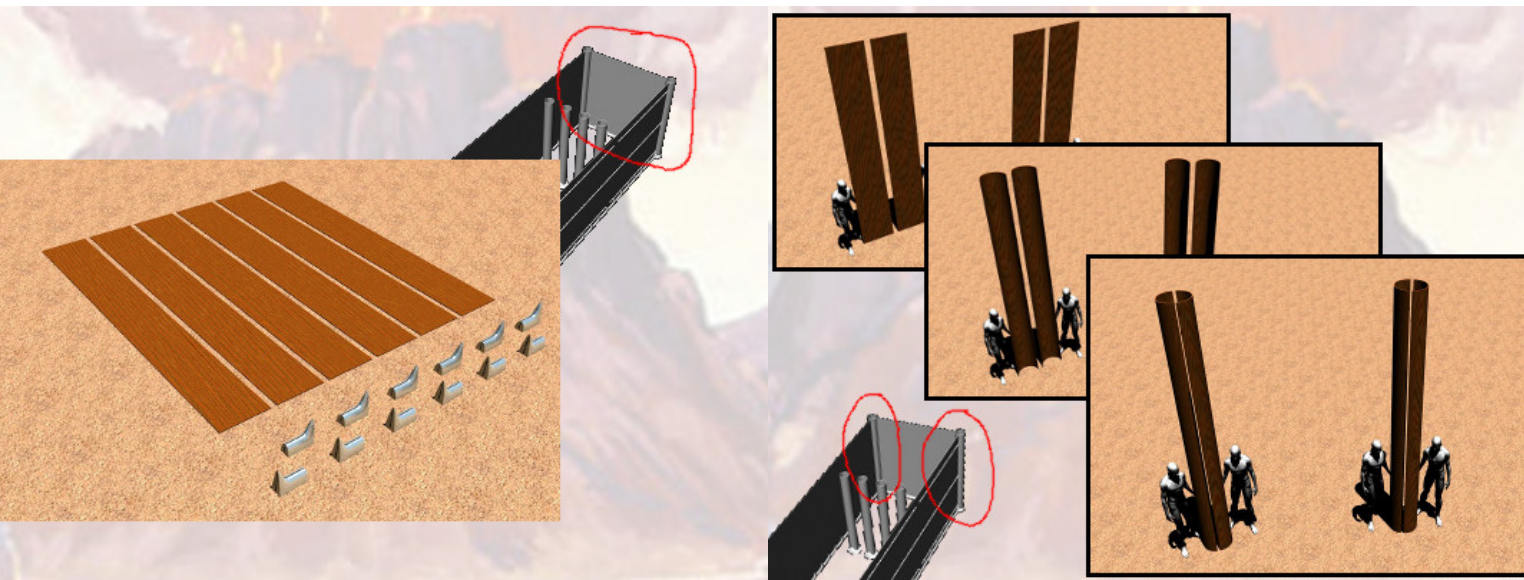


¹⁹ You shall make forty sockets of silver under the twenty boards: two sockets under each of the boards for its two tenons. Exodus 26:19

²⁰ And for the second side of the tabernacle, the north side, there shall be twenty boards and their forty sockets of silver: ²¹ two sockets under each of the boards. Exodus 26:20-21

24

25



²² For the far side of the tabernacle, westward, you shall make six boards. Exodus 26:22

²³ And you shall also make two boards for the two back corners of the tabernacle. Exodus 26:23

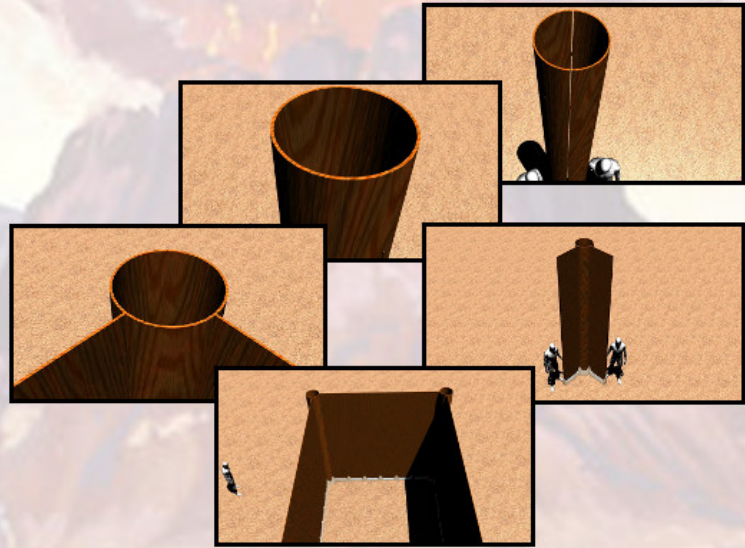
26

27




²⁴They shall be coupled together at the bottom
Exodus 26 : 24a

28




and they shall be coupled together at the top by one ring.
Thus it shall be for both of them. They shall be for the
two corners. Exodus 26 : 24b

29




²⁵So there shall be eight boards with their sockets of silver—
sixteen sockets—two sockets under each of the boards.
Exodus 26 : 25

30



²⁶And you shall make bars of acacia wood: five for the
boards on one side of the tabernacle, Exodus 26 : 26

31




²⁷ five bars for the boards on the other side of the tabernacle,
Exodus 26 : 27a

32




and five bars for the boards of the side of the tabernacle,
for the far side westward.
Exodus 26 : 27b

33





²⁸ The middle bar shall pass through the midst of the boards from end to end.
Exodus 26 : 28

34



²⁹ You shall overlay the boards with gold,
Exodus 26 : 29a

35





make their rings of gold as holders for the bars,
Exodus 26 : 29b

and overlay the bars with gold.

Exodus 26 : 29c

36

37



³⁰ And you shall raise up the tabernacle according to its pattern which you were shown on the mountain.
Exodus 26 : 30

³¹ You shall make a veil woven of blue, purple, and scarlet thread, and fine woven linen. It shall be woven with an artistic design of cherubim.
Exodus 26 : 31


38

39



³² You shall hang it upon the four pillars of acacia wood overlaid with gold. Exodus 26 : 32a

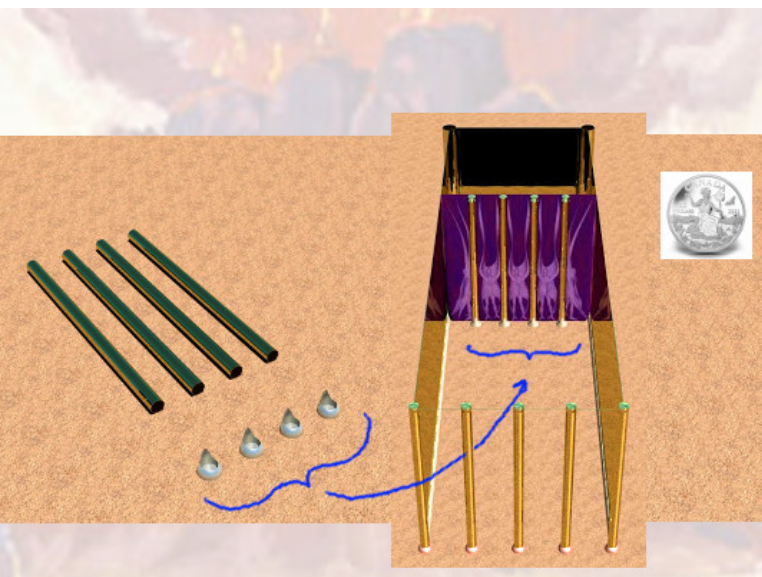
40



Their hooks shall be gold,

Exodus 26 : 32b

41



upon four sockets of silver.

Exodus 26 : 32c

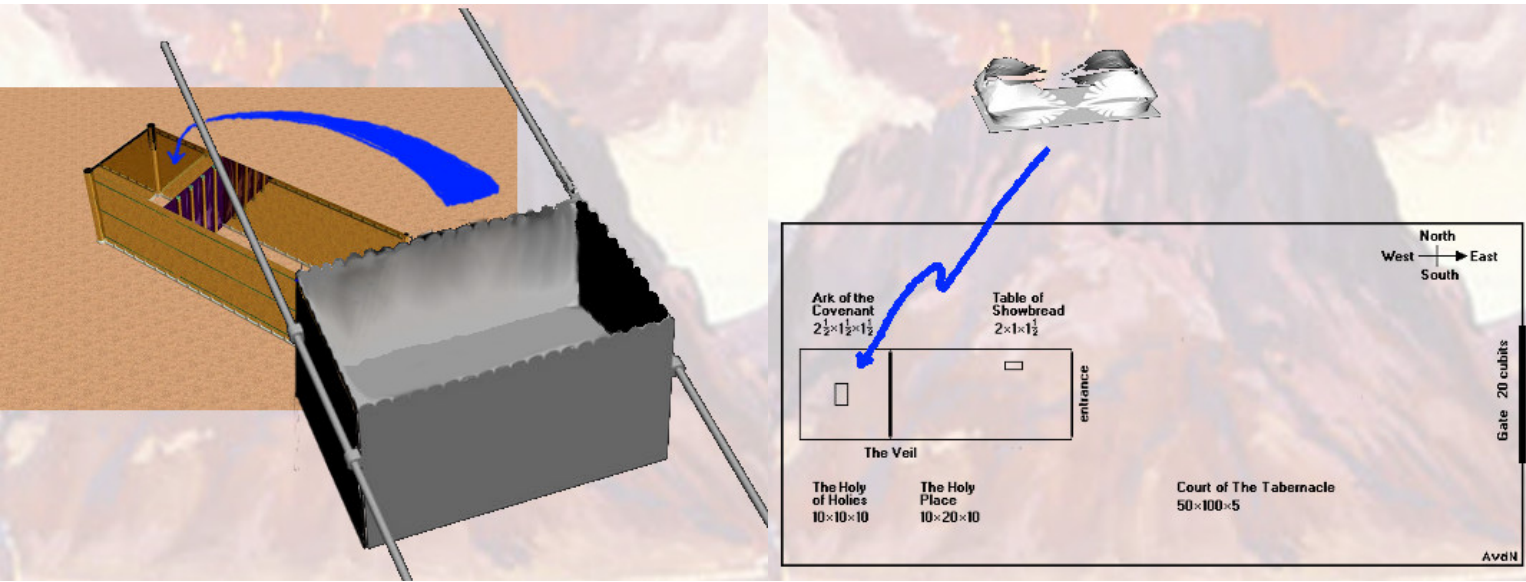
42



³³ And you shall hang the veil from the clasps.

Exodus 26 : 33a

43

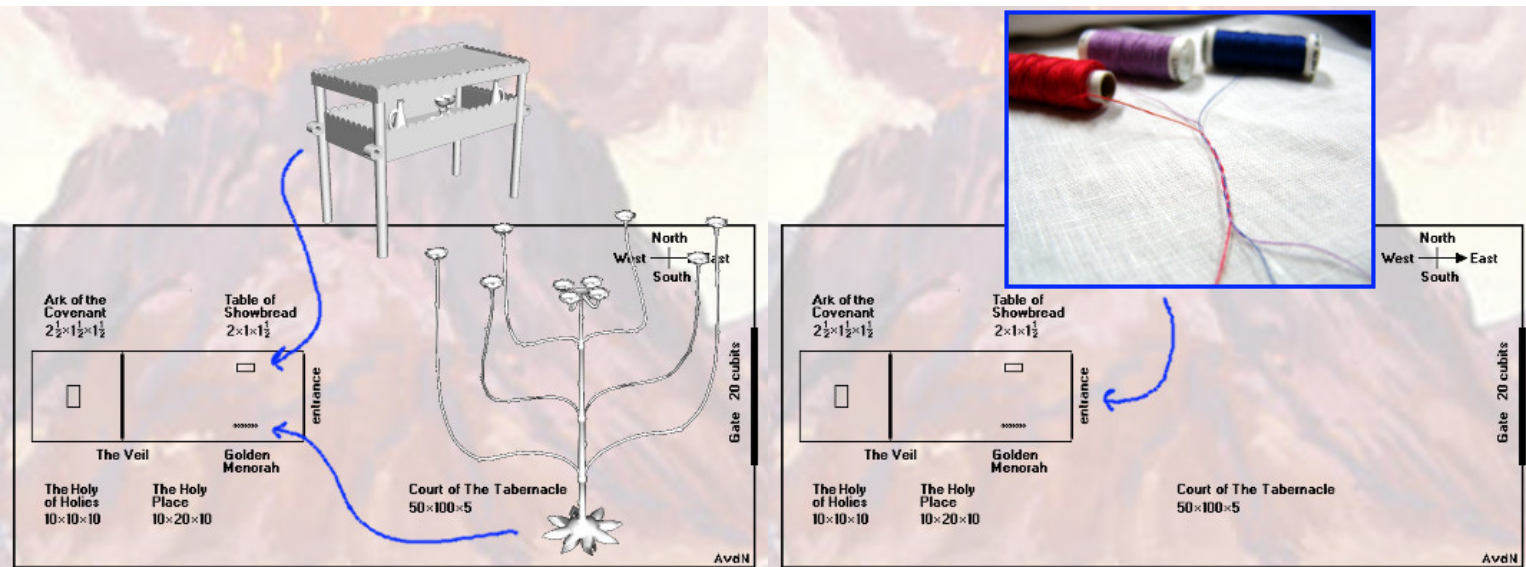


Then you shall bring the ark of the Testimony in there, behind the veil. The veil shall be a divider for you between the holy place and the Most Holy. Exodus 26 : 33b

34 You shall put the mercy seat upon the ark of the Testimony in the Most Holy. Exodus 26 : 34

44

45

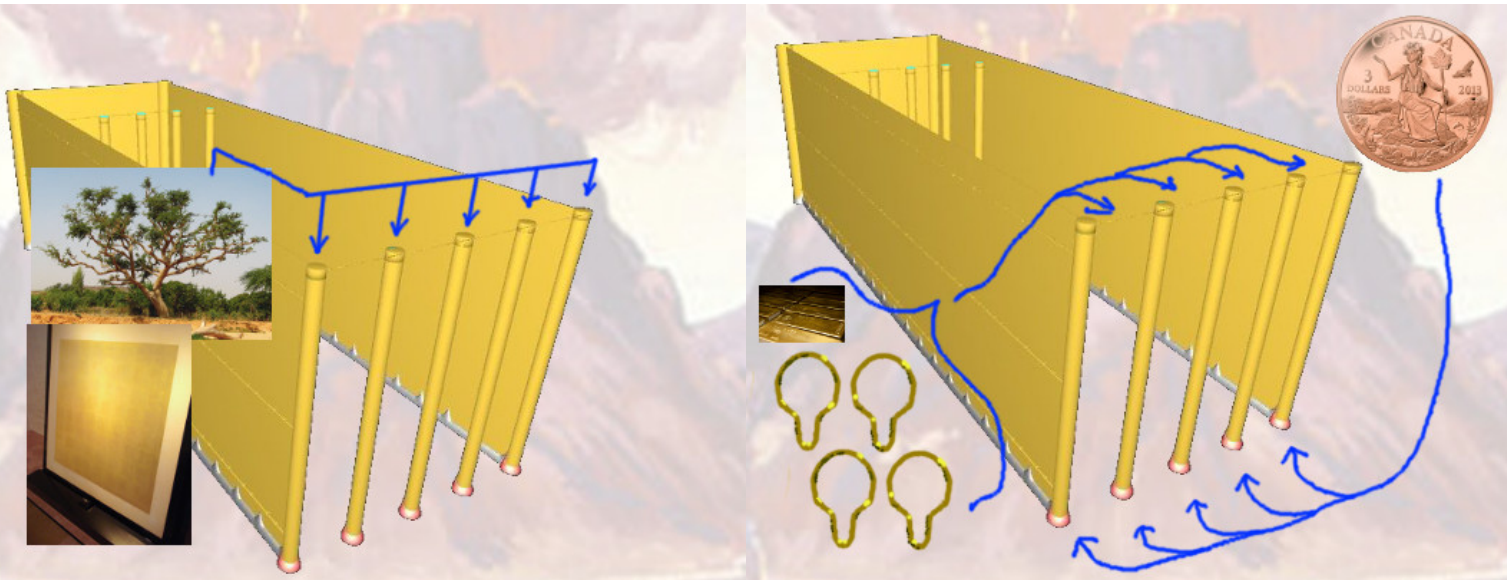


35 You shall set the table outside the veil, and the lamp-stand across from the table on the side of the tabernacle toward the south; and you shall put the table on the north side. Exodus 26 : 35

36 "You shall make a screen for the door of the tabernacle, woven of blue, purple, and scarlet thread, and fine woven linen, made by a weaver. Exodus 26 : 36

46

47


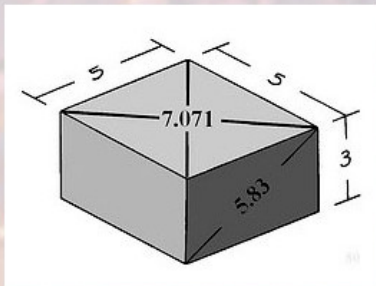


³⁷ And you shall make for the screen five pillars of acacia wood, and overlay them with gold; Exodus 26 : 37a

their hooks shall be gold, and you shall cast five sockets of bronze for them. Exodus 26 : 37b

48

49




The Altar of Burnt Offering

Chapter 27: ¹“You shall make an altar of acacia wood, five cubits long and five cubits wide—the altar shall be square—and its height shall be three cubits. Exodus 27 : 1

²You shall make its horns on its four corners; its horns shall be of one piece with it. And you shall overlay it with bronze. Exodus 27 : 2

50

51




³Also you shall make its pans to receive its ashes, and its shovels and its basins and its forks and its firepans; you shall make all its utensils of bronze. Exodus 27 : 3

⁴You shall make a grate for it, a network of bronze; and on the network you shall make four bronze rings at its four corners. Exodus 27 : 4

52

53



Another Artist's Concept

⁵You shall put it under the rim of the altar beneath, that the network may be midway up the altar. Exodus 27 : 5

⁶And you shall make poles for the altar, poles of acacia wood, and overlay them with bronze. Exodus 27 : 6

54

55




⁷The poles shall be put in the rings, and the poles shall be on the two sides of the altar to bear it. Exodus 27:7

56

⁸You shall make it hollow with boards; as it was shown you on the mountain, so shall they make it.

Exodus 27:8

57





The Court of the Tabernacle

⁹“You shall also make the court of the tabernacle. Exodus 27:9a

58

For the south side there shall be hangings for the court made of fine woven linen, one hundred cubits long for one side. Exodus 27:9b

59


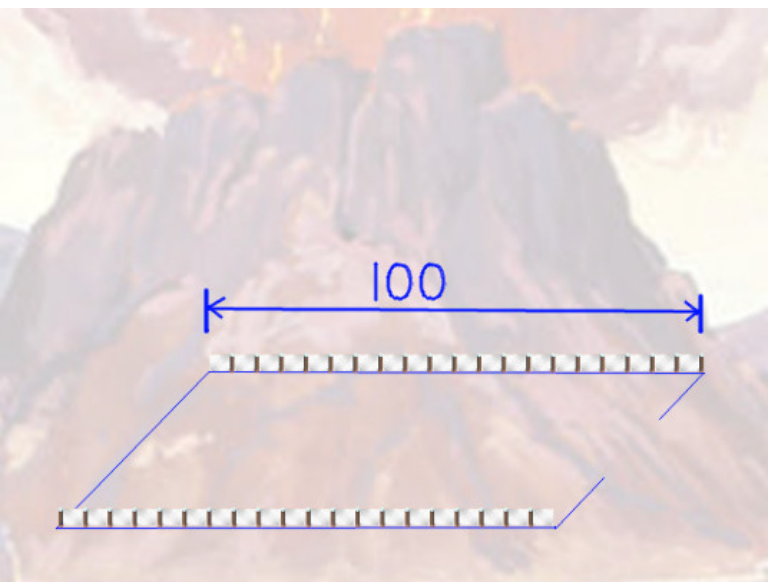


¹⁰ And its twenty pillars and their twenty sockets shall be bronze. Exodus 27: 10a

The hooks of the pillars and their bands shall be silver. Exodus 27: 10b

60

61




¹¹ Likewise along the length of the north side there shall be hangings one hundred cubits long, Exodus 27: 11a

with its twenty pillars and their twenty sockets of bronze, and the hooks of the pillars and their bands of silver.

Exodus 27: 11b

62

63





12 "And along the width of the court on the west side shall be hangings of fifty cubits, with their ten pillars and their ten sockets.
Exodus 27 : 12

13 The width of the court on the east side shall be fifty cubits.
Exodus 27 : 13

64

65

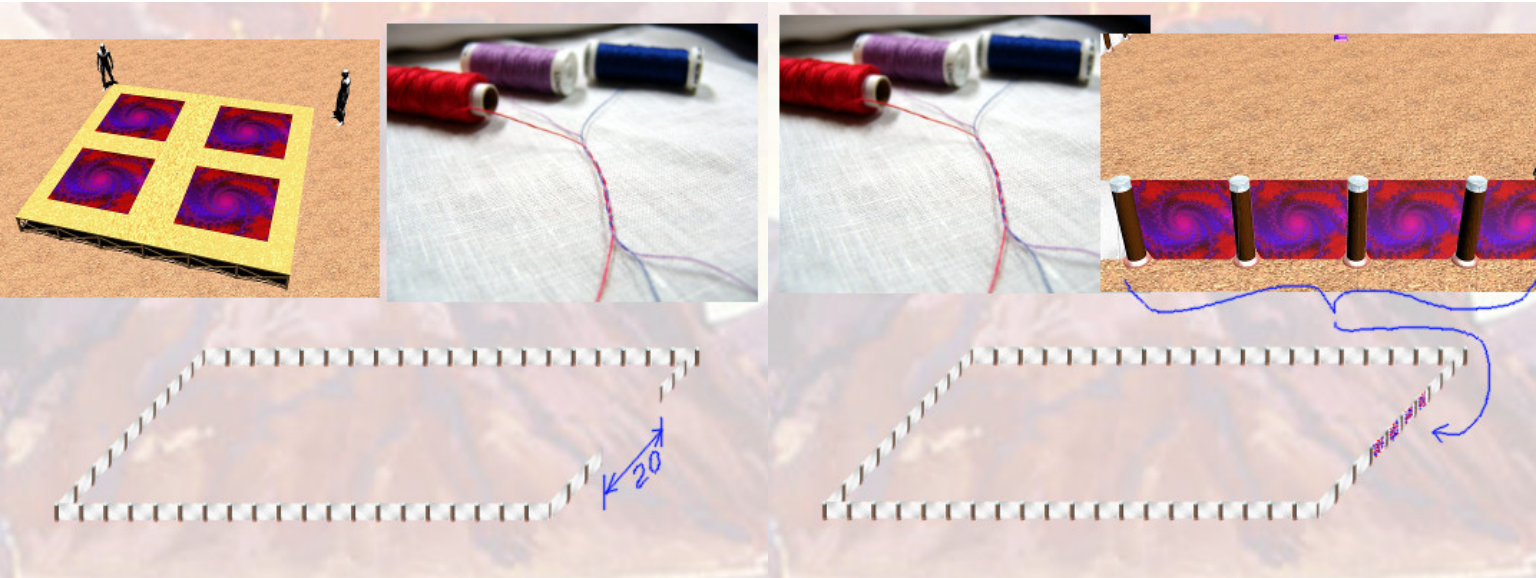


14 The hangings on one side of the gate shall be fifteen cubits, with their three pillars and their three sockets.
Exodus 27 : 14

15 And on the other side shall be hangings of fifteen cubits, with their three pillars and their three sockets.
Exodus 27 : 15

66

67




16 "For the gate of the court there shall be a screen twenty cubits long, woven of blue, purple, and scarlet thread, and fine woven linen, made by a weaver. Exodus 27:16a

It shall have four pillars and four sockets. Exodus 27:16b

68

69

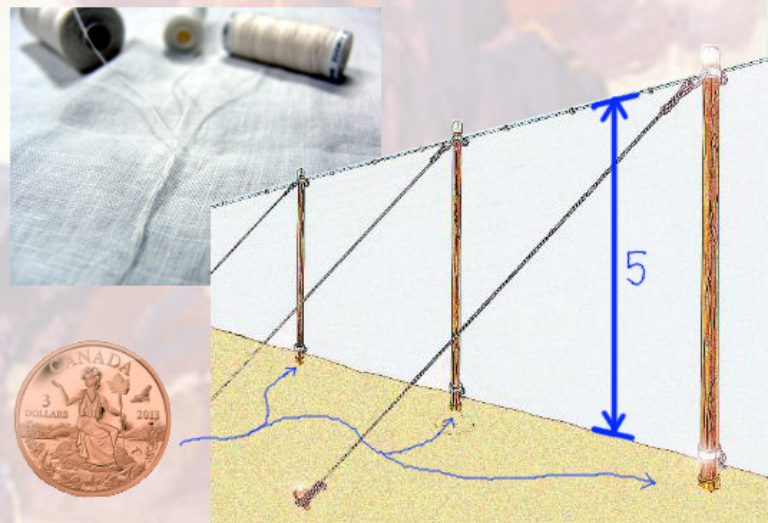
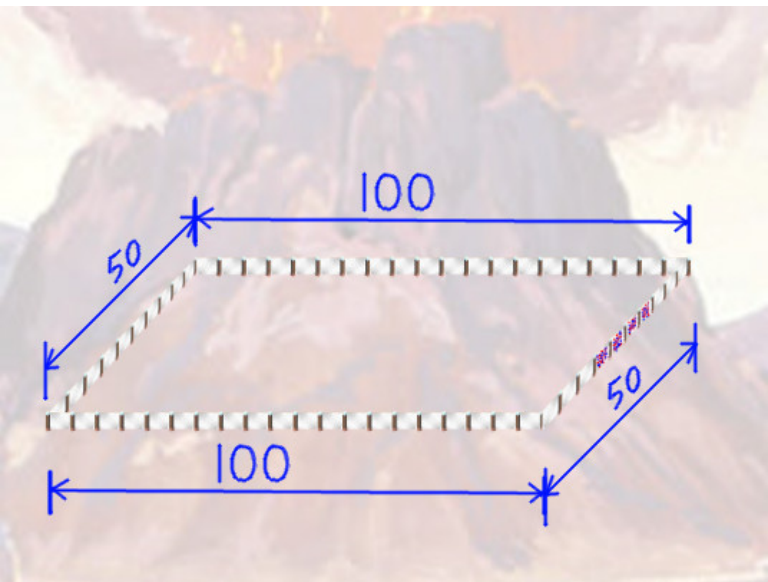


17 All the pillars around the court shall have bands of silver; their hooks shall be of silver Exodus 27:17a

and their sockets of bronze. Exodus 27:17b

70

71




¹⁸The length of the court shall be one hundred cubits, the width fifty throughout, Exodus 27: 18a

and the height five cubits, made of fine woven linen, and its sockets of bronze. Exodus 27: 18b

72

73




The Care of the Lampstand

¹⁹All the utensils of the tabernacle for all its service, all its pegs, and all the pegs of the court, shall be of bronze. Exodus 27: 19

²⁰“And you shall command the children of Israel that they bring you pure oil of pressed olives for the light, to cause the lamp to burn continually. Exodus 27: 20

74

75




Garments for the Priesthood

²¹In the tabernacle of meeting, outside the veil which is before the Testimony, Aaron and his sons shall tend it from evening until morning before the LORD. It shall be a statute forever to their generations on behalf of the children of Israel. Exodus 27 : 21

Chapter 28: ¹“Now take Aaron your brother, and his sons with him, from among the children of Israel, that he may minister to Me as priest, Aaron and Aaron’s sons: Nadab, Abihu, Eleazar, and Ithamar. Exodus 28 : 1

76

77



Two possible designs for Aaron’s garments

²And you shall make holy garments for Aaron your brother, for glory and for beauty. Exodus 28 : 2

³So you shall speak to all who are gifted artisans, whom I have filled with the spirit of wisdom, that they may make Aaron’s garments, to consecrate him, that he may minister to Me as priest. Exodus 28 : 3

78

79



The Ephod

⁴And these are the garments which they shall make: a breastplate, an ephod, a robe, a skillfully woven tunic, a turban, and a sash. So they shall make holy garments for Aaron your brother and his sons, that he may minister to Me as priest. Exodus 28:4

80

⁵They shall take the gold, blue, purple, and scarlet thread, and the fine linen, ⁶and they shall make the ephod of gold, blue, purple, and scarlet thread, and fine woven linen, artistically worked. Exodus 28:5-6

81



Where NKJV says “shoulder straps” other translations says “sides”. This picture shows side panels joining the front to the back.


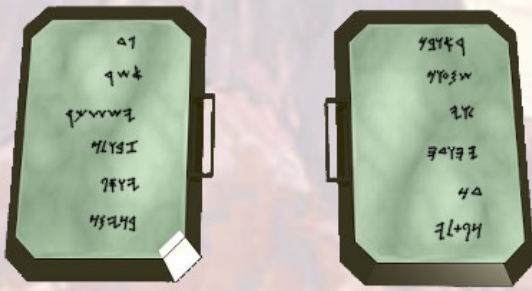
⁷It shall have two shoulder straps joined at its two edges, and so it shall be joined together. Exodus 28:7

82

⁸And the intricately woven band of the ephod, which is on it, shall be of the same workmanship, made of gold, blue, purple, and scarlet thread, and fine woven linen. Exodus 28:8

Exodus 28:8

83




9 "Then you shall take two onyx stones and engrave on them the names of the sons of Israel: ¹⁰six of their names on one stone and six names on the other stone, in order of their birth. Exodus 28:9-10

11 With the work of an engraver in stone, like the engravings of a signet, you shall engrave the two stones with the names of the sons of Israel. You shall set them in settings of gold. Exodus 28:11



12 And you shall put the two stones on the shoulders of the ephod as memorial stones for the sons of Israel. So Aaron shall bear their names before the LORD on his two shoulders as a memorial. Exodus 28:12

13 You shall also make settings of gold, Exodus 28:13



The Breastplate

¹⁴ and you shall make two chains of pure gold like braided cords, and fasten the braided chains to the settings.


Exodus 28 : 14

¹⁵ “You shall make the breastplate of judgment. Artistically woven according to the workmanship of the ephod you shall make it: of gold, blue, purple, and scarlet thread, and fine woven linen, you shall make it.

Exodus 28 : 15

88

89



The identity and color of the stones are debated by scholars.

¹⁶ It shall be doubled into a square: a span shall be its length, and a span shall be its width.

Exodus 28 : 16

¹⁷ And you shall put settings of stones in it, four rows of stones:

Exodus 28 : 17a

90

91



The first row shall be a sardius, a topaz, and an emerald;
this shall be the first row;


Exodus 28 : 17b

¹⁸ the second row shall be a turquoise, a sapphire, and a
diamond;

Exodus 28 : 18

92

93





¹⁹ the third row, a jacinth, an agate, and an amethyst;
Exodus 28 : 19

²⁰ and the fourth row, a beryl, an onyx, and a jasper.
Exodus 28 : 20a

94


95



They shall be set in gold settings.

Exodus 28 : 20b

21 And the stones shall have the names of the sons of Israel, twelve according to their names, like the engravings of a signet, each one with its own name; they shall be according to the twelve tribes. Exodus 28 : 21




22 "You shall make chains for the breastplate at the end, like braided cords of pure gold. Exodus 28 : 22

23 And you shall make two rings of gold for the breastplate, and put the two rings on the two ends of the breastplate. Exodus 28 : 23



24 Then you shall put the two braided chains of gold in the two rings which are on the ends of the breastplate;
Exodus 28 : 24

100




25 and the other two ends of the two braided chains you shall fasten to the two settings,
Exodus 28 : 25a

101




and put them on the shoulder straps of the ephod in the front.
Exodus 28 : 25b

102



26 You shall make two rings of gold, and put them on the two ends of the breastplate, on the edge of it, which is on the inner side of the ephod.
Exodus 28 : 26

103




Where NKJV uses "shoulder straps" some other translations say "sides of the ephod"

27 And two other rings of gold you shall make, and put them on the two shoulder straps, underneath the ephod toward its front, right at the seam above the intricately woven band of the ephod. Exodus 28 : 27

28 They shall bind the breastplate by means of its rings to the rings of the ephod, using a blue cord, so that it is above the intricately woven band of the ephod, and so that the breastplate does not come loose from the ephod.

Exodus 28 : 28




29 "So Aaron shall bear the names of the sons of Israel on the breastplate of judgment over his heart, when he goes into the holy place, as a memorial before the LORD continually. Exodus 28 : 29



The Bible doesn't describe the appearance of the Urim and Thummim or how they were used to understand God's will (I Sam. 28 : 6). For more information, see commentaries.

30 And you shall put in the breastplate of judgment the Urim and the Thummim, and they shall be over Aaron's heart when he goes in before the LORD. So Aaron shall bear the judgment of the children of Israel over his heart before the LORD continually. Exodus 28 : 30



Other Priestly Garments

31 "You shall make the robe of the ephod all of blue.
Exodus 28:31

32 There shall be an opening for his head in the middle of it; it shall have a woven binding all around its opening, like the opening in a coat of mail, so that it does not tear.
Exodus 28:32

BOTTOM OF BLUE ROBE

POMEGRANATES

BELLS



POMEGRANATES OF BLUE, PURPLE & SCARLET RED ALL AROUND.
GOLDEN BELLS ALTERNATING WITH POMEGRANATES

4/26/2014

High Priest's Garments - Nirmal
Nathan, Trichy, India

38


An Artist's depiction of this.



Another Artist's depiction of a different translation of the Hebrew.

33 And upon its hem you shall make pomegranates of blue, purple, and scarlet, all around its hem, and bells of gold between them all around:
Exodus 28:33

34 a golden bell and a pomegranate, a golden bell and a pomegranate, upon the hem of the robe all around.
Exodus 28:34



35 And it shall be upon Aaron when he ministers, and its sound will be heard when he goes into the holy place before the LORD and when he comes out, that he may not die.
Exodus 28:35

36 "You shall also make a plate of pure gold and engrave on it, like the engraving of a signet:
HOLINESS TO THE LORD.
Exodus 28:36



37 And you shall put it on a blue cord, that it may be on the turban; it shall be on the front of the turban.
Exodus 28:37

38 So it shall be on Aaron's forehead, that Aaron may bear the iniquity of the holy things which the children of Israel hallow in all their holy gifts; and it shall always be on his forehead, that they may be accepted before the LORD.
Exodus 28:38

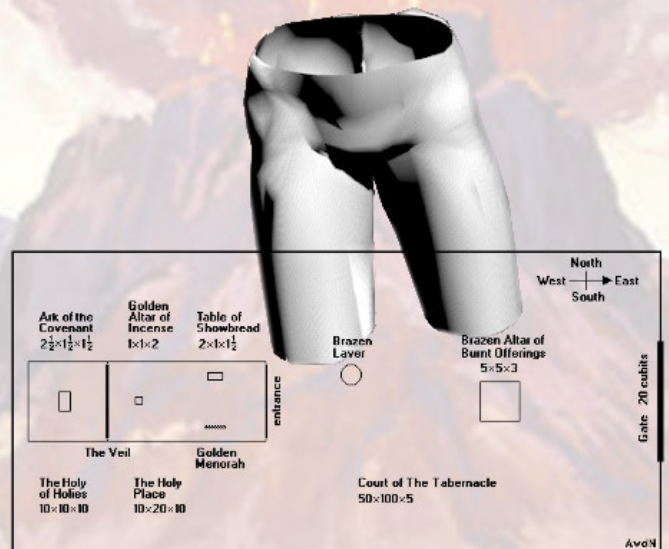


39 “You shall skillfully weave the tunic of fine linen thread, you shall make the turban of fine linen, and you shall make the sash of woven work. Exodus 28:39

40 For Aaron’s sons you shall make tunics, and you shall make sashes for them. And you shall make hats for them, for glory and beauty. Exodus 28:40

116

117




41 So you shall put them on Aaron your brother and on his sons with him. You shall anoint them, consecrate them, and sanctify them, that they may minister to Me as priests. Exodus 28:41

42 And you shall make for them linen trousers to cover their nakedness; they shall reach from the waist to the thighs.
43 They shall be on Aaron and on his sons when they come into the tabernacle of meeting, or when they come near the altar to minister in the holy place, that they do not incur iniquity and die. Exodus 28:42-43a




118

119



Jesus covered his loins with a linen towel (Strong's 3012) and washed his disciples' feet before the Last Supper, and commanded his disciples to do likewise. See John 13:4

It shall be a statute forever to him and his descendants after him. Exodus 28:43b



Finished tabernacle and court

Questions for Chapters 26-28

There are many useful questions for Chapters 26-28 at [http: www.pbequizengine.com](http://www.pbequizengine.com)

Exodus Chapter 26

- 1) What material was the 10 curtains made of in verse one? ([Exodus 26:1](#))
- 2) What was to be worked into the curtains? ([Exodus 26:1](#))
- 3) What was the size of the curtains, according to verse two? ([Exodus 26:2](#))
- 4) How many curtains were joined together? ([Exodus 26:3](#))
- 5) What color were the loops to be? ([Exodus 26:4](#))
- 6) How many loops were made in verse five? ([Exodus 26:5](#))
- 7) Of what were the 50 clasps made and for what purpose? ([Exodus 26:6](#))
- 8) Of what material were the curtains for the tent? ([Exodus 26:7](#))
- 9) How many and what size were the tent curtains? ([Exodus 26:8](#))
- 10) What was the extra curtain used for? ([Exodus 26:9](#))
- 11) What material was used for the clasps for the tent? ([Exodus 26:11](#))
- 12) What was to be done with the half curtain? ([Exodus 26:12](#))
- 13) What was to be done with the extra cubit on the tent curtains? ([Exodus 26:13](#))
- 14) Describe the tent covering in verse fourteen. ([Exodus 26:14](#))
- 15) Of what wood and measurements were the frames of the tabernacle? ([Exodus 26:15-16](#))
- 16) How were the frame projections set? ([Exodus 26:17](#))
- 17) How many frames were on the south side? ([Exodus 26:18](#))
- 18) What was to go under the frames? ([Exodus 26:19](#))
- 19) What about the north side? ([Exodus 26:20](#))
- 20) How many frames on the west end? How many for the corners? ([Exodus 26:22](#))
- 21) What are the total frames and bases for the ends? ([Exodus 26:25](#))
- 22) What were the crossbars made of and how many? ([Exodus 26:26-28](#))
- 23) Where did Moses get the plan for the tabernacle? ([Exodus 26:30](#))
- 24) Describe the curtain in verse thirty-one. ([Exodus 26:31](#))
- 25) How was it to be hung, according to this verse? ([Exodus 26:32](#))
- 26) What was placed behind the curtain? ([Exodus 26:33](#))
- 27) What was the purpose of the curtain? ([Exodus 26:33](#))
- 28) Where was the table and lamp stand placed? ([Exodus 26:35](#))
- 29) Describe the curtain that was the entrance to the tent. ([Exodus 26:36-37](#))
- 30) What was the difference between the bases for this curtain and the one for the separation of the Holy Place and Most Holy Place? ([Exodus 26:37](#))

Exodus Chapter 27

- 1) What was the size of the altar, according to verse one? ([Exodus 27:1](#))
- 2) What was made of one piece with the altar? ([Exodus 27:2](#))
- 3) What was the altar made of in these verses? ([Exodus 27:1-2](#))
- 4) What utensils were made of bronze for the altar? ([Exodus 27:3](#))
- 5) Where was the bronze grating put? ([Exodus 27:5](#))
- 6) What unusual construction plan was given concerning the altar? ([Exodus 27:8](#))
- 7) What was each side of the courtyard to contain? ([Exodus 27:9-11](#))
- 8) In proportion to the sides how big was the west end? ([Exodus 27:12](#))
- 9) How much space would be between the two sets of 15 cu. long curtains on the east side? ([Exodus 27:12-14](#))
- 10) How was this entrance covered? ([Exodus 27:16](#))
- 11) How high were the curtains surrounding the courtyard to be? ([Exodus 27:18](#))
- 12) Besides those things mentioned, anything else used in service of the tabernacle was to be made of what metal? ([Exodus 27:19](#))
- 13) What kind of oil was used for light? ([Exodus 27:20](#))
- 14) How long were the lamps kept burning and where were they? ([Exodus 27:21](#))

Exodus Chapter 28

- 1) Who was to serve as priests, according to verse one? ([Exodus 28:1](#))
- 2) What were Aaron's sacred garments to do? ([Exodus 28:2](#))
- 3) What were the priestly garments? ([Exodus 28:4](#))
- 4) How was the ephod to fasten? ([Exodus 28:7](#))
- 5) What kind of stones were engraved and with what? ([Exodus 28:9](#))
- 6) What method of engraving was used in this verse? ([Exodus 28:11](#))
- 7) Where were the stones mounted? ([Exodus 28:12](#))
- 8) What was attached to the settings? ([Exodus 28:14](#))
- 9) What was the breast piece for? ([Exodus 28:15](#))
- 10) What was its size, according to verse sixteen? ([Exodus 28:16](#))
- 11) What was mounted on the breast piece and in what order? ([Exodus 28:17](#))
- 12) How was the breast piece attached to the ephod? ([Exodus 28:22-28](#))
- 13) When was Aaron to wear the breast piece and why? ([Exodus 28:29](#))
- 14) What besides the gems were put in the breast piece over Aaron's heart? ([Exodus 28:30](#))
- 15) What were the Urim and Thummim? ([Exodus 28:30](#))
- 16) What and how was the priestly robe to be made of? ([Exodus 28:31](#))
- 17) What was around the hem of the robe? ([Exodus 28:33](#))

- 18) What purpose did the bells serve? ([Exodus 28:35](#))
- 19) With what words was the gold plate to be engraved? ([Exodus 28:36](#))
- 20) Where was the gold plate put? ([Exodus 28:37-38](#))
- 21) What was the purpose of the plate? ([Exodus 28:38](#))
- 22) What was to be done to Aaron and his sons after the garments were put on them? ([Exodus 28:41](#))
- 23) What material and size were the undergarments of? ([Exodus 28:42](#))
- 24) When did the undergarments have to be worn and why? ([Exodus 28:43](#))

Note: I pray that these questions have helped your study and understanding of Gods' word in the Bible. Please feel free to pass them on to other people if they have helped you.

Your Brother in Christ,


Frank Rose <http://my-ccm.com/old-testament-questions/questions-about-the-book-of-exodus/>



Unit EH

Exodus 26-28

Bill and Shelley Houser
<http://www.ReadyAnswers.org>



Scripture taken from the Reina-Valera 1995 version.

Reina-Valera 95 © Sociedades Biblicas Unidas, 1995. Used by permission.



The Tabernacle: Various artistic representations.




Cherubim depictions vary, also. Ezequiel Capítulo 1 and 10 describe cherubim.

Chapter 26: ¹>>Harás el Tabernáculo de diez cortinas de lino torcido, azul, púrpura y carmesí; Exodus 26 : 1a

lo harás con querubines de obra primorosa.

Exodus 26 : 1b



²La longitud de cada cortina será de veintiocho codos, y su anchura de cuatro codos; todas las cortinas tendrán una misma medida. Exodus 26 : 2

³Cinco cortinas estarán unidas una con la otra, y las otras cinco cortinas unidas una con la otra. Exodus 26 : 3

4

5



⁴Y harás lazadas de azul en la orilla de la última cortina de la primera unión; lo mismo harás en la orilla de la cortina de la segunda unión. Exodus 26 : 4

⁵Cincuenta lazadas harás en la primera cortina, y cincuenta lazadas harás en la orilla de la cortina que está en la segunda unión; las lazadas estarán contrapuestas la una a la otra. Exodus 26 : 5

6

7




⁶Harás también cincuenta corchetes de oro, con los cuales enlazarás las cortinas la una con la otra, de modo que el Tabernáculo forme un todo. Exodus 26:6

8

⁷>>Harás asimismo cortinas de pelo de cabra para una cubierta sobre el Tabernáculo; once cortinas harás. Exodus 26:7

9



⁸La longitud de cada cortina será de treinta codos, y la anchura de cada cortina, de cuatro codos; una misma medida tendrán las once cortinas. Exodus 26:8

10


⁹Unirás cinco cortinas aparte y las otras seis cortinas aparte, Exodus 26:9a

11



y doblarás la sexta cortina sobre el frente del Tabernáculo.
Exodus 26 : 9b

12




¹⁰Después harás cincuenta lazadas en la orilla de la cortina, al borde de la unión, y cincuenta lazadas en la orilla de la cortina de la segunda unión. Exodus 26 : 10

13




²⁶Harás asimismo cincuenta corchetes de bronce, los cuales meterás por las lazadas;
Exodus 26 : 11a

14




y enlazarás las uniones para que se haga una sola cubierta.
Exodus 26 : 11b

15




12 La parte que sobra en las cortinas de la tienda, la mitad de la cortina que sobra, colgará a espaldas del Tabernáculo.
Exodus 26 : 12

16




13 Un codo de un lado y otro codo del otro lado, que sobran a lo largo de las cortinas de la tienda, colgarán sobre los lados del Tabernáculo a un lado y al otro, para cubrirlo.
Exodus 26 : 13

17



14 >>Harás también a la tienda una cubierta de pieles de carneros teñidas de rojo,
Exodus 26 : 14a

18



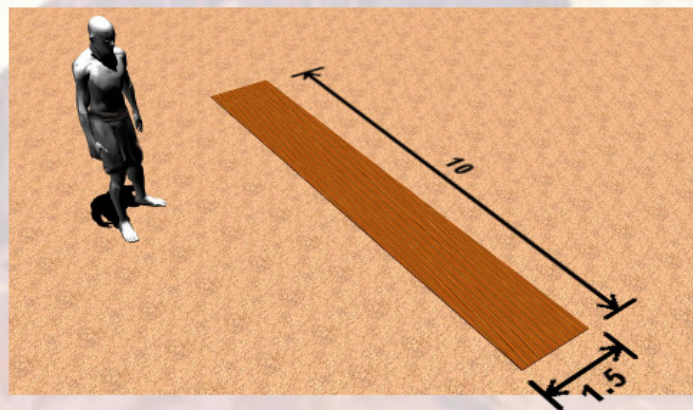
y una cubierta de pieles de tejones encima.
Exodus 26 : 14b

19




¹⁵ >> Harás además para el Tabernáculo tablas de madera de acacia, que estén derechas. Exodus 26:15

20



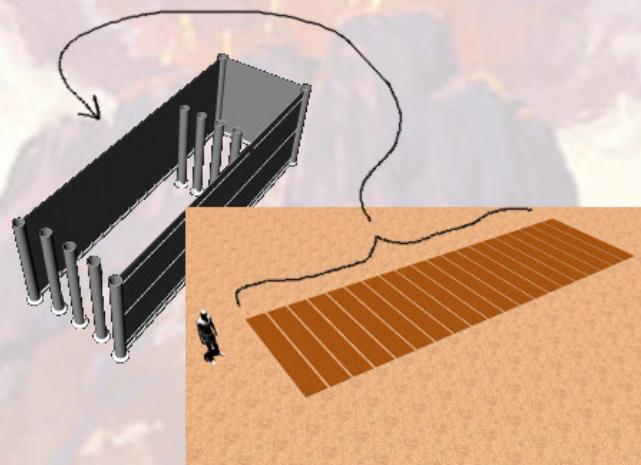
¹⁶ La longitud de cada tabla será de diez codos, y de codo y medio la anchura. Exodus 26:16

21




¹⁷ Dos espigas tendrá cada tabla, para unirlas una con otra; así harás todas las tablas del Tabernáculo. Exodus 26:17

22



¹⁸ Harás, pues, las tablas del Tabernáculo; veinte tablas al lado del mediodía, al sur. Exodus 26:18

23

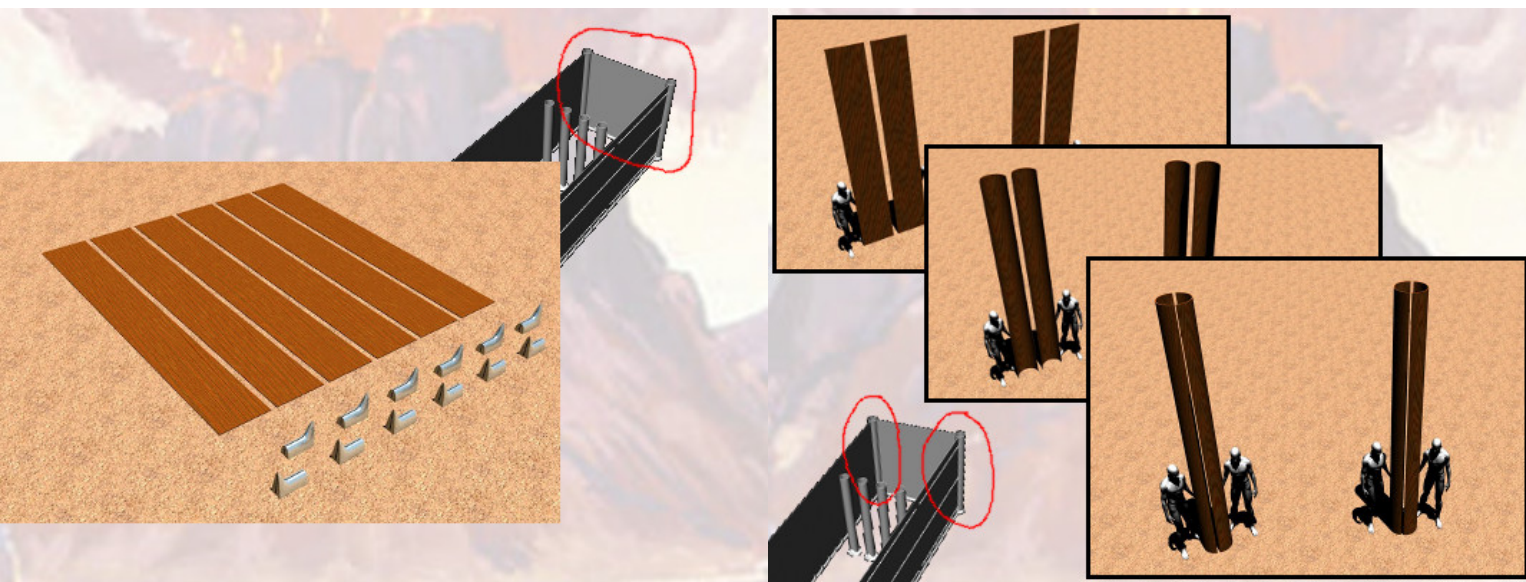


¹⁹Y harás cuarenta basas de plata debajo de las veinte tablas: dos basas debajo de una tabla para sus dos espigas y dos basas debajo de otra tabla para sus dos espigas.
Exodus 26 : 19

24

²⁰>>Y para el otro lado del Tabernáculo, el lado del norte, harás veinte tablas ²¹con sus cuarenta basas de plata: dos basas debajo de una tabla y dos basas debajo de otra tabla.
Exodus 26 : 20-21

25



²²Para el lado posterior del Tabernáculo, hacia el occidente, harás seis tablas.
Exodus 26 : 22

26

²³Harás además dos tablas para las esquinas del Tabernáculo en los dos ángulos posteriores,
Exodus 26 : 23

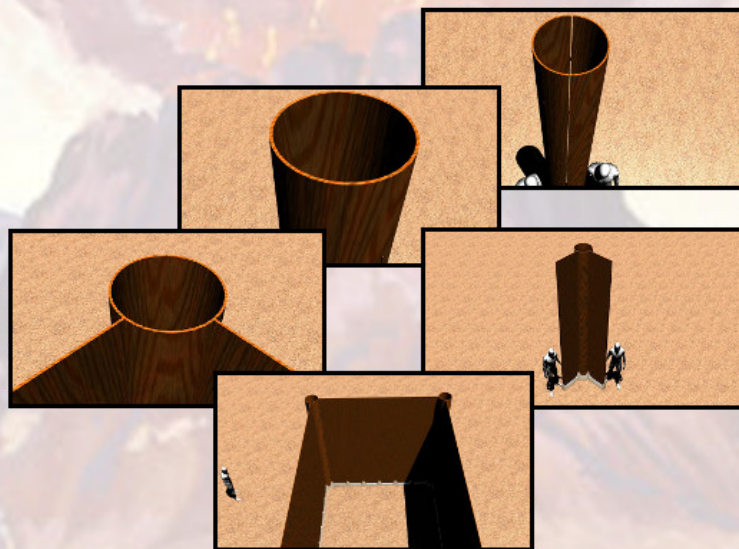
27



²⁴ las cuales se unirán desde abajo,

Exodus 26 : 24a


28



y asimismo se juntarán por su alto con un gozne. Así será con las otras dos; serán para las dos esquinas.

Exodus 26 : 24b


29



²⁵ De suerte que serán ocho tablas, con sus basas de plata: dieciséis basas, dos basas debajo de una tabla y dos basas debajo de otra tabla.

Exodus 26 : 25

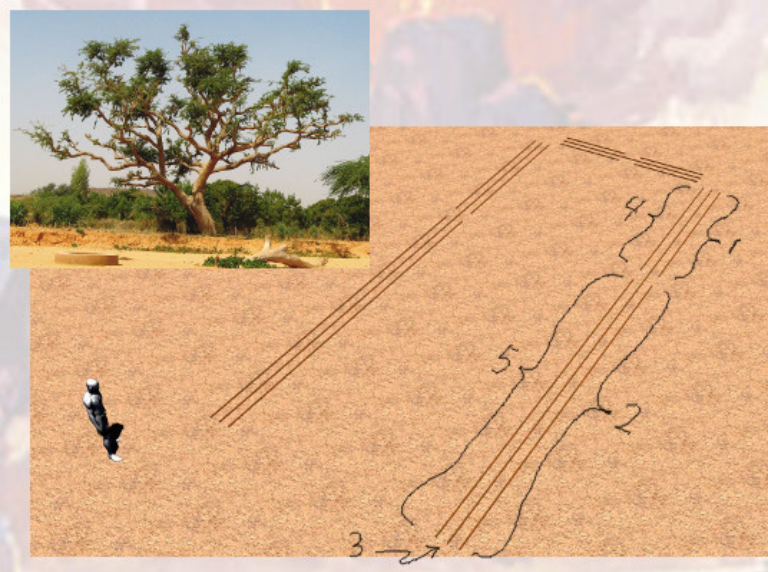
30



²⁶ >> Harás también cinco barras de madera de acacia para las tablas de un lado del Tabernáculo,

Exodus 26 : 26

31




27 cinco barras para las tablas del otro lado del Tabernáculo
Exodus 26 : 27a

32




y cinco barras para las tablas del lado posterior del
Tabernáculo, hacia el occidente.
Exodus 26 : 27b

33



28 La barra central pasará en medio de las tablas, de un
extremo al otro.
Exodus 26 : 28



34



29 Recubrirás de oro las tablas,

Exodus 26 : 29a

35





y harás sus argollas de oro para meter por ellas las barras;
Exodus 26 : 29b

también recubrirás de oro las barras. Exodus 26 : 29c

36

37



³⁰ Erigirás el Tabernáculo conforme al modelo que te fue
mostrado en el monte. Exodus 26 : 30

³¹ >> También harás un velo de azul, púrpura, carmesí y
lino torcido; será hecho de obra primorosa, con querubines.
Exodus 26 : 31


38

39



³² Lo pondrás sobre cuatro columnas de madera de acacia recubiertas de oro,
Exodus 26 : 32a

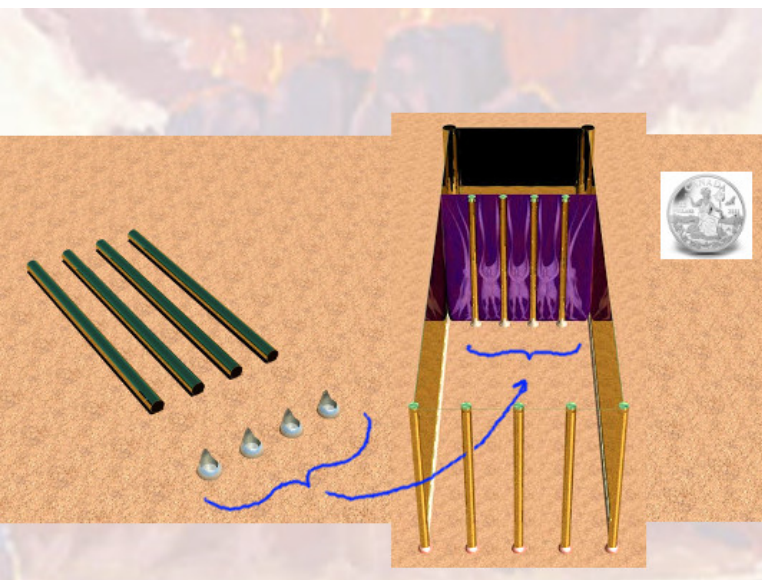
40



con capiteles de oro

Exodus 26 : 32b


41



y sobre basas de plata.

Exodus 26 : 32c

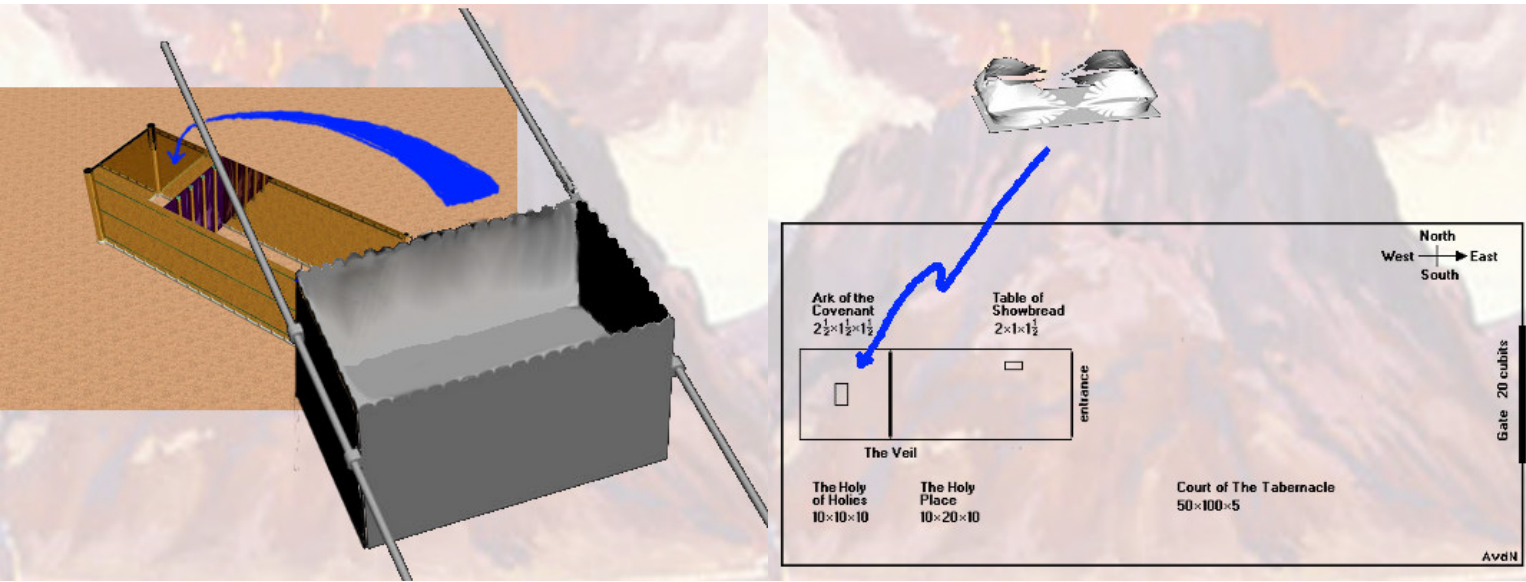
42



³³ Pondrás el velo debajo de los corchetes,

Exodus 26 : 33a

43

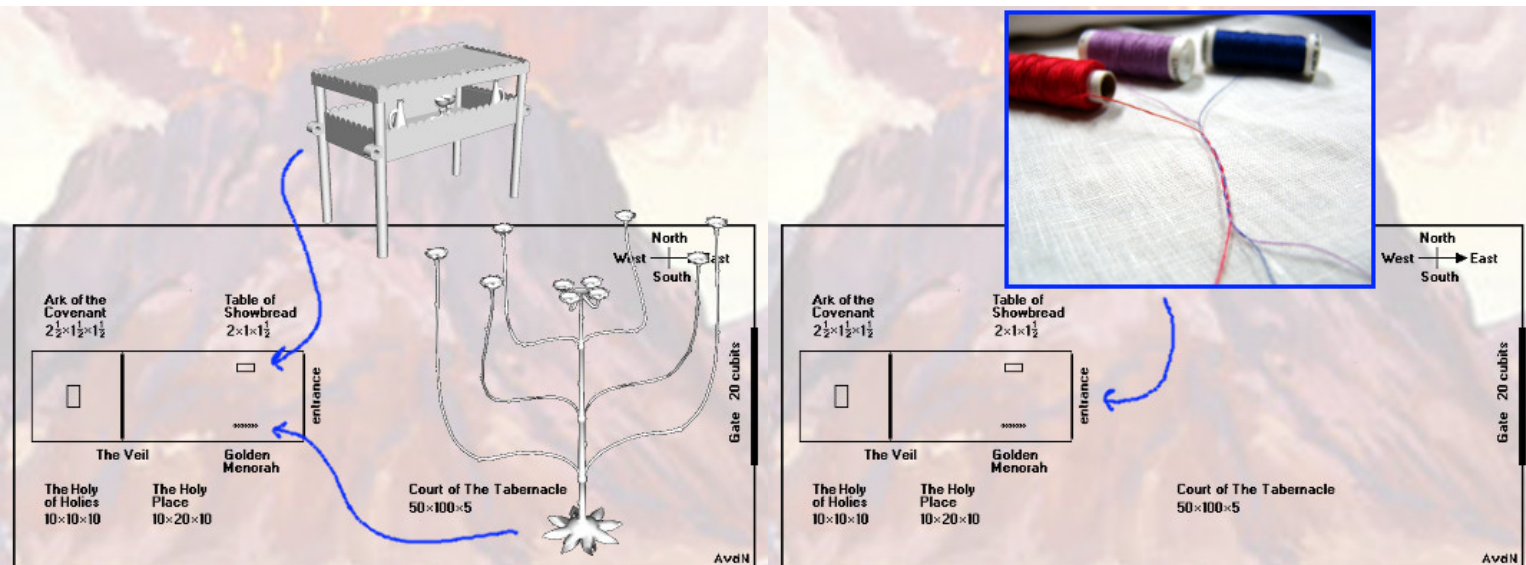


y allí, detrás del velo, colocarás el Arca del testimonio. Así el velo servirá para separar el Lugar santo del Lugar santísimo. Exodus 26 : 33b

34 Pondrás el propiciatorio sobre el Arca del testimonio en el Lugar santísimo. Exodus 26 : 34

44

45

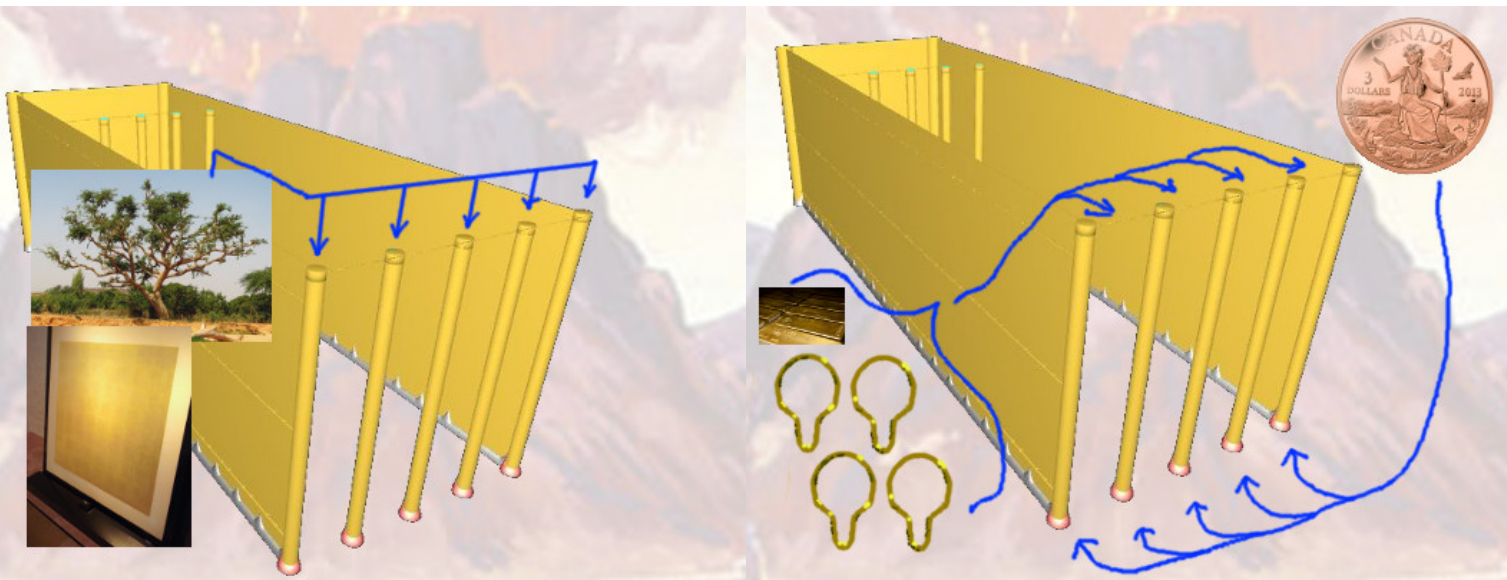


35 Fuera del velo pondrás la mesa, y frente a ella, en el lado sur del Tabernáculo, el candelabro. Así quedará la mesa hacia el lado del norte. Exodus 26 : 35

36 >>Harás para la puerta del Tabernáculo una cortina de azul, púrpura, carmesí y lino torcido, obra de recamador. Exodus 26 : 36

46

47

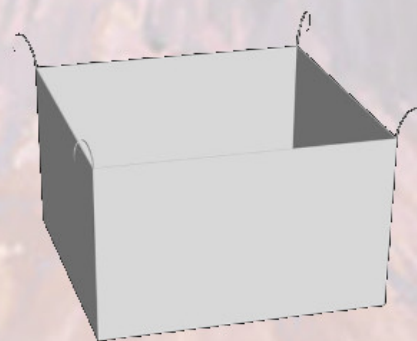
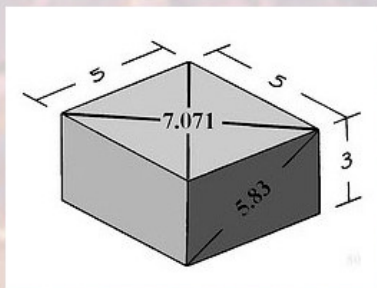


37 Y harás para la cortina cinco columnas de madera de acacia, las cuales cubrirás de oro, Exodus 26 : 37a

con sus capiteles de oro, y fundirás cinco basas de bronce para ellas. Exodus 26 : 37b

48

49




El altar de bronce

Capítulo 27: 1 >>Harás también un altar de madera de acacia, de cinco codos de longitud y de cinco codos de anchura; será cuadrado el altar, y su altura de tres codos. Exodus 27 : 1

2 Le harás cuernos en sus cuatro esquinas; los cuernos serán parte del mismo, y lo recubrirás de bronce. Exodus 27 : 2

50

51




³Harás también sus calderos para recoger la ceniza, sus paletas, sus tazones, sus garfios y sus braseros; harás todos sus utensilios de bronce. Exodus 27 : 3

52

⁴Le harás un enrejado de bronce de obra de rejilla, y sobre la rejilla harás cuatro argollas de bronce a sus cuatro esquinas. Exodus 27 : 4

53



Another Artist's Concept

⁵La pondrás bajo el cerco interior del altar, y llegará la rejilla hasta la mitad del altar. Exodus 27 : 5

54

⁶Harás también varas para el altar, varas de madera de acacia, las cuales recubrirás de bronce. Exodus 27 : 6

55



⁷Las varas se meterán por las argollas, y estarán aquellas varas a ambos lados del altar cuando sea llevado.


Exodus 27:7

⁸Lo harás hueco, de tablas; de la manera que se te ha mostrado en el monte, así lo harás.

Exodus 27:8

56

57



El atrio del Tabernáculo

⁹>>Asimismo harás el atrio del Tabernáculo.





Exodus 27:9a

Al lado meridional, hacia el sur, tendrá el atrio cortinas de lino torcido, de cien codos de longitud a uno de los lados.

Exodus 27:9b

58

59


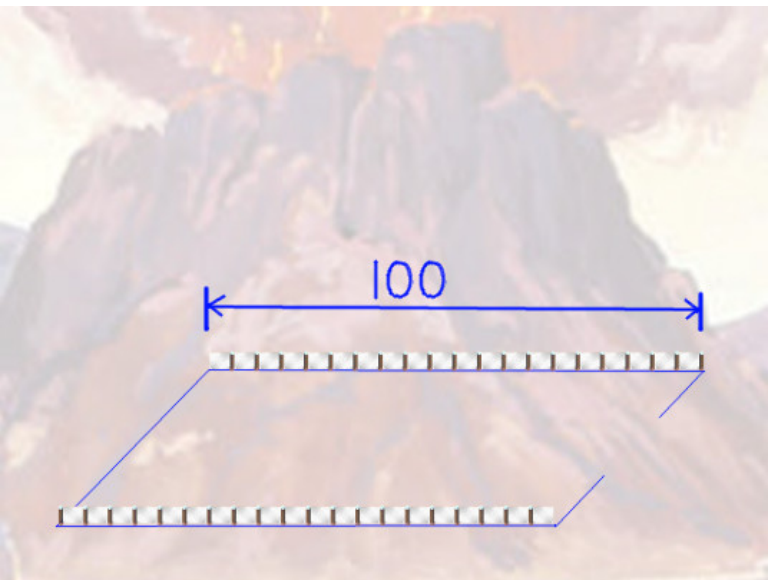


¹⁰Sus veinte columnas y sus veinte basas serán de bronce; Exodus 27: 10a

los capiteles de las columnas y sus molduras, de plata. Exodus 27: 10b

60

61




¹¹De la misma manera, a lo largo del lado del norte habrá cortinas de cien codos de longitud, Exodus 27: 11a

con sus veinte columnas apoyadas sobre veinte basas de bronce; los capiteles de las columnas y sus molduras serán de plata. Exodus 27: 11b

62

63





¹²El ancho del atrio, del lado occidental, tendrá cortinas de cincuenta codos; sus columnas serán diez, con sus diez basas.
Exodus 27 : 12

¹³El ancho del atrio por el lado del oriente, hacia el este, tendrá cincuenta codos.
Exodus 27 : 13

64

65

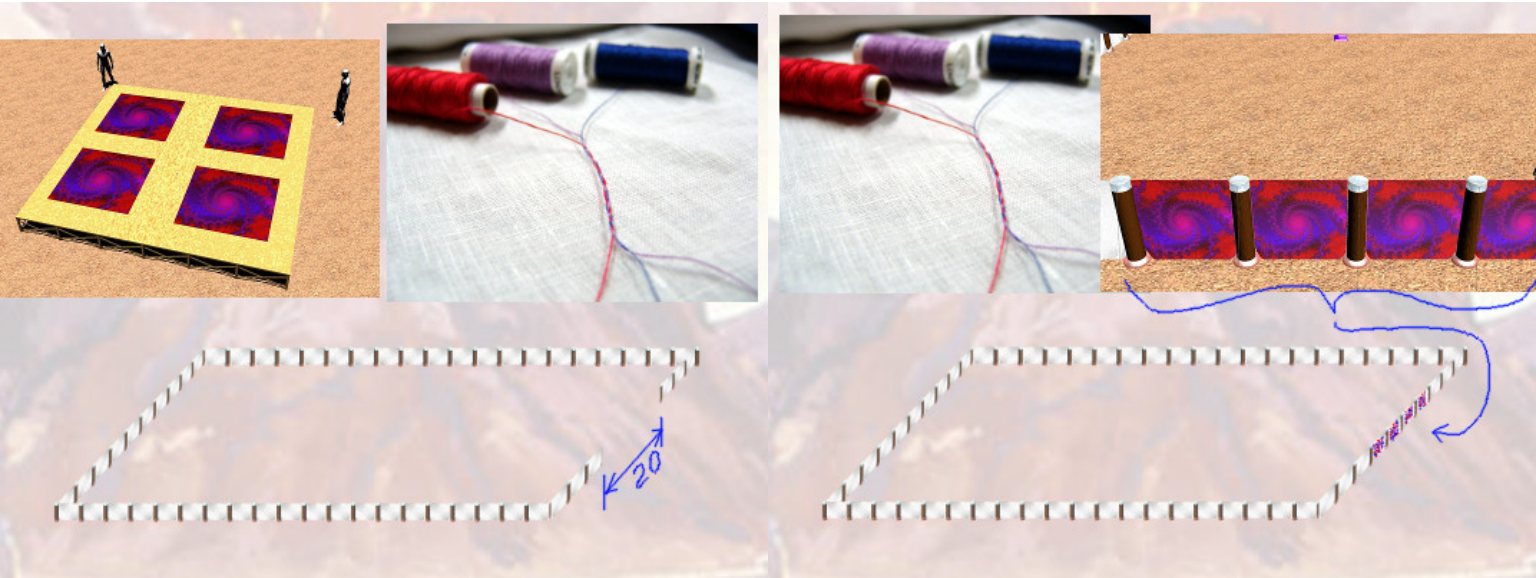


¹⁴Las cortinas a un lado de la entrada serán de quince codos, y habrá tres columnas y tres basas.
Exodus 27 : 14

¹⁵And on the other side shall be hangings of fifteen cubits, with their three pillars and their three sockets.
Exodus 27 : 15

66

67




16 Para la puerta del atrio habrá una cortina de veinte codos, de azul, púrpura y carmesí, y lino torcido, obra de recamador. Exodus 27: 16a

Tendrá cuatro columnas y cuatro basas.

Exodus 27: 16b

68

69



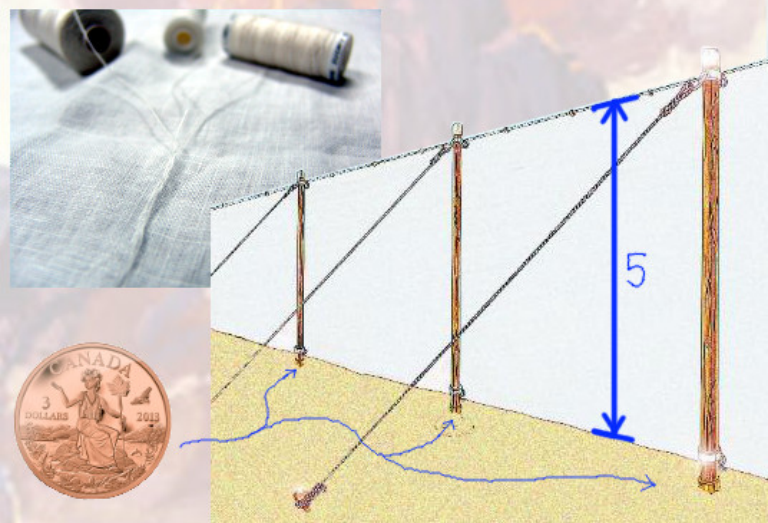
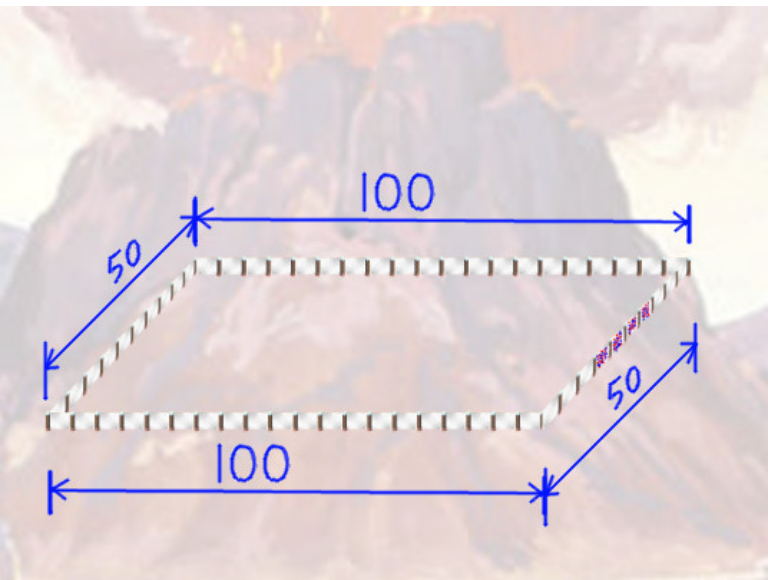
17 Todas las columnas alrededor del atrio estarán ceñidas de plata; sus capiteles serán de plata Exodus 27: 17a

y sus basas de bronce.

Exodus 27: 17b

70

71




¹⁸ El atrio tendrá cien codos de largo, cincuenta de ancho por cada lado y cinco codos de alto. Exodus 27:18a

Sus cortinas serán de lino torcido y sus basas de bronce. Exodus 27:18b

72

73




Aceite para las lámparas

¹⁹ Todos los utensilios del Tabernáculo para todo género de servicio, todas sus estacas y todas las estacas del atrio, serán de bronce. Exodus 27:19

²⁰ >>Mandarás a los hijos de Israel que te traigan aceite puro de olivas machacadas, para el alumbrado, a fin de hacer arder continuamente las lámparas. Exodus 27:20

74

75




Las vestiduras de los sacerdotes

²¹ Aarón y sus hijos las pondrán en orden delante de Jehová desde la tarde hasta la mañana en el Tabernáculo de reunión, fuera del velo que está delante del Testimonio, como estatuto perpetuo para las generaciones de los hijos de Israel.
Exodus 27 : 21

Capítulo 28: ¹ >> Harás que Aarón, tu hermano, junto a sus hijos, se acerquen a ti para que sean mis sacerdotes entre los hijos de Israel; Aarón con sus hijos Nadab, Abiú, Eleazar e Itamar.
Exodus 28 : 1

76

77



Two possible designs for Aaron's garments

² Harás vestiduras sagradas a Aarón, tu hermano, que le den honra y hermosura.
Exodus 28 : 2

³ Y tú hablarás con todos los sabios de corazón, a quienes yo he llenado de espíritu de sabiduría, para que hagan las vestiduras de Aarón y así consagrarlo para que sea mi sacerdote.
Exodus 28 : 3

78

79



The Ephod

⁴Las vestiduras que harán son éstas: el pectoral, el efod, el manto, la túnica bordada, la mitra y el cinturón. Hagan, pues, las vestiduras sagradas a Aarón, tu hermano, y a sus hijos, para que sean mis sacerdotes. Exodus 28 : 4

⁵Tomarán oro, azul, púrpura, carmesí y lino torcido.
⁶>>Harán el efod de oro, azul, púrpura, carmesí y lino torcido, todo de obra primorosa. Exodus 28 : 5-6

80

81



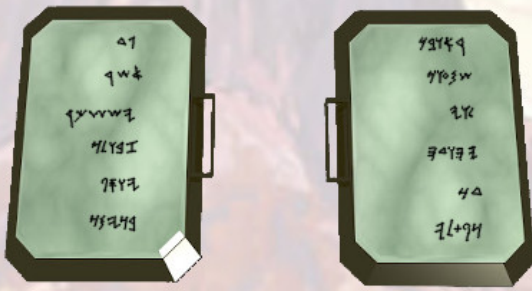
Where NKJV says “shoulder straps” other translations says “sides”. This picture shows side panels joining the front to the back.

⁷Tendrá dos hombreras que se junten a sus dos extremos, y así se juntará. Exodus 28 : 7

⁸El cinto de obra primorosa que estará sobre él, formará con él una sola pieza, y será también de oro, azul, púrpura, carmesí y lino torcido. Exodus 28 : 8

82

83




⁹>>Tomarás dos piedras de ónice y grabarás en ellas los nombres de los hijos de Israel: ¹⁰seis de sus nombres en una piedra y los otros seis nombres en la otra piedra, conforme al orden de su nacimiento. Exodus 28:9-10

¹¹De obra de grabador en piedra, como grabaduras de sello, harás grabar las dos piedras con los nombres de los hijos de Israel; les harás alrededor engastes de oro. Exodus 28:11



¹²Y pondrás las dos piedras sobre las hombreras del efod, como piedras memoriales para los hijos de Israel. Así llevará Aarón sus nombres delante de Jehová sobre sus dos hombros como un memorial. Exodus 28:12

¹³Harás, pues, los engastes de oro Exodus 28:13



The Breastplate

¹⁴y dos cordones de oro fino; los harás en forma de trenza y fijarás los cordones trenzados en los engastes.

Exodus 28:14

¹⁵>>Harás asimismo el pectoral del juicio de obra primorosa, lo harás conforme a la obra del efod, de oro, azul, púrpura, carmesí y lino torcido.

Exodus 28:15

88

89



The identity and color of the stones are debated by scholars.

¹⁶Será cuadrado y doble, de un palmo de largo y un palmo de ancho.


Exodus 28:16

¹⁷Lo llenarás de pedrería en cuatro hileras de piedras:

Exodus 28:17a

90

91



la primera hilera llevará una piedra sárdica, un topacio y un carbunco;


Exodus 28 : 17b

18 la segunda hilera, una esmeralda, un zafiro y un diamante;

Exodus 28 : 18

92

93



19 la tercera hilera, un jacinto, una ágata y una amatista;



Exodus 28 : 19

20 la cuarta hilera, un berilo, un ónice y un jaspe.

Exodus 28 : 20a

94

95



Todas estarán montadas en engastes de oro.
Exodus 28 : 20b

²¹ Las piedras serán doce, como los nombres de los hijos de Israel; grabadas como los sellos, cada una con su nombre, conforme a las doce tribus.
Exodus 28 : 21

96

97



²² >> Harás para el pectoral cordones torcidos como trenzas de oro fino,
Exodus 28 : 22

²³ y también dos argollas de oro, las cuales pondrás a los dos extremos del pectoral.
Exodus 28 : 23


98

99



²⁴ Fijarás los dos cordones de oro en las dos argollas a los dos extremos del pectoral, Exodus 28 : 24

100



²⁵ pondrás los dos extremos de los dos cordones sobre los dos engastes, Exodus 28 : 25a

101




y los fijarás a las hombreras del efod en su parte delantera. Exodus 28 : 25b

102



²⁶ Harás otras dos argollas de oro, las cuales pondrás a los dos extremos del pectoral, en su borde interior, el que está al lado del efod. Exodus 28 : 26


103



Where NKJV uses "shoulder straps" some other translations say "sides of the ephod"

²⁷ Harás asimismo las dos argollas de oro, las cuales fijarás en la parte delantera de las dos hombreras del efod, hacia abajo, delante de su unión, por encima del cinto del efod.
Exodus 28 : 27

²⁸ Entonces se sujetará el pectoral por sus argollas a las dos argollas del efod con un cordón azul, para que esté sobre el cinto del efod y no se separe el pectoral del efod.
Exodus 28 : 28




²⁹ Así llevará Aarón los nombres de los hijos de Israel en el pectoral del juicio sobre su corazón, cuando entre en el santuario, como memorial perpetuo delante de Jehová.
Exodus 28 : 29



The Bible doesn't describe the appearance of the Urim and Thummim or how they were used to understand God's will (I Sam. 28 : 6). For more information, see commentaries.

³⁰ Pondrás en el pectoral del juicio el Urim y el Tumim, para que estén sobre el corazón de Aarón cuando entre delante de Jehová, y llevará siempre Aarón el juicio de los hijos de Israel sobre su corazón en la presencia de Jehová.
Exodus 28 : 30



Other Priestly Garments

³¹ >>Harás el manto del efod todo de azul.
Exodus 28 : 31

³² En su centro, por arriba, habrá una abertura, alrededor de la cual tendrá un borde de obra tejida, como el cuello de un coselete, para que no se rompa. Exodus 28 : 32

BOTTOM OF BLUE ROBE

POMEGRANATES

BELLS



POMEGRANATES OF BLUE, PURPLE & SCARLET RED ALL AROUND.
GOLDEN BELLS ALTERNATING WITH POMEGRANATES

4/26/2014

High Priest's Garments - Nirmal
Nathan, Trichy, India

38

An Artist's depiction of this.



Another Artist's depiction of a different translation of the Hebrew.

³³ En sus orlas harás granadas de azul, púrpura y carmesí, y entre ellas, también alrededor del borde, campanillas de oro.
Exodus 28 : 33

³⁴ Una campanilla de oro y una granada, otra campanilla de oro y otra granada, en toda la orla alrededor del manto.
Exodus 28 : 34



35 Aarón lo llevará puesto cuando ministre; su sonido se oirá cuando él entre en el santuario delante de Jehová, y cuando salga, para que no muera. Exodus 28:35

36 >>Harás además una lámina de oro fino, y grabarás en ella como se graba en los sellos: "Santidad a Jehová". Exodus 28:36



37 La sujetarás con un cordón azul y estará sobre la mitra; por la parte delantera de la mitra estará. Exodus 28:37

38 Así estará sobre la frente de Aarón, y llevará Aarón las faltas cometidas por los hijos de Israel en todas las cosas santas, en todas las santas ofrendas que hayan consagrado. Sobre su frente estará siempre, para que obtengan gracia delante de Jehová. Exodus 28:38

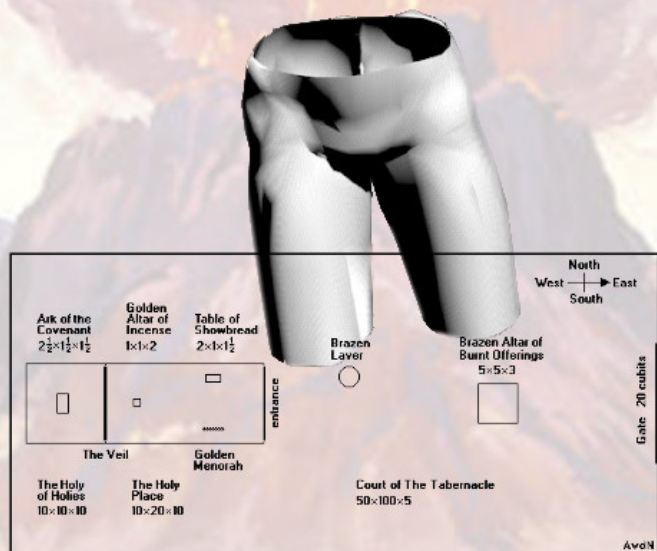


³⁹ >>Bordarás una túnica de lino y harás una mitra de lino; harás también un cinto de obra de recamador.
Exodus 28 : 39

⁴⁰ A los hijos de Aarón les harás túnicas; también les harás cintos, y les harás tiaras que les den honra y hermosura.
Exodus 28 : 40

116

117






⁴¹ >>Con ellos vestirás a Aarón, tu hermano, y a sus hijos; los ungirás, y los consagrarás y santificarás, para que sean mis sacerdotes.
Exodus 28 : 41

⁴² Les harás calzoncillos de lino para cubrir su desnudez desde la cintura hasta los muslos. ⁴³ Aarón y sus hijos los llevarán puestos cuando entren en el Tabernáculo de reunión, o cuando se acerquen al altar para servir en el santuario, para que no cometan pecado y mueran.
Exodus 28 : 42-43a

118

119



Jesus covered his loins with a linen towel (Strong's 3012) and washed his disciples' feet before the Last Supper, and commanded his disciples to do likewise. See John 13:4

Finished tabernacle and court


Éste es estatuto perpetuo para él, y para su descendencia después de él. Exodus 28:43b



Unit EH


Exodus 26-28

Bill and Shelley Houser
<http://www.ReadyAnswers.org>



Scripture taken from the Louis Segond (LSG) translation.

1




The Tabernacle: Various artistic representations.

Chapitre 26: ¹Tu feras le tabernacle de dix tapis de fin lin retors, et d'étoffes teintes en bleu, en pourpre et en cramoisi; Exodus 26 : 1a



Cherubim depictions vary, also. Ezekiel chapter 1 and 10 describe cherubim.

tu y représenteras des chérubins artistement travaillés. Exodus 26 : 1b




² La longueur d'un tapis sera de vingt-huit coudées, et la largeur d'un tapis sera de quatre coudées; la mesure sera la même pour tous les tapis. Exodus 26 : 2

³ Cinq de ces tapis seront joints ensemble; les cinq autres seront aussi joints ensemble. Exodus 26 : 3

4

5



⁴ Tu feras des lacets bleus au bord du tapis terminant le premier assemblage; et tu feras de même au bord du tapis terminant le second assemblage. Exodus 26 : 4

⁵ Tu mettras cinquante lacets au premier tapis, et tu mettras cinquante lacets au bord du tapis terminant le second assemblage; ces lacets se correspondront les uns aux autres. Exodus 26 : 5

6

7




⁶Tu feras cinquante agrafes d'or, et tu joindras les tapis l'un à l'autre avec les agrafes. Et le tabernacle formera un tout. Exodus 26 : 6

8

⁷Tu feras des tapis de poil de chèvre, pour servir de tente sur le tabernacle; tu feras onze de ces tapis. Exodus 26 : 7

9




⁸La longueur d'un tapis sera de trente coudées, et la largeur d'un tapis sera de quatre coudées; la mesure sera la même pour les onze tapis. Exodus 26 : 8

10

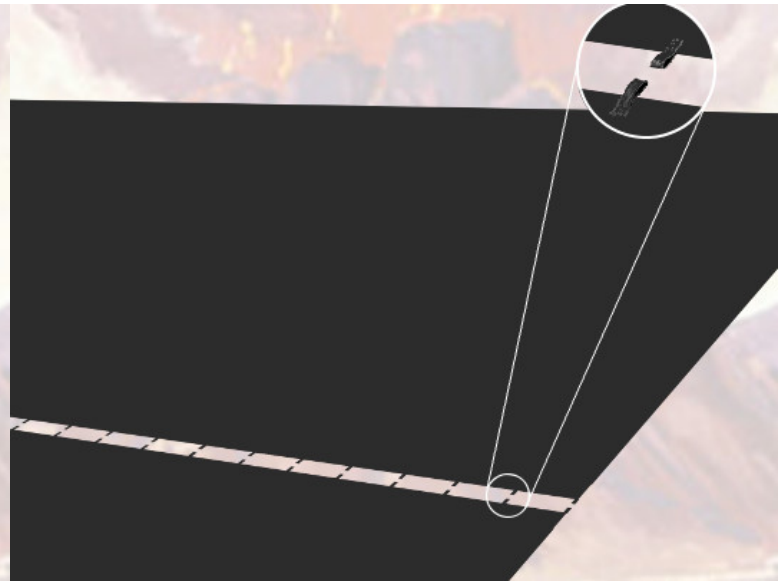
⁹Tu joindras séparément cinq de ces tapis, et les six autres séparément, Exodus 26 : 9a

11




et tu redoubleras le sixième tapis sur le devant de la tente.
Exodus 26 : 9b

12




¹⁰Tu mettras cinquante lacets au bord du tapis terminant le premier assemblage, et cinquante lacets au bord du tapis du second assemblage.
Exodus 26 : 10

13





²⁶Tu feras cinquante agrafes d'airain, et tu feras entrer les agrafes dans les lacets.
Exodus 26 : 11a

14



Tu assembleras ainsi la tente, qui fera un tout.
Exodus 26 : 11b

15


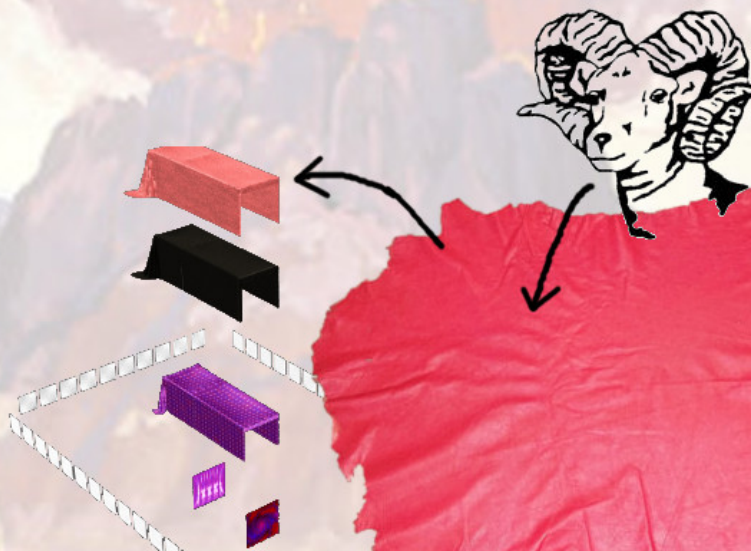


¹² Comme il y aura du surplus dans les tapis de la tente, la moitié du tapis de reste retombera sur le derrière du tabernacle; Exodus 26 : 12

¹³ la coudée d'une part, et la coudée d'autre part, qui seront de reste sur la longueur des tapis de la tente, retomberont sur les deux côtés du tabernacle, pour le couvrir. Exodus 26 : 13

16

17



¹⁴ Tu feras pour la tente une couverture de peaux de béliers teintes en rouge, Exodus 26 : 14a

et une couverture de peaux de dauphins par-dessus. Exodus 26 : 14b

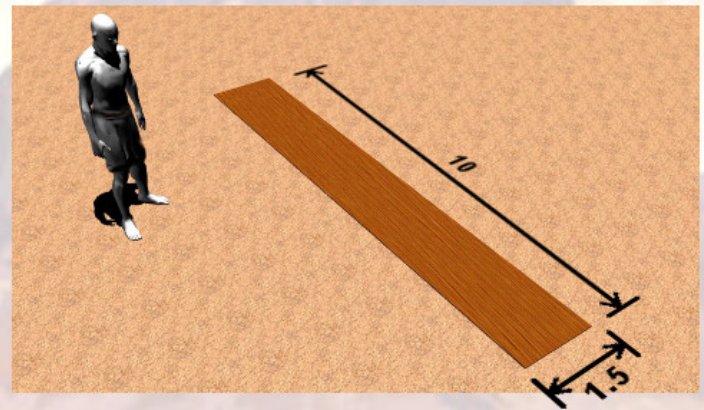
18

19




15 Tu feras des planches pour le tabernacle; elles seront de bois d'acacia, placées debout. Exodus 26 : 15

20



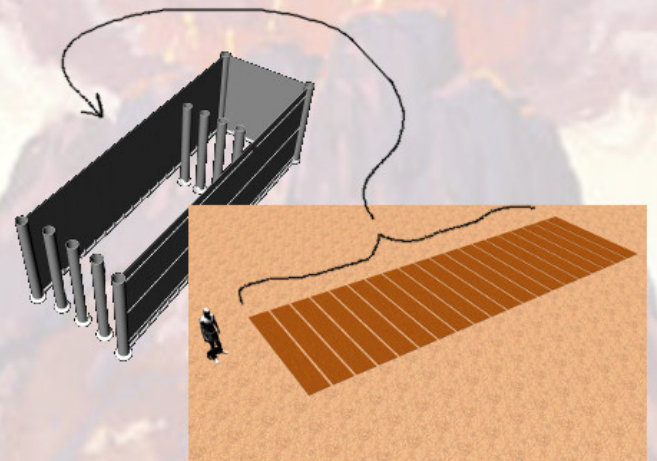
16 La longueur d'une planche sera de dix coudées, et la largeur d'une planche sera d'une coudée et demie. Exodus 26 : 16

21




17 Il y aura à chaque planche deux tenons joints l'un à l'autre; tu feras de même pour toutes les planches du tabernacle. Exodus 26 : 17

22



18 Tu feras vingt planches pour le tabernacle, du côté du midi. Exodus 26 : 18

23

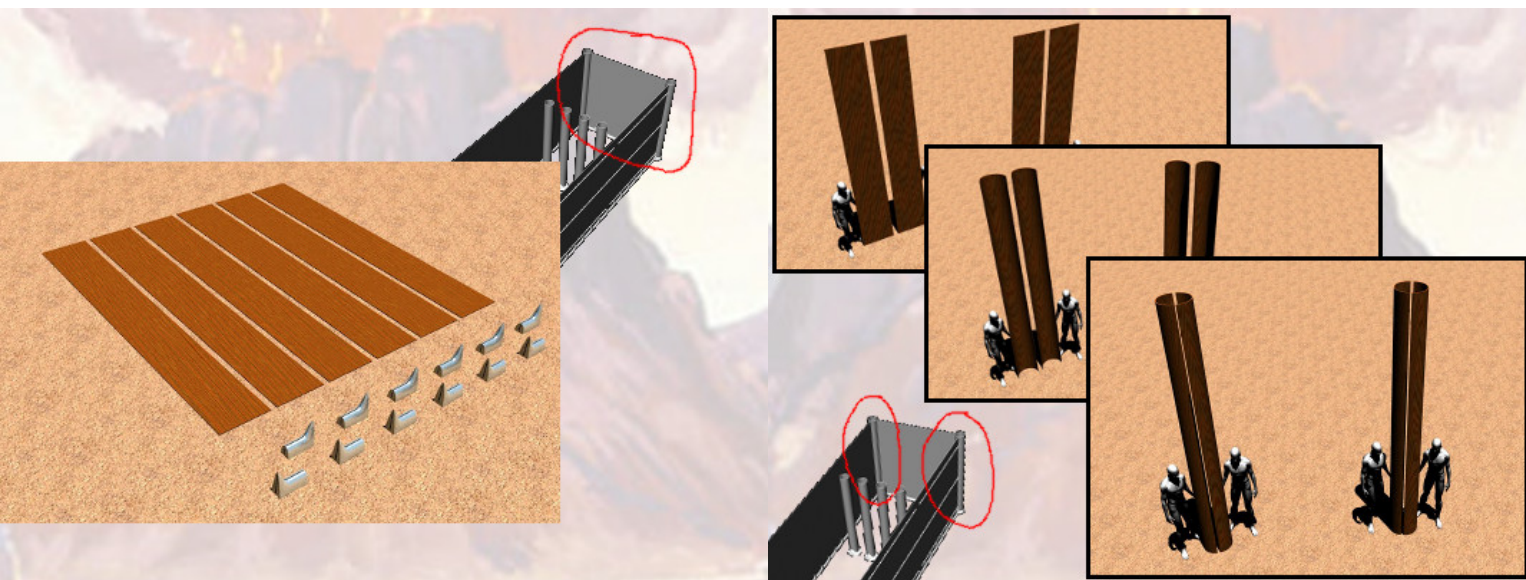


¹⁹Tu mettras quarante bases d'argent sous les vingt planches, deux bases sous chaque planche pour ses deux tenons.
Exodus 26 : 19

24

²⁰Tu feras vingt planches pour le second côté du tabernacle, le côté du nord, ²¹et leurs quarante bases d'argent, deux bases sous chaque planche.
Exodus 26 : 20-21

25




²²Tu feras six planches pour le fond du tabernacle, du côté de l'occident.
Exodus 26 : 22

26

²³Tu feras deux planches pour les angles du tabernacle, dans le fond;
Exodus 26 : 23

27





²⁴ elles seront doubles depuis le bas, Exodus 26 : 24a

et bien liées à leur sommet par un anneau; il en sera de même pour toutes les deux, placées aux deux angles.

Exodus 26 : 24b

28

29



²⁵ Il y aura ainsi huit planches, avec leurs bases d'argent, soit seize bases, deux bases sous chaque planche.

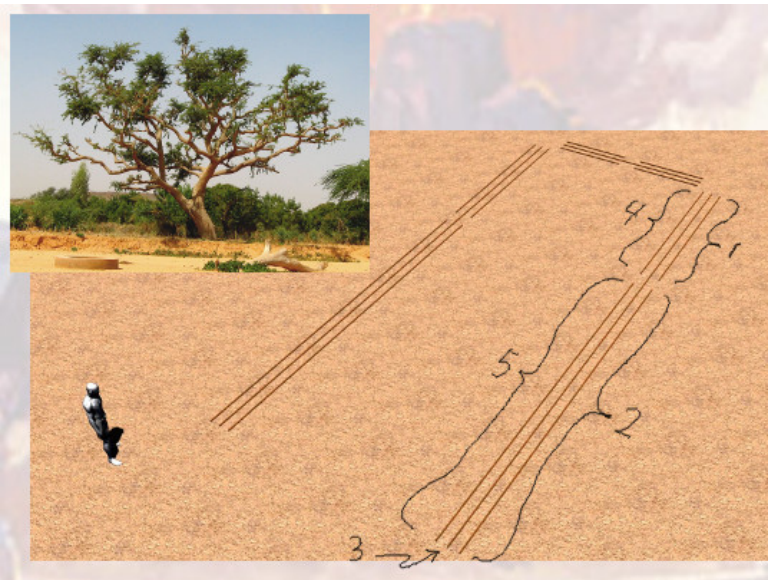
Exodus 26 : 25

²⁶ Tu feras cinq barres de bois d'acacia pour les planches de l'un des côtés du tabernacle,

Exodus 26 : 26

30

31



27 cinq barres pour les planches du second côté du tabernacle,

Exodus 26 : 27a


32



et cinq barres pour les planches du côté du tabernacle formant le fond vers l'occident.

Exodus 26 : 27b


33



28 La barre du milieu traversera les planches d'une extrémité à l'autre.

Exodus 26 : 28



34



29 Tu couvriras d'or les planches,

Exodus 26 : 29a

35





et tu feras d'or leurs anneaux qui recevront les barres,
Exodus 26 : 29b

et tu couvriras d'or les barres.

Exodus 26 : 29c

36

37



³⁰Tu dresseras le tabernacle d'après le modèle qui t'est
montré sur la montagne.
Exodus 26 : 30

³¹Tu feras un voile bleu, pourpre et cramoisi, et de fin lin
retors; il sera artistement travaillé, et l'on y représentera
des chérubins.
Exodus 26 : 31


38

39



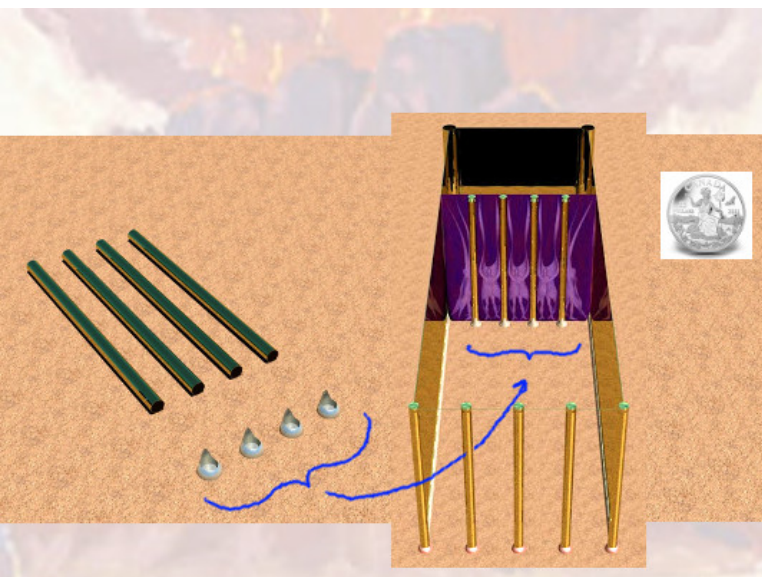
³²Tu le mettras sur quatre colonnes d'acacia, couvertes d'or;
Exodus 26 : 32a

40



ces colonnes auront des crochets d'or, Exodus 26 : 32b

41



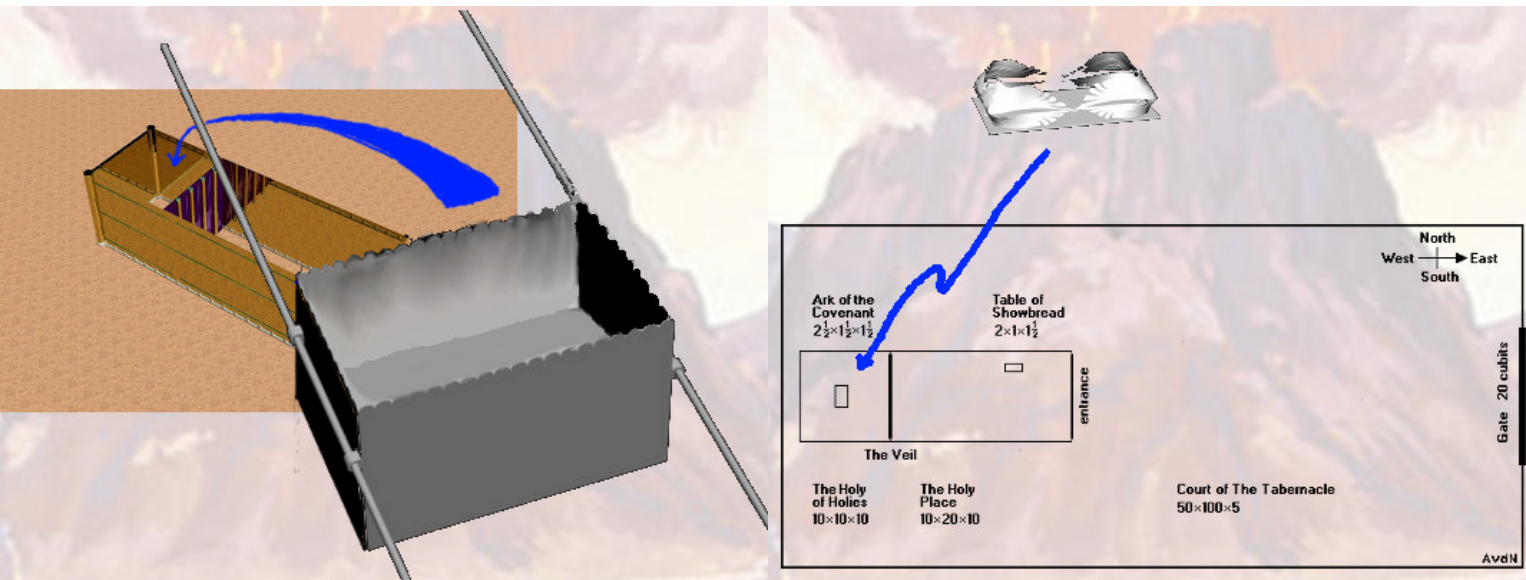
et poseront sur quatre bases d'argent. Exodus 26 : 32c

42



³³Tu mettras le voile au-dessous des agrafes,
Exodus 26 : 33a

43

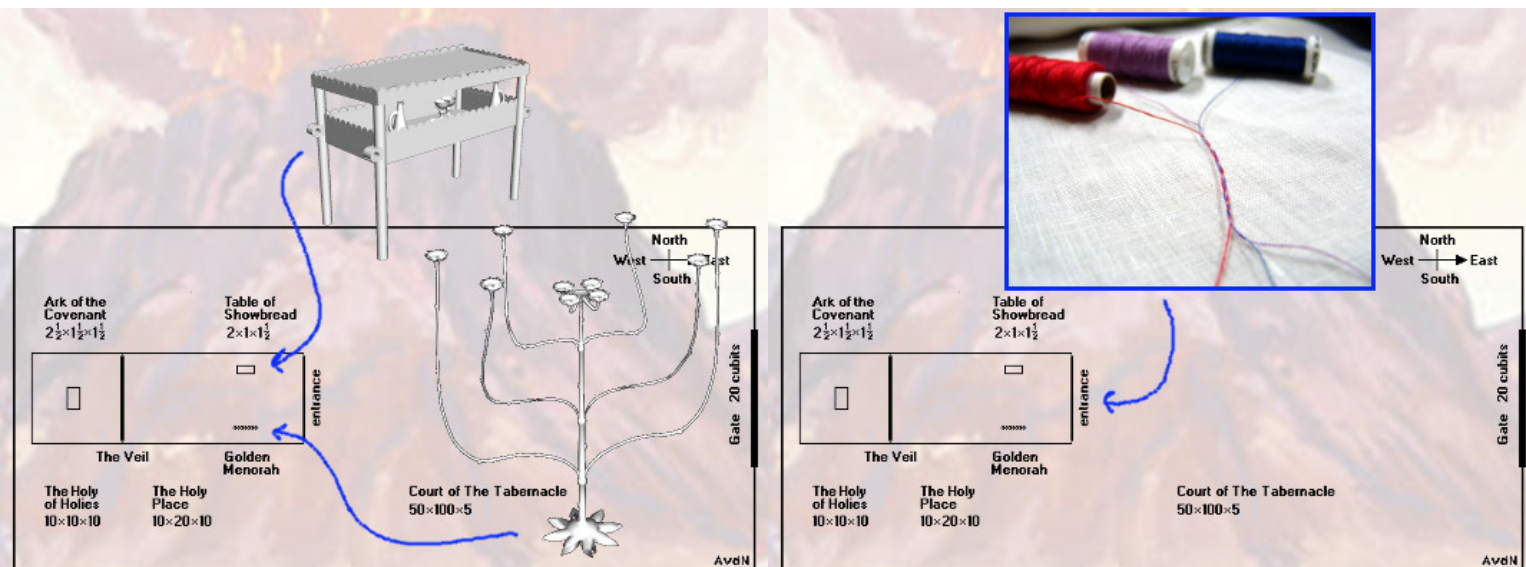


et c'est là, en dedans du voile, que tu feras entrer l'arche du témoignage; le voile vous servira de séparation entre le lieu saint et le lieu très saint. Exodus 26 : 33b

34 Tu mettras le propitiatoire sur l'arche du témoignage dans le lieu très saint. Exodus 26 : 34

44

45

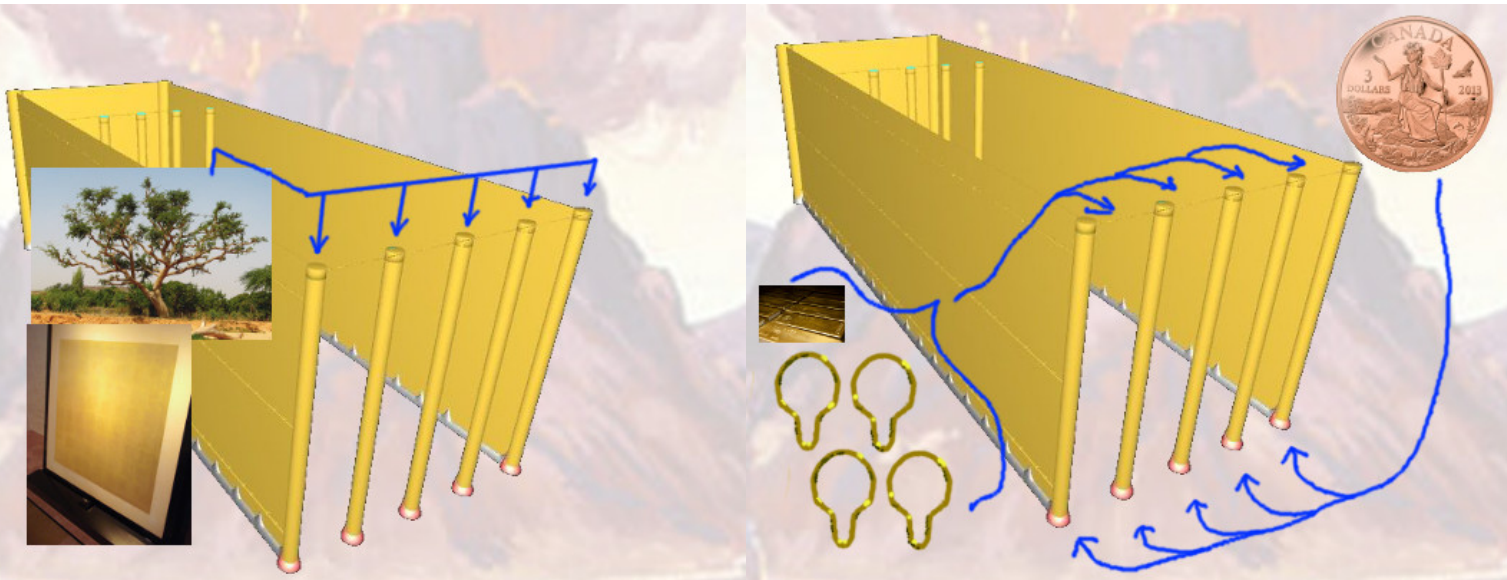


35 Tu mettras la table en dehors du voile, et le chandelier en face de la table, au côté méridional du tabernacle; et tu mettras la table au côté septentrional. Exodus 26 : 35

36 Tu feras pour l'entrée de la tente un rideau bleu, pourpre et cramoisi, et de fin lin retors; ce sera un ouvrage de broderie. Exodus 26 : 36

46

47


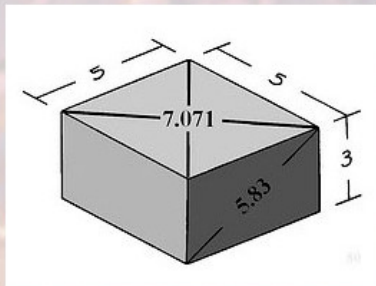


³⁷Tu feras pour le rideau cinq colonnes d'acacia, et tu les couvriras d'or; Exodus 26 : 37a

elles auront des crochets d'or, et tu fondras pour elles cinq bases d'airain. Exodus 26 : 37b

48

49




The Altar of Burnt Offering

Chapitre 27: ¹Tu feras l'autel de bois d'acacia; sa longueur sera de cinq coudées, et sa largeur de cinq coudées. L'autel sera carré, et sa hauteur sera de trois coudées. Exodus 27 : 1

²Tu feras, aux quatre coins, des cornes qui sortiront de l'autel; et tu le couvriras d'airain. Exodus 27 : 2

50

51




³Tu feras pour l'autel des cendriers, des pelles, des bassins, des fourchettes et des brasiers; tu feras d'airain tous ses ustensiles. Exodus 27 : 3

52

⁴Tu feras à l'autel une grille d'airain, en forme de treillis, et tu mettras quatre anneaux d'airain aux quatre coins du treillis. Exodus 27 : 4

53



Another Artist's Concept

⁵Tu le placeras au-dessous du rebord de l'autel, à partir du bas, jusqu'à la moitié de la hauteur de l'autel. Exodus 27 : 5

54

⁶Tu feras des barres pour l'autel, des barres de bois d'acacia, et tu les couvriras d'airain. Exodus 27 : 6

55




⁷On passera les barres dans les anneaux; et les barres seront aux deux côtés de l'autel, quand on le portera.
Exodus 27:7

⁸Tu le feras creux, avec des planches; il sera fait tel qu'il t'est montré sur la montagne.
Exodus 27:8

56

57



The Court of the Tabernacle



⁹Tu feras le parvis du tabernacle.

Exodus 27:9a

Du côté du midi, il y aura, pour former le parvis, des toiles de fin lin retors, sur une longueur de cent coudées pour ce premier côté,
Exodus 27:9b

58

59


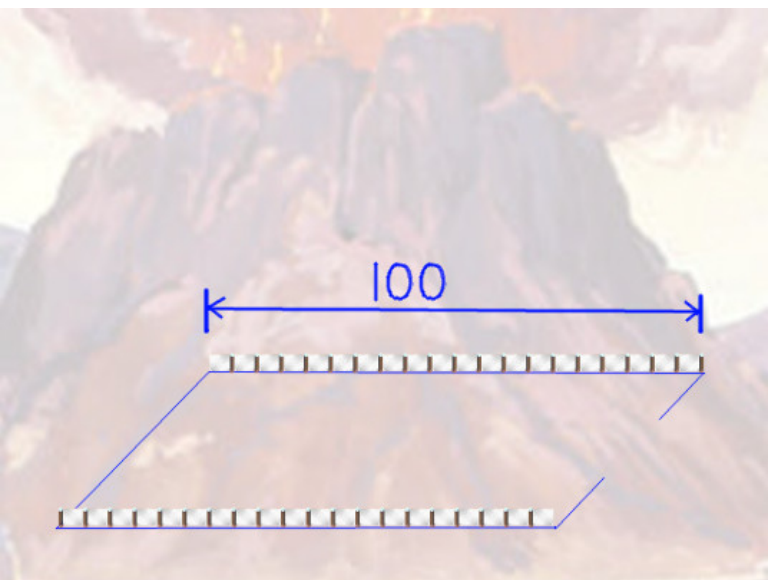


¹⁰ avec vingt colonnes posant sur vingt bases d'airain;
Exodus 27 : 10a

les crochets des colonnes et leurs tringles seront d'argent.
Exodus 27 : 10b

60

61




¹¹ Du côté du nord, il y aura également des toiles sur une longueur de cent coudées,
Exodus 27 : 11a

avec vingt colonnes et leurs vingt bases d'airain; les crochets des colonnes et leurs tringles seront d'argent.
Exodus 27 : 11b

62

63




¹² Du côté de l'occident, il y aura pour la largeur du parvis cinquante coudées de toiles, avec dix colonnes et leurs dix bases.
Exodus 27 : 12

¹³ Du côté de l'orient, sur les cinquante coudées de largeur du parvis,
Exodus 27 : 13

64

65

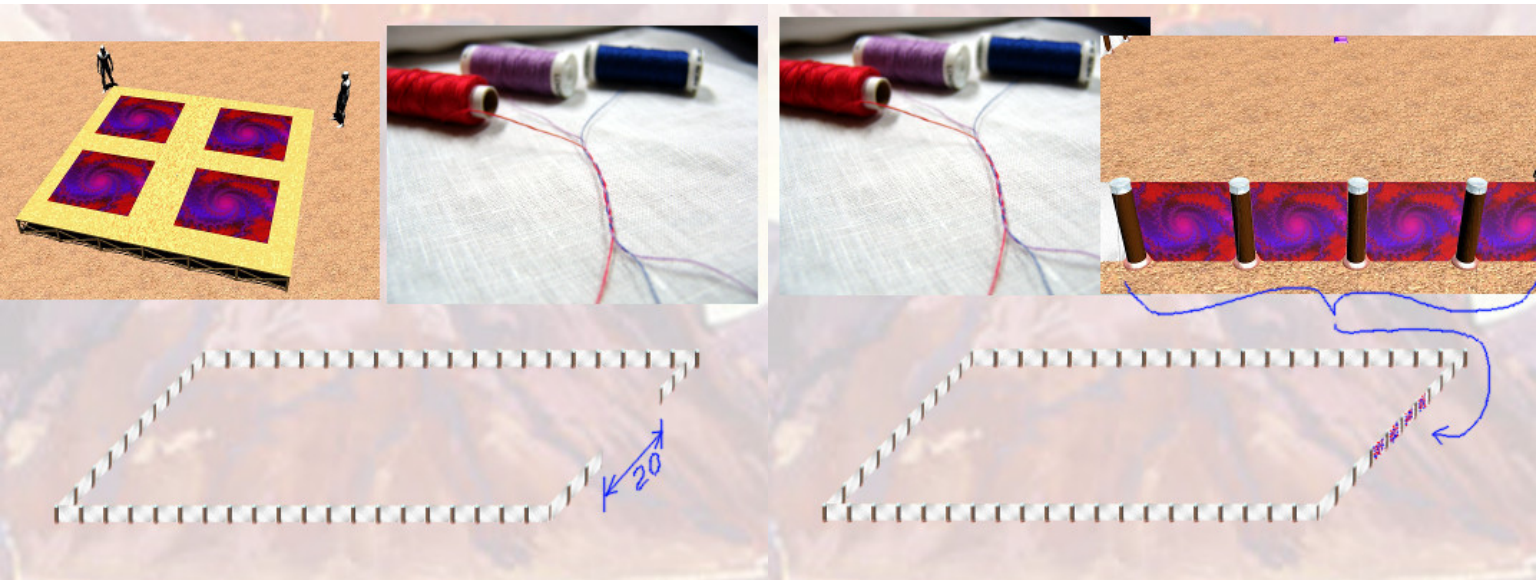


¹⁴ il y aura quinze coudées de toiles pour une aile, avec trois colonnes et leurs trois bases,
Exodus 27 : 14

¹⁵ et quinze coudées de toiles pour la seconde aile, avec trois colonnes et leurs trois bases.
Exodus 27 : 15

66

67




¹⁶ Pour la porte du parvis il y aura un rideau de vingt coudées, bleu, pourpre et cramoisi, et de fin lin retors, en ouvrage de broderie,
Exodus 27 : 16a

avec quatre colonnes et leurs quatre bases.
Exodus 27 : 16b

68

69

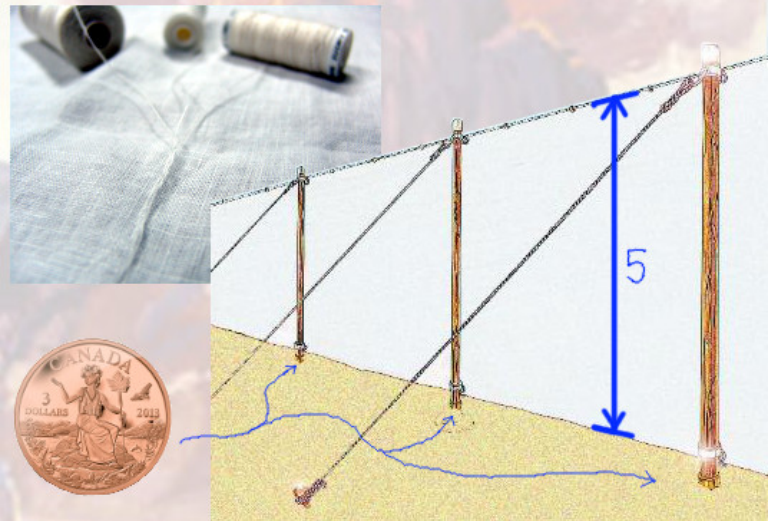
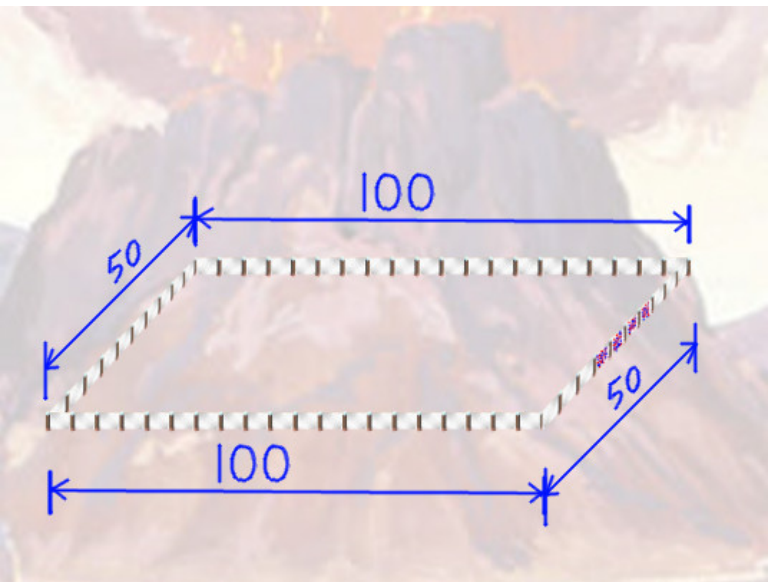


¹⁷ Toutes les colonnes formant l'enceinte du parvis auront des tringles d'argent, des crochets d'argent,
Exodus 27 : 17a

et des bases d'airain.
Exodus 27 : 17b

70

71




¹⁸ La longueur du parvis sera de cent coudées, sa largeur de cinquante de chaque côté, Exodus 27 : 18a

et sa hauteur de cinq coudées; les toiles seront de fin lin retors, et les bases d'airain. Exodus 27 : 18b

72

73




The Care of the Lampstand

¹⁹ Tous les ustensiles destinés au service du tabernacle, tous ses pieux, et tous les pieux du parvis, seront d'airain. Exodus 27 : 19

²⁰ Tu ordonneras aux enfants d'Israël de t'apporter pour le chandelier de l'huile pure d'olives concassées, afin d'entretenir les lampes continuellement. Exodus 27 : 20

74

75



Garments for the Priesthood

²¹C'est dans la tente d'assignation, en dehors du voile qui est devant le témoignage, qu'Aaron et ses fils la prépareront, pour que les lampes brûlent du soir au matin en présence de l'Éternel. C'est une loi perpétuelle pour leurs descendants, et que devront observer les enfants d'Israël.
Exodus 27 : 21

Chapitre 28: ¹Fais approcher de toi Aaron, ton frère, et ses fils, et prends-les parmi les enfants d'Israël pour les consacrer à mon service dans le sacerdoce: Aaron et les fils d'Aaron, Nadab, Abihu, Éléazar et Ithamar.
Exodus 28 : 1

76

77



Two possible designs for Aaron's garments

²Tu feras à Aaron, ton frère, des vêtements sacrés, pour marquer sa dignité et pour lui servir de parure.
Exodus 28 : 2

³Tu parleras à tous ceux qui sont habiles, à qui j'ai donné un esprit plein d'intelligence; et ils feront les vêtements d'Aaron, afin qu'il soit consacré et qu'il exerce mon sacerdoce.
Exodus 28 : 3

78

79



The Ephod

⁴Voici les vêtements qu'ils feront: un pectoral, un éphod, une robe, une tunique brodée, une tiare, et une ceinture. Ils feront des vêtements sacrés à Aaron, ton frère, et à ses fils, afin qu'ils exercent mon sacerdoce. Exodus 28 : 4

80

⁵Ils emploieront de l'or, des étoffes teintées en bleu, en pourpre, en cramoisi, et de fin lin. ⁶Ils feront l'éphod d'or, de fil bleu, pourpre et cramoisi, et de fin lin retors; il sera artistement travaillé. Exodus 28 : 5-6

81




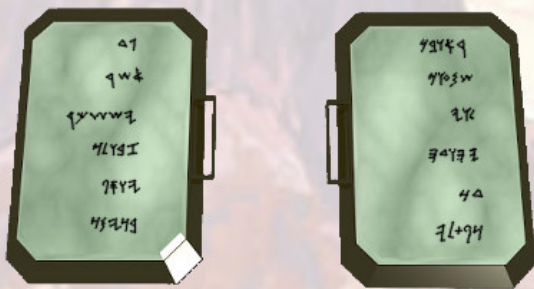
Where NKJV says “shoulder straps” other translations says “sides”. This picture shows side panels joining the front to the back.

⁷On y fera deux épaulettes, qui le joindront par ses deux extrémités; et c'est ainsi qu'il sera joint. Exodus 28 : 7

82

⁸La ceinture sera du même travail que l'éphod et fixée sur lui; elle sera d'or, de fil bleu, pourpre et cramoisi, et de fin lin retors. Exodus 28 : 8

83



⁹ Tu prendras deux pierres d'onyx, et tu y graveras les noms des fils d'Israël, ¹⁰ six de leurs noms sur une pierre, et les six autres sur la seconde pierre, d'après l'ordre des naissances.
Exodus 28 : 9-10

¹¹ Tu graveras sur les deux pierres les noms des fils d'Israël, comme on grave les pierres et les cachets; tu les entoureras de montures d'or.
Exodus 28 : 11

84

85




¹² Tu mettras les deux pierres sur les épaulettes de l'éphod, en souvenir des fils d'Israël; et c'est comme souvenir qu'Aaron portera leurs noms devant l'Éternel sur ses deux épaules.
Exodus 28 : 12

¹³ Tu feras des montures d'or,
Exodus 28 : 13

86

87



The Breastplate

¹⁴ et deux chaînettes d'or pur, que tu tresseras en forme de cordons; et tu fixeras aux montures les chaînettes ainsi tressées.
Exodus 28 : 14

88

¹⁵ Tu feras le pectoral du jugement, artistement travaillé; tu le feras du même travail que l'éphod, tu le feras d'or, de fil bleu, pourpre et cramoisi, et de fin lin retors.
Exodus 28 : 15

Exodus 28 : 15

89



The identity and color of the stones are debated by scholars.

¹⁶ Il sera carré et double; sa longueur sera d'un empan, et sa largeur d'un empan.
Exodus 28 : 16

90

¹⁷ Tu y enchâsseras une garniture de pierres, quatre rangées de pierres:
Exodus 28 : 17a

91




première rangée, une sardoine, une topaze, une émeraude;
Exodus 28 : 17b

¹⁸ seconde rangée, une escarboucle, un saphir, un diamant;
Exodus 28 : 18

92

93





¹⁹ troisième rangée, une opale, une agate, une améthyste;
Exodus 28 : 19

²⁰ quatrième rangée, une chrysolithe, un onyx, un jaspé.
Exodus 28 : 20a

94

95




TCes pierres seront enchâssées dans leurs montures d'or.
Exodus 28 : 20b

²¹ Il y en aura douze, d'après les noms des fils d'Israël; elles seront gravées comme des cachets, chacune avec le nom de l'une des douze tribus. - Exodus 28 : 21

96

97



²² Tu feras sur le pectoral des chaînettes d'or pur, tressées en forme de cordons.
Exodus 28 : 22

²³ Tu feras sur le pectoral deux anneaux d'or, et tu mettras ces deux anneaux aux deux extrémités du pectoral.
Exodus 28 : 23


98

99



²⁴ Tu passeras les deux cordons d'or dans les deux anneaux aux deux extrémités du pectoral; Exodus 28 : 24

100



²⁵ et tu arrêteras par devant les bouts des deux cordons aux deux montures Exodus 28 : 25a

101




placées sur les épaulettes de l'éphod. Exodus 28 : 25b

102

²⁶ Tu feras encore deux anneaux d'or, que tu mettras aux deux extrémités du pectoral, sur le bord intérieur appliqué contre l'éphod. Exodus 28 : 26

103



Where NKJV uses "shoulder straps" some other translations say "sides of the ephod"

²⁷ Et tu feras deux autres anneaux d'or, que tu mettras au bas des deux épauettes de l'éphod, sur le devant, près de la jointure, au-dessus de la ceinture de l'éphod.


Exodus 28 : 27

104

²⁸ On attachera le pectoral par ses anneaux de l'éphod avec un cordon bleu, afin que le pectoral soit au-dessus de la ceinture de l'éphod et qu'il ne puisse pas se séparer de l'éphod.

Exodus 28 : 28

105



²⁹ Lorsque Aaron entrera dans le sanctuaire, il portera sur son coeur les noms des fils d'Israël, gravés sur le pectoral du jugement, pour en conserver à toujours le souvenir devant l'Éternel. -

Exodus 28 : 29

106




The Bible doesn't describe the appearance of the Urim and Thummim or how they were used to understand God's will (I Sam. 28 : 6). For more information, see commentaries.

³⁰ Tu joindras au pectoral du jugement l'urim et le thummim, et ils seront sur le coeur d'Aaron, lorsqu'il se présentera devant l'Éternel. Ainsi, Aaron portera constamment sur son coeur le jugement des enfants d'Israël, lorsqu'il se présentera devant l'Éternel.

Exodus 28 : 30

107



Other Priestly Garments

³¹Tu feras la robe de l'éphod entièrement d'étoffe bleue.
Exodus 28:31

108

³²Il y aura, au milieu, une ouverture pour la tête; et cette ouverture aura tout autour un bord tissé, comme l'ouverture d'une cote de mailles, afin que la robe ne se déchire pas.
Exodus 28:32

109

BOTTOM OF BLUE ROBE

POMEGRANATES



BELLS



POMEGRANATES OF BLUE, PURPLE & SCARLET RED ALL AROUND.
GOLDEN BELLS ALTERNATING WITH POMEGRANATES

4/26/2014

High Priest's Garments - Nirmal
Nathan, Trichy, India

38

An Artist's depiction of this.

³³Tu mettras autour de la bordure, en bas, des grenades de couleur bleue, pourpre et cramoisie, entremêlées de clochettes d'or:
Exodus 28:33

110



Another Artist's depiction of a different translation of the Hebrew.

³⁴une clochette d'or et une grenade, une clochette d'or et une grenade, sur tout le tour de la bordure de la robe.
Exodus 28:34

111




35 Aaron s'en revêtira pour faire le service; quand il entrera dans le sanctuaire devant l'Éternel, et quand il en sortira, on entendra le son des clochettes, et il ne mourra point.
Exodus 28:35

36 Tu feras une lame d'or pur, et tu y graveras, comme on grave un cachet: Sainteté à l'Éternel. Exodus 28:36

112

113



37 Tu l'attacheras avec un cordon bleu sur la tiare, sur le devant de la tiare.
Exodus 28:37

38 Elle sera sur le front d'Aaron; et Aaron sera chargé des iniquités commises par les enfants d'Israël en faisant toutes leurs saintes offrandes; elle sera constamment sur son front devant l'Éternel, pour qu'il leur soit favorable.
Exodus 28:38

114

115

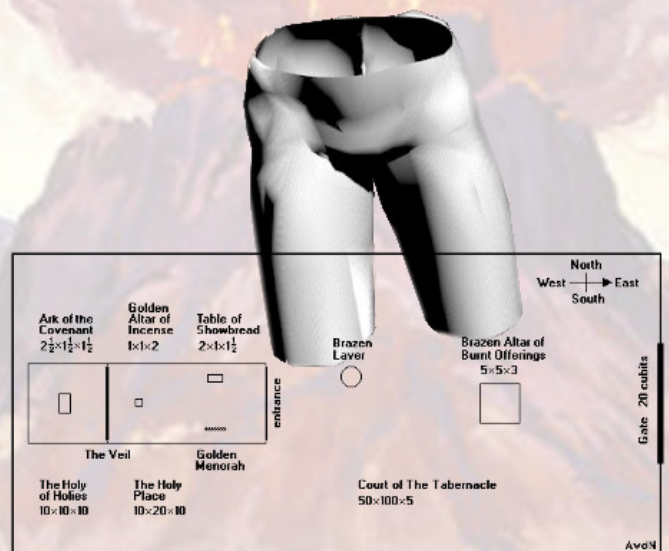


³⁹Tu feras la tunique de fin lin; tu feras une tiare de fin lin, et tu feras une ceinture brodée. Exodus 28 : 39

⁴⁰Pour les fils d'Aaron tu feras des tuniques, tu leur feras des ceintures, et tu leur feras des bonnets, pour marquer leur dignité et pour leur servir de parure. Exodus 28 : 40

116

117




⁴¹Tu en revêtiras Aaron, ton frère, et ses fils avec lui. Tu les oindras, tu les consacreras, tu les sanctifieras, et ils seront à mon service dans le sacerdoce. Exodus 28 : 41

⁴²Fais-leur des caleçons de lin, pour couvrir leur nudité; ils iront depuis les reins jusqu'aux cuisses. ⁴³Aaron et ses fils les porteront, quand ils entreront dans la tente d'assignation, ou quand ils s'approcheront de l'autel, pour faire le service dans le sanctuaire; ainsi ils ne se rendront point coupables, et ne mourront point. Exodus 28 : 42-43a

118

119






Jesus covered his loins with a linen towel (Strong's 3012) and washed his disciples' feet before the Last Supper, and commanded his disciples to do likewise. See John 13:4

C'est une loi perpétuelle pour Aaron et pour ses descendants après lui.

Exodus 28:43b

120


122



Finished tabernacle and court

121

123



2 Mose 26

- 1 Die Wohnung sollst du machen von zehn Teppichen, von gezwirneter, weißer Leinwand, von blauem und rotem Purpur und von Scharlach. Cherubim sollst du daran machen von kunstreicher Arbeit.
- 2 Die Länge eines Teppichs soll achtundzwanzig Ellen sein, die Breite vier Ellen, und sollen alle zehn gleich sein.
- 3 Und sollen je fünf zu einem Stück zusammengefügt sein, einer an den andern.
- 4 Und sollst Schleifen machen von blauem Purpur an jegliches Stück am Rand, wo die zwei Stücke sollen zusammengeheftet werden;
- 5 fünfzig Schleifen an jegliches Stück, daß eine Schleife der andern gegenüberstehe.
- 6 Und sollst fünfzig goldene Haken machen, womit man die Teppiche zusammenheftet, einen an den andern, auf daß es eine Wohnung werde.
- 7 Du sollst auch eine Decke aus Ziegenhaar machen zur Hütte über die Wohnung von elf Teppichen.
- 8 Die Länge eines Teppichs soll dreißig Ellen sein, die Breite aber vier Ellen, und sollen alle elf gleich groß sein.
- 9 Fünf sollst du aneinander fügen und sechs auch aneinander, daß du den sechsten Teppich zwiefältig machst vorn an der Hütte.
- 10 Und sollst an jegliches Stück fünfzig Schleifen machen am Rand, wo die Stücke sollen

zusammengeheftet werden.

11 Und sollst fünfzig eiserne Haken machen und die Haken in die Schleifen tun, daß die Hütte zusammengefügt und eine Hütte werde.

12 Aber vom Überlangen an den Teppichen der Hütte sollst du einen halben Teppich lassen überhangen hinten an der Hütte

13 und auf beiden Seiten je eine Elle, daß das Überlange sei an der Hütte Seiten und auf beiden Seiten sie bedecke.

14 Über diese Decke sollst du eine Decke machen von rötlichen Widderfellen, dazu über sie eine Decke von Dachsfellen.

15 Du sollst auch Bretter machen zu der Wohnung von Akazienholz, die stehen sollen.

16 Zehn Ellen lang soll ein Brett sein und anderthalb Ellen breit.

17 Zwei Zapfen soll ein Brett haben, daß eins an das andere könne gesetzt werden. Also sollst du alle Bretter der Wohnung machen.

18 Ihrer zwanzig sollen stehen gegen Mittag.

19 Die sollen vierzig silberne Füße unten haben, je zwei Füße unter einem jeglichen Brett an seinen zwei Zapfen.

20 Also auf der andern Seite gegen Mitternacht sollen auch zwanzig Bretter stehen

21 und vierzig silberne Füße, je zwei Füße unter jeglichem Brett.

22 Aber hinten an der Wohnung gegen Abend sollst du sechs Bretter machen;

23 dazu zwei Bretter hinten an die zwei Ecken der Wohnung,

24 daß ein jegliches der beiden sich mit seinem Eckbrett von unten auf geselle und oben am Haupt gleich zusammenkomme mit einer Klammer;

25 daß es acht Bretter seien mit ihren silbernen Füßen, deren sollen sechzehn sein, je zwei unter einem Brett.

26 Und sollst Riegel machen von Akazienholz, fünf zu den Brettern auf einer Seite der Wohnung

27 und fünf zu den Brettern auf der andern Seite der Wohnung und fünf zu den Brettern hinten an der Wohnung gegen Abend.

28 Und sollst den mittleren Riegel mitten an den Brettern hindurchstoßen und alles zusammenfassen von einem Ende zu dem andern.

29 Und sollst die Bretter mit Gold überziehen und ihre Ringe von Gold machen, daß man die Riegel darein tue.

30 Und die Riegel sollst du mit Gold überziehen. Und also sollst du denn die Wohnung aufrichten nach der Weise, wie du gesehen hast auf dem Berge.

31 Du sollst einen Vorhang machen von blauem und rotem Purpur, Scharlach und gezwirnter weißer Leinwand; und sollst Cherubim daran machen von kunstreicher Arbeit.

32 Und sollst ihn hängen an vier Säulen von Akazienholz, die mit Gold überzogen sind und goldene Haken und vier silberne Füße haben.

33 Und sollst den Vorhang hängen unter die Haken, und die Lade des Zeugnisses innen hinter den Vorhang setzen, daß er euch eine Scheidewand sei zwischen dem Heiligen und dem Allerheiligsten.

34 Und sollst den Gnadenstuhl tun auf die Lade des Zeugnisses in dem Allerheiligsten.

35 Den Tisch aber setze außen vor den Vorhang und den Leuchter dem Tisch gegenüber, mittagswärts in der Wohnung, daß der Tisch stehe gegen Mitternacht.

36 Und sollst ein Tuch machen in die Tür der Hütte, gewirkt von blauem und rotem Purpur, Scharlach und gezwirnter weißer Leinwand.

37 Und sollst dem Tuch fünf Säulen machen von Akazienholz, mit Gold überzogen, mit goldene Haken, und sollst ihnen fünf eherne Füße gießen.

2 Mose 27

1 Du sollst einen Altar machen von Akazienholz, fünf Ellen lang und breit, daß er gleich viereckig sei, und drei Ellen hoch.

2 Hörner sollst du auf seinen vier Ecken machen und sollst ihn mit Erz überziehen.

3 Mache auch Aschentöpfe, Schaufeln, Becken, Gabeln, Kohlenpfannen; alle seine Geräte sollst du aus Erz machen.

4 Du sollst auch ein ehernes Gitter machen wie ein Netz und vier eherne Ringe an seine vier Enden.

5 Du sollst's aber von unten auf um den Altar machen, daß das Gitter reiche bis mitten an den Altar.

6 Und sollst auch Stangen machen zu dem Altar von Akazienholz, mit Erz überzogen.

7 Und man soll die Stangen in die Ringe tun, daß die Stangen seien an beiden Seiten des Altars, wenn man ihn trägt.

8 Und sollst ihn also von Brettern machen, daß er inwendig hohl sei, wie dir auf dem Berge gezeigt ist.

9 Du sollst auch der Wohnung einen Hof machen, einen Umhang von gezwirnter weißer Leinwand, auf einer Seite hundert Ellen lang, gegen Mittag,

10 und zwanzig Säulen auf zwanzig ehernen Füßen, und ihre Haken mit ihren Querstäben von Silber.

11 Also auch gegen Mitternacht soll sein ein Umhang, hundert Ellen lang, zwanzig Säulen auf zwanzig ehernen Füßen, und ihre Haken mit ihren Querstäben von Silber.

12 Aber gegen Abend soll die Breite des Hofes haben einen Umhang, fünfzig Ellen lang, zehn Säulen auf zehn Füßen.

13 Gegen Morgen aber soll die Breite des Hofes haben fünfzig Ellen,

14 also daß der Umhang habe auf einer Seite fünfzehn Ellen, dazu drei Säulen auf drei Füßen,

15 und wieder fünfzehn Ellen auf der andern Seite, dazu drei Säulen auf drei Füßen;

16 aber im Tor des Hofes soll ein Tuch sein, zwanzig Ellen breit, gewirkt von blauem und rotem Purpur, Scharlach und gezwirnter weißer Leinwand, dazu vier Säulen auf ihren vier Füßen.

17 Alle Säulen um den Hof her sollen silberne Querstäbe und silberne Haken und eherne Füße haben.

18 Und die Länge des Hofes soll hundert Ellen sein, die Breite fünfzig Ellen, die Höhe fünf Ellen, von gezwirnter weißer Leinwand, und seine Füße sollen ehern sein.

19 Auch alle Geräte der Wohnung zu allerlei Amt und alle ihre Nägel und alle Nägel des Hofes sollen

ehern sein.

20 Gebiete den Kindern Israel, daß sie zu dir bringen das allerreinste, lautere Öl von Ölbäumen, gestoßen, zur Leuchte, daß man täglich Lampen aufsetze

21 in der Hütte des Stifts, außen vor dem Vorhang, der vor dem Zeugnis hängt. Und Aaron und seine Söhne sollen sie zurichten des Morgens und des Abends vor dem HERRN. Das soll euch eine ewige Weise sein auf eure Nachkommen unter den Kindern Israel.

2 Mose 28

1 Du sollst Aaron, deinen Bruder, und seine Söhne zu dir nehmen aus den Kindern Israel, daß er mein Priester sei, nämlich Aaron und seine Söhne Nadab, Abihu, Eleasar und Ithamar.

2 Und sollst Aaron, deinen Bruder, heilige Kleider machen, die herrlich und schön seien.

3 Und du sollst reden mit allen, die eines weisen Herzens sind, die ich mit dem Geist der Weisheit erfüllt habe, daß sie Aaron Kleider machen zu seiner Weihe, daß er mein Priester sei.

4 Das sind aber die Kleider, die sie machen sollen: das Amtschild, den Leibrock, Purpurrock, engen Rock, Hut und Gürtel. Also sollen sie heilige Kleider machen deinem Bruder Aaron und seinen Söhnen, daß er mein Priester sei.

5 Dazu sollen sie nehmen Gold, blauen und roten Purpur, Scharlach und weiße Leinwand.

6 Den Leibrock sollen sie machen von Gold, blauem und rotem Purpur, Scharlach und gezwirnter weißer Leinwand, kunstreich;

7 zwei Schulterstücke soll er haben, die zusammengehen an beiden Enden, und soll zusammengebunden werden.

8 Und sein Gurt darauf soll derselben Kunst und Arbeit sein, von Gold, blauem und rotem Purpur, Scharlach und gezwirnter weißer Leinwand.

9 Und sollst zwei Onyxsteine nehmen und darauf graben die Namen der Kinder Israel,

10 Auf jeglichen sechs Namen, nach der Ordnung ihres Alters.

11 Das sollst du tun durch die Steinschneider, die da Siegel graben, also daß sie mit Gold umher gefaßt werden.

12 Und sollst sie auf die Schulterstücke des Leibrocks heften, daß es Steine seien zum Gedächtnis für die Kinder Israel, daß Aaron ihre Namen auf seinen beiden Schultern trage vor dem HERRN zum Gedächtnis.

13 Und sollst goldene Fassungen machen

14 und zwei Ketten von feinem Golde, mit zwei Enden, aber die Glieder ineinander hangend; und sollst sie an die Fassungen tun.

15 Das Amtschild sollst du machen nach der Kunst, wie den Leibrock, von Gold, blauem und rotem Purpur, Scharlach und gezwirnter weißer Leinwand.

16 Viereckig soll es sein und zwiefach; eine Spanne breit soll seine Länge sein und eine Spanne breit seine Breite.

17 Und sollst's füllen die vier Reihen voll Steine. Die erste Reihe sei ein Sarder, Topas, Smaragd;

18 die andere ein Rubin, Saphir, Demant;

19 die dritte ein Lynkurer, Achat, Amethyst;

20 die vierte ein Türkis, Onyx, Jaspis. In Gold sollen sie gefaßt sein in allen Reihen

21 und sollen nach den zwölf Namen der Kinder Israel stehen, gegraben vom Steinschneider, daß auf einem jeglichen ein Namen stehe nach den zwölf Stämmen.

22 Und sollst Ketten zu dem Schild machen mit zwei Enden, aber die Glieder ineinander hangend, von feinem Golde,

23 und zwei goldene Ringe an das Schild, also daß du die zwei Ringe heftest an zwei Ecken des Schildes,

24 und die zwei goldenen Ketten in die zwei Ringe an den beiden Ecken des Schildes tust.

25 Aber die zwei Enden der zwei Ketten sollst du an die zwei Fassungen tun und sie heften auf die Schulterstücke am Leibrock vornehin.

26 Und sollst zwei andere goldene Ringe machen und an die zwei Ecken des Schildes heften an seinem Rand, inwendig gegen den Leibrock.

27 Und sollst abermals zwei goldene Ringe machen und sie unten an die zwei Schulterstücke vorn am Leibrock heften, wo der Leibrock zusammengeht, oben über dem Gurt des Leibrocks.

28 Und man soll das Schild mit seinen Ringen mit einer blauen Schnur an die Ringe des Leibrocks knüpfen, daß es über dem Gurt des Leibrocks hart anliege und das Schild sich nicht vom Leibrock losmache.

29 Also soll Aaron die Namen der Kinder Israel tragen in dem Amtschild auf seinem Herzen, wenn er in das Heilige geht, zum Gedächtnis vor dem HERRN allezeit.

30 Und sollst in das Amtschild tun Licht und Recht, daß sie auf dem Herzen Aarons seien, wenn er einget vor den HERRN, daß er trage das Amt der Kinder Israel auf seinem Herzen vor dem HERRN allewege.

31 Du sollst auch einen Purpurrock unter dem Leibrock machen ganz von blauem Purpur.

32 Und oben mitteninne soll ein Loch sein und eine Borte um das Loch her zusammengefaltet, daß er nicht zerreiße.

33 Und unten an seinen Saum sollst du Granatäpfel machen von blauem und rotem Purpur und Scharlach um und um und zwischen dieselben goldene Schellen auch um und um,

34 daß eine goldene Schelle sei, darnach ein Granatapfel und wieder eine goldene Schelle und wieder ein Granatapfel, um und um an dem Saum des Purpurrocks.

35 Und Aaron soll ihn anhaben, wenn er dient, daß man seinen Klang höre, wenn er aus und einget in das Heilige vor dem HERRN, auf daß er nicht sterbe.

36 Du sollst auch ein Stirnblatt machen von feinem Golde und darauf ausgraben, wie man die Siegel ausgräbt: Heilig dem HERRN.

37 Und sollst's heften an eine blaue Schnur vorn an den Hut,

38 auf der Stirn Aarons, daß also Aaron trage die Missetat des Heiligen, das die Kinder Israel heiligen in allen Gaben ihrer Heiligung; und es soll allewege an seiner Stirn sein, daß er sie versöhne vor dem HERRN.

39 Du sollst auch einen engen Rock machen von weißer Leinwand und einen Hut von weißer Leinwand machen und einen gestickten Gürtel.

40 Und den Söhnen Aarons sollst du Röcke, Gürtel und Hauben machen, die herrlich und schön seien.

41 Und sollst sie deinem Bruder Aaron samt seinen Söhnen anziehen; und sollst sie salben und ihre Hände füllen und sie weihen, daß sie meine Priester seien.

42 Und sollst ihnen leinene Beinkleider machen, zu bedecken die Blöße des Fleisches von den Lenden bis an die Hüften.

43 Und Aaron und seine Söhne sollen sie anhaben, wenn sie in die Hütte des Stifts gehen oder hinzutreten zum Altar, daß sie dienen in dem Heiligtum, daß sie nicht ihre Missetat tragen und sterben müssen. Das soll ihm und seinem Stamm nach ihm eine ewige Weise sein.

Picture Sources

- p. 0 Conglomerate of desserttabernacle
- p. 2 Woven linen: our picture. Orchid color: <http://thedeserttabernacle.blogspot.com/2010/01/exodus-261-2-coverings-of-tent-of.html> from Aleksandr Sigalov Separate colors swatch: <https://fearnot365.files.wordpress.com/2013/05/fabric-3.jpg> Patterned design: http://theholyyhouse.org/wp-content/uploads/2012/07/curtain-theholyyhouse.org_.jpg
- p. 3 Mountain background. Tabernacle curtains with cherubim: http://theholyyhouse.org/wp-content/uploads/2012/07/curtain-theholyyhouse.org_.jpg
- p. 4 Mountain background: <http://theholyyhouse.org/wp-content/uploads/2012/07/Curtains-Detail-4x28.jpg>
- p. 5 Mountain background: <http://theholyyhouse.org/wp-content/uploads/2012/07/Curtains-Detail-2-groups-of-5.jpg>
- p. 6 Mountain background: <http://thedeserttabernacle.blogspot.com/search?q=Exodus+26:4>
- p. 7 Mountain background: <http://thedeserttabernacle.blogspot.com/2010/02/exodus-264-6-first-covering-of-tent-of.html>

124

Picture Sources (Continued)

- p. 15 <http://thedeserttabernacle.blogspot.com/2010/02/exodus-267-13-second-covering-of-tent.html>
- p. 16 <http://thedeserttabernacle.blogspot.com/2010/02/exodus-267-13-second-covering-of-tent.html>
- p. 17 thedeserttabernacle.blogspot.com/2010/02/exodus-267-13-second-covering-of-tent.html
- p. 18 tabernacle covering as above, focus on red ram skin. il.570xN.526275910_pwqu from weirdandwild etsy.com Ram: http://www.clipartpanda.com/clipart_images/ram-01-4903127
- p. 19 tabernacle covering as above, focus on top covering. Badger: <http://i417.photobucket.com/albums/pp258/airdjinn/badger.jpg>
- p. 20 <http://thedeserttabernacle.blogspot.com/2010/02/exodus-2615-17-boards-planks-of.html> acacia tree: <http://i186.photobucket.com/albums/x128/sleemon/Niger%20Part%201/06Marche44.jpg>
- p. 21 E2616
- p. 22 <http://thedeserttabernacle.blogspot.com/2010/02/exodus-2615-17-boards-planks-of.html>

126

Picture Sources (Continued)

- p. 8 clasps similar to those shown on <http://thedeserttabernacle.blogspot.com/2010/02/exodus-264-6-first-covering-of-tent-of.html> Gold bars: as shown before.
- p. 9 Goat: Spoon Monkey on flickr 195720768_6b85239257_b <http://thedeserttabernacle.blogspot.com/2011/02/exodus-26-27-schematic-diagram-of-all.html> focus on black covering.
- p. 10 <http://thedeserttabernacle.blogspot.com/2010/02/exodus-267-13-second-covering-of-tent.html>
- p. 11 <http://thedeserttabernacle.blogspot.com/2010/02/exodus-267-13-second-covering-of-tent.html>
- p. 12 <http://thedeserttabernacle.blogspot.com/2010/02/exodus-267-13-second-covering-of-tent.html>
- p. 13 Our own creation inspired by <http://thedeserttabernacle.blogspot.com/2010/02/exodus-267-13-second-covering-of-tent.html>
- p. 14 Our own creation inspired by <http://thedeserttabernacle.blogspot.com/2010/02/exodus-267-13-second-covering-of-tent.html> Bronze coin: Coins: <http://www.coinnews.net/2013/06/19/miss-canada-allegory-in-gold-silver-and-bronze-coins/>

125

Picture Sources (Continued)

- p. 23 <http://thedeserttabernacle.blogspot.com/search?q=Exodus+26:18+deserttabernacle.blogspot.com+Tabernacle+-+Mishkan+-+Tent+-+Grayscale+Rendering+4> Focus on South side.
- p. 24 <http://thedeserttabernacle.blogspot.com/search?q=Exodus+26:18,+focus+on+south+side+and+the+sockets>.
- p. 25 same as E2619 and deserttabernacle.blogspot.com Tabernacle+-+Mishkan+-+Tent+-+Grayscale+Rendering+4 focus on North side.
- p. 26 deserttabernacle.blogspot.com Tabernacle+-+Mishkan+-+Tent+-+Grayscale+Rendering+4 focus on West side.<http://thedeserttabernacle.blogspot.com/2010/02/exodus-2622-tabernacle-boards-west-side.html>
- p. 27 <http://thedeserttabernacle.blogspot.com/2010/02/exodus-2623-24-tabernacle-tent-corner.html>
- p. 28 <http://thedeserttabernacle.blogspot.com/2010/02/exodus-2623-24-tabernacle-tent-corner.html>
- p. 29 <http://thedeserttabernacle.blogspot.com/2010/02/exodus-2623-24-tabernacle-tent-corner.html>

127

Picture Sources (Continued)

- p. 30 <http://thedeserttabernacle.blogspot.com/2010/02/exodus-2625-tabernacle-tent-corner.html>
- p. 31 <http://thedeserttabernacle.blogspot.com/2010/02/exodus-2626-28-tabernacle-tent-boards.html> acacia wood:
- p. 32 <http://thedeserttabernacle.blogspot.com/2010/02/exodus-2626-28-tabernacle-tent-boards.html> focus on bars on the other long side.
- p. 33 <http://thedeserttabernacle.blogspot.com/2010/02/exodus-2626-28-tabernacle-tent-boards.html> focus on the bars on the short west side.
- p. 34 <http://thedeserttabernacle.blogspot.com/2010/02/exodus-2626-28-tabernacle-tent-boards.html> focus on middle bars on all three sides.

128

Picture Sources (Continued)

- p. 38 <http://thedeserttabernacle.blogspot.com/2011/02/exodus-26-27-schematic-diagram-of-all.html>
- p. 39 <http://thedeserttabernacle.blogspot.com> Tabernacle - Mishkan - Exodus 26-31-31 - Tents Inner Curtain - View 3
- p. 40 pillars: <http://thedeserttabernacle.blogspot.com/2011/06/exodus-2631-33-detailed-inner-curtain.html> Picture credit: Aleksandr Sigalov thedeserttabernacle.blogspot.com Acacia wood: <http://i186.photobucket.com/albums/x128/sleemon/Niger%20Part%201/06Marche44.jpg> Gold overlay: 4. "Small gold nugget 5mm dia and corresponding foil surface of half sq meter" by PHGCOM - Own work by uploader, Toi gold mine. Licensed under CC BY-SA 3.0 via Wikimedia Commons - https://commons.wikimedia.org/wiki/File:Small_gold_nugget_5mm_dia_and_corresponding_foil_surface_of_half_sq_meter.jpg#/media/File:Small_gold_nugget_5mm_dia_and_corresponding_foil_surface_of_half_sq_meter.jpg

130

Picture Sources (Continued)

- p. 35 <http://thedeserttabernacle.blogspot.com/2010/02/exodus-2626-28-tabernacle-tent-boards.html> focus on all boards on all three sides. Gold leaf overlay: "Small gold nugget 5mm dia and corresponding foil surface of half sq meter" by PHGCOM - Own work by uploader, Toi gold mine. Licensed under CC BY-SA 3.0 via Wikimedia Commons - https://commons.wikimedia.org/wiki/File:Small_gold_nugget_5mm_dia_and_corresponding_foil_surface_of_half_sq_meter.jpg#/media/File:Small_gold_nugget_5mm_dia_and_corresponding_foil_surface_of_half_sq_meter.jpg
- p. 36 <http://thedeserttabernacle.blogspot.com/2010/03/exodus-2633-clasps-and-partitioning-of.11.html>, focus on small gold rings for the bars. Gold bars "400-oz-Gold-Bars-AB-01" by Andrzej Barabasz (Chepry) - Own work. Licensed under CC BY-SA 4.0 via Wikimedia Commons - <https://commons.wikimedia.org/wiki/File:400-oz-Gold-Bars-AB-01.jpg#/media/File:400-oz-Gold-Bars-AB-01.jpg>
- p. 37 <http://thedeserttabernacle.blogspot.com/2010/02/exodus-2626-28-tabernacle-tent-boards.html> and gold overlay from above.

129

Picture Sources (Continued)

- p. 41 pillars: <http://thedeserttabernacle.blogspot.com/2010/03/exodus-2632-four-inner-pillars-of-tent.07.html> Picture credit: Aleksandr Sigalov thedeserttabernacle.blogspot.com Focus on connectors. Gold bars: "400-oz-Gold-Bars-AB-01" by Andrzej Barabasz (Chepry) - Own work. Licensed under CC BY-SA 4.0 via Wikimedia Commons - <https://commons.wikimedia.org/wiki/File:400-oz-Gold-Bars-AB-01.jpg#/media/File:400-oz-Gold-Bars-AB-01.jpg> We added hooks of gold.
- p. 42 pillars: Aleksandr Sigalov thedeserttabernacle.blogspot.com <http://thedeserttabernacle.blogspot.com/2010/03/exodus-2632-four-inner-pillars-of-tent.04.html> <http://thedeserttabernacle.blogspot.com/2010/03/exodus-2637-five-outer-pillars-of-tent.25.html> Coins: <http://www.coinnews.net/2013/06/19/miss-canada-allegory-in-gold-silver-and-bronze-coins/>
- p. 43 We added curtains to previous picture.
- p. 44 <http://thedeserttabernacle.blogspot.com/2010/03/exodus-2633-clasps-and-partitioning-of.12.html> 2. Picture credit: Aleksandr Sigalov thedeserttabernacle.blogspot.com

131

Picture Sources (Continued)

- p. 45 <http://orion.it.luc.edu/avande1/jerusalem/views/tabernacleLayout.htm> , focus on ark of covenant in Most Holy place.
- p. 46 <http://orion.it.luc.edu/avande1/jerusalem/views/tabernacleLayout.htm> Table from E2510 and Lamps from E2531
- p. 47 <http://orion.it.luc.edu/avande1/jerusalem/views/tabernacleLayout.htm> focus on veil. Our picture of linen.
- p. 48 <http://thedeserttabernacle.blogspot.com/2011/01/q-what-were-5-pillars-of-tabernacle.html> , focus on pillars.
- p. 49 <http://thedeserttabernacle.blogspot.com/2011/01/q-what-were-5-pillars-of-tabernacle.html> Tabernacle - Mishkan - Exodus 26-37-37 - Tents Outer Pillars - View 29 , change silver sockets to be bronze sockets. Change silver rods to be gold rods. Gold bars,
- p. 50 <http://sickleoftruth.com/Tabernacle/TABPAGE15.html>

Picture Sources (Continued)

- p. 59 desserttabernacle.blogspot.com Tabernacle - Mishkan - Exodus 27-10 -10 - Courtyard Layout - View 1 Our own picture of linen.
- p. 60 sockets: <http://thedeserttabernacle.blogspot.com/2010/05/exodus-2717-summary-of-details-of.html><http://thedeserttabernacle.blogspot.com/2010/04/exodus-2712-dimensions-and-layout-of.html> focus on South
- p. 61 Add a label. "South" hooks: <http://thedeserttabernacle.blogspot.com/2010/05/exodus-2717-summary-of-details-of.html> Caps of pillars: <http://thedeserttabernacle.blogspot.com/2010/05/exodus-2717-summary-of-details-of.html>
- p. 62 same as E2709b, focus on the North side.
- p. 63 <http://thedeserttabernacle.blogspot.com/2010/04/exodus-2712-dimensions-and-layout-of.html> focus on North
- p. 64 same as E2711a, focus on west.
- p. 65 same as E2711a, focus on east side, linen our picture.
- p. 66 <http://thedeserttabernacle.blogspot.com/search?q=Exodus+27:9>

Picture Sources (Continued)

- p. 51 <http://thedeserttabernacle.blogspot.com/search?q=Exodus+27:2> focus on horns of alter. Acacia wood from above. Bronze sheet: <https://www.etsy.com/listing/89642589/20-g-bronze-sheet-6-x-3-inches-you-get-1>
- p. 52 <http://thedeserttabernacle.blogspot.com/search?q=Exodus+27:2> focus on pans, shovels, and other utensils. Brass coin same as above.
- p. 53 <http://thedeserttabernacle.blogspot.com/search?q=Exodus+27:2> focus on grate and rings. Brass coin same as above.
- p. 54 <http://sickleoftruth.com/Tabernacle/TABPAGE11.html>, focus on grating going halfway up.
- p. 55 <http://thedeserttabernacle.blogspot.com/search?q=Exodus+27:2> focus on poles. Acacia wood and bronze coin same as above.
- p. 56 <http://thedeserttabernacle.blogspot.com/2010/08/numbers-161-50-altar-of-burnt-offering.html>
- p. 57 <http://sickleoftruth.com/Tabernacle/TABPAGE11.html>, focus on hollow box part. Boards: <http://www.ablaabla.com/acacia-wood-flooring/>
- p. 58 desserttabernacle.blogspot.com

Picture Sources (Continued)

- p. 67 <http://thedeserttabernacle.blogspot.com/search?q=Exodus+27:9>
- p. 68 <http://thedeserttabernacle.blogspot.com/2010/05/exodus-2716-dimensions-and-layout-of.html> . Our linen picture.
- p. 69 <http://thedeserttabernacle.blogspot.com/2010/05/exodus-2716-dimensions-and-layout-of.html>
- p. 70 http://thedeserttabernacle.blogspot.com/2010/04/exodus-2710-pillars-of-courtyard-of_26.html silver coin from above.
- p. 71 <http://thedeserttabernacle.blogspot.com/p/tabernacle-courtyard.html> all sockets: http://thedeserttabernacle.blogspot.com/2010/04/exodus-2710-pillars-of-courtyard-of_25.html bronze coin.
- p. 72 <http://thedeserttabernacle.blogspot.com/p/tabernacle-courtyard.html> Tabernacle - Mishkan - Exodus 27-18 -18 - Courtyard Measurements - View 1 linen: our picture. bronze coin same as above.
- p. 73 desserttabernacle.blogspot.com Tabernacle - Mishkan - Exodus 27-18 -18 - Courtyard Measurements - View 2. Linen and bronze coin as above.

Picture Sources (Continued)

- p. 74 desserttabernacle.blogspot.com Tabernacle - Mishkan - Exodus 27-19-19 - Copper Parts and Pegs - View 1
- p. 75 our picture of olives and oil.
- p. 76 Mountain background: Purple border? http://www.messiahsmansion.com/images/galleryImages/Holy_Place_1.JPG Aaron: public domain.
- p. 77 <http://sickleoftruth.com/PriestsConsecration/Priesthood1.html>
- p. 78 <http://thedeserttabernacle.blogspot.com/search?q=high+priest+garments> and <http://sickleoftruth.com/Garments/Garments1.html>
- p. 79 https://ferrelljenkins.files.wordpress.com/2011/07/weaving_close_nazarethvillage_fjenkins_040206_15t.jpg
- p. 80 <http://thedeserttabernacle.blogspot.com/2012/06/high-priest-garments>
- p. 81 Mountain background. Our picture of linen threads, ephod from <http://thedeserttabernacle.blogspot.com/2012/06/high-priest-garments-golden-mountings.html>

136

Picture Sources (Continued)

- p. 87 <http://thedeserttabernacle.blogspot.com/2012/06/high-priest-garments-golden-mountings.html>
- p. 88 <http://thedeserttabernacle.blogspot.com/2012/06/high-priest-garments-golden-mountings.html> We add the chains to the clips.
- p. 89 <http://thedeserttabernacle.blogspot.com/2012/06/high-priest-garments-breastplate-of.html>
- p. 90 <http://thedeserttabernacle.blogspot.com/2012/06/high-priest-garments-breastplate-of.html>
- p. 91 <http://thedeserttabernacle.blogspot.com/2012/06/high-priest-garments-breastplate-of.html>
- p. 92 Ruby: http://www.gia.edu/cs/Satellite?c=GIA_Image&childpagename=GIAImperial
topaz: http://www.gia.edu/cs/Satellite?c=GIA_Image&childpagename=GIAEmerald
http://www.gia.edu/cs/Satellite?c=GIA_Image&childpagename=GIA
- p. 93 Turquoise: <http://www.gia.edu/turquoise>
Sapphire: <http://www.gia.edu/sapphire>
diamond: http://www.gia.edu/cs/Satellite?c=GIA_Image&childpagename=GIA

138

Picture Sources (Continued)

- p. 82 Our own creation.
- p. 83 Sash: <http://thedeserttabernacle.blogspot.com/search?q=blue+garment> Colored to look like this band: <https://www.etsy.com/listing/232585369/beautiful-woven-ribbon-trim-blue-gold?ref=market>
- p. 84 <http://thedeserttabernacle.blogspot.com/search?q=onyx+stones>, I replaced letters with early Hebrew letters for Reuben, Simeon, Levi, Judah, Dan, Naphtali; Gad, Asher, Issachar, Zebulun, Joseph, Benjamin. These are all considered to be tribes according to Genesis 49:28 and are the order given in Genesis 29-30. The letter shapes are not reversed based on examples of Amenhotep III's signet ring <http://www.jewelsdujour.com/2014/07/signet-rings-past-present/> and cartouch on a vase https://en.wikipedia.org/wiki/Amenhotep_III
- p. 85 <http://thedeserttabernacle.blogspot.com/search?q=onyx+stones> Gold bars: same as above.
- p. 86 Same as E2807

137

Picture Sources (Continued)

- p. 94 Jacinth: <https://en.wikipedia.org/wiki/Jacinth>
Agate: "Agate banded 750pix". Licensed under Public Domain via Wikimedia Commons - https://commons.wikimedia.org/wiki/File:Agate_banded_750pix.jpg#/media/File:Agate_banded_750pix.jpg
Amethyst: <https://en.wikipedia.org/wiki/Amethyst>
- p. 95 beryl: <https://en.wikipedia.org/wiki/Beryl>
onyx: <http://transparentgems.tumblr.com/post/99734200401>
Jasper: "Jaspi verd, montjuic, barcelona" by This picture about Minerals has been taken by Joan Garcia. Contact: joan.garcia@gmail.com. Image licensed under cc-by-sa-3.0. - Foto i col·lecció: UXY Minerals. Licensed under CC BY-SA 3.0 via Wikimedia Commons - https://commons.wikimedia.org/wiki/File:Jaspi_verd,_montjuic,_barcelona.jpg#/media/File:Jaspi_verd,_montjuic,_barcelona.jpg
- p. 96 <http://thedeserttabernacle.blogspot.com/search?q=Exodus+28:20>
- p. 97 <http://thedeserttabernacle.blogspot.com/search?q=Exodus+28:20> I added the names of the sons of Jacob (as in E2809) using early Hebrew letters.

139

Picture Sources (Continued)

- p. 98 <http://thedeserttabernacle.blogspot.com/2012/06/high-priest-garments-mounting-of.html> I added some shine. gold bars, same as above.
- p. 99 <http://thedeserttabernacle.blogspot.com/2012/06/high-priest-garments-mounting-of.html> Gold bars same as above.
- p. 100 <http://thedeserttabernacle.blogspot.com/2012/06/high-priest-garments-mounting-of.html>
- p. 101 <http://thedeserttabernacle.blogspot.com/2012/06/high-priest-garments-mounting-of.html>
- p. 102 <http://thedeserttabernacle.blogspot.com/2012/06/high-priest-garments-mounting-of.html>
- p. 103 <http://thedeserttabernacle.blogspot.com/2012/06/high-priest-garments-mounting-of.html>
- p. 104 <http://thedeserttabernacle.blogspot.com/2012/06/high-priest-garments-mounting-of.html>
- p. 105 <http://thedeserttabernacle.blogspot.com/2012/06/high-priest-garments-mounting-of.html>
- p. 106 <http://thedeserttabernacle.blogspot.com/2012/06/high-priest-garments-mounting-of.html>

140

Picture Sources (Continued)

- p. 115 <http://thedeserttabernacle.blogspot.com/search?q=turban>
- p. 116 same as E2842, focus on short tunic, turban and sash.
- p. 117 <http://thedeserttabernacle.blogspot.com/search?q=garments>, focus on tunic, sash, and hats
- p. 118 [visualbiblealive.com 110_06_0194_BiblePaintings\(1\)](http://visualbiblealive.com/110_06_0194_BiblePaintings(1))
- p. 119 Mountain background, <http://thedeserttabernacle.blogspot.com/search?q=garments>, focus on underwear.
- p. 120 Mountain background, purple border, our underwear picture, Jesus washing feet: <http://rationalfaiths.com/catholics-mormons-and-dirty-feet/> Priests: visualbiblealive.com
- p. 121 Conglomerate of thedeserttabernacle.blogspot.com and biblebigpicture.com/volume7.htm

142

Picture Sources (Continued)

- p. 107 Black/white stones: http://www.versebyverseministry.org/bible-answers/urim_and_thummim
- p. 108 <http://thedeserttabernacle.blogspot.com/search?q=blue+robe>
- p. 109 <http://thedeserttabernacle.blogspot.com/search?q=blue+robe>
- p. 110 http://www.slideshare.net/NirmalNathan/jewish-high-priest-his-garments-significance-today?next_slideshow=1
- p. 111 <http://thedeserttabernacle.blogspot.com/search?q=blue+robe>
- p. 112 <https://picasaweb.google.com/102907577983904791097/Tabernacle#5537325830125118978>
- p. 113 Based on <http://thedeserttabernacle.blogspot.com/search?q=turban> but we re-drew the plate using ancient Hebrew script. Gold bars same as above.
- p. 114 E2836 with blue cord from <http://thedeserttabernacle.blogspot.com/search?q=turban>

141