


Exodus
NKJV

Éxodo
RVR95

Exode
LSG

2 Mose
LUTH1545



35-37

We have assembled this work to further the kingdom of Jesus Christ. It is not our intention to infringe on the copyrights of anyone, and have diligently selected picture sources and Bible translations that permit them to be duplicated and re-distributed for non-commercial, educational purposes as packaged. If you own the copyright to any of these, and believe we are making them inappropriately available, please let us know and we will immediately remove the offending components. Credit information for each picture is given at the end of this book.

Except for the contributions of others, this work is licensed under the Creative Commons Attribution-ShareAlike License. A copy of this license is available from, <http://creativecommons.org/licenses/by-sa/4.0/> or by mail from Creative Commons, 559 Nathan Abbott Way, Stanford, California 94305, USA.

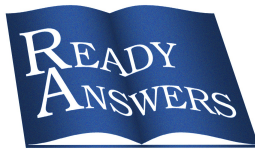
Scripture taken from the following translations:

New King James Version copyright © 1982 by Thomas Nelson. Used by permission.

Reina-Valera 95 © Sociedades Biblicas Unidas, 1995. Used by permission.

Louis Segond (LSG) translation.

Luther's translation



Unit EK

Exodus 35-37

Bill and Shelley Houser

Copyright © October 3, 2015

Ready Answers, William and Rochelle Houser, 2013 Old State Rt 66,

Newburgh, IN 47630, Phone: 812-858-9241

www.ReadyAnswers.org

CONTENTS

- Forward..... page 5
- English: New King James Version..... page 11
 - Questions and Answers..... page 43
 - Set A Ex 35-37..... page 45
 - Set B Ex 35 Questions..... page 47
 - Set B Ex 35 Q&A..... page 49
 - Set B Ex 37 Questions..... page 53
 - Set B Ex 37 Q&A..... page 55
- Spanish: Reina-Valera..... page 57
- French: Louis Segond..... page 89
- German: Luther 1545 page 121
- Picture sources..... page 127

Blank pages are included at the beginning and/or end of each Bible translation. These are available for you to write notes, review questions, etc. If you print these pages on colored paper, the sections will be easier to find.

Foreword

The Ready Answers Bible Memorization Program is designed to help you memorize Bible passages easily and quickly. It is based on many well-proven strategies for memorizing. Although this material is designed to help teams prepare for the Pathfinder Bible Experience, beginning early 2016, we hope that others wanting to become familiar with Exodus will find this helpful.

Team Organization:

We are dividing Exodus into 12 segments. Each segment takes approximately 20 minutes to read. If the teams consist of 6 members, each member should learn at least 2 segments. If you want some overlap, consider the following example. Each team member is assigned as the primary person responsible for 2 segments (labeled with “1”) and is assigned secondary responsibility for an additional 2 segments (labeled with “2”). If you have a particularly skilled team member, he or she can be assigned more segments as tertiary responsibility, and all members should have copies of each of the 12 segment booklets, to at least be familiar with all of the Book of Exodus. With this approach, each question will be answerable by at least 2 people. This will help if a member needs some assurance during the competition, or is unable to participate.

Segment	Team Member					
	Alex	Adam	Lexi	Jordan	Jeffrey	Noah
Chapters 1-4	1					2
Chapters 5-8	2	1				
Chapters 9-10		2	1			
Chapters 11-14			2	1		
Chapters 15-18				2	1	
Chapters 19-22					2	1
Chapters 23-25	1					2
Chapters 26-28	2	1				
Chapters 29-31		2	1			
Chapters 32-34			2	1		
Chapters 35-37				2	1	
Chapters 38-40					2	1

Whatever approach you use, we recommend that you try to avoid having any individual be responsible for knowing different portions of scripture that describe similar concepts using different words. We haven't done a thorough analysis, but here are portions that seem similar:

Concept	Chapters describing this concept
Judgments	23, 34
Packing List for tabernacle of the tent	35:11-19 39:33-42
What to Anoint with Oil	30:25-33 (God's command to make) 40:9-11 (Moses doing it)
Anointing Priests	29:1-44 (God's command) 40:12-16 (God's command repeated)

Alter of Incense	30:1-10 (God's command to make) 37:25-28 (making) 40:5 (God's command to setup) 40:26-27 (Moses' setup)
Anointing the Tabernacle components	30:26 40:9 (God's command to anoint)
Bezeliel and Oholiab	31:1-11 35:30-36:3 38:22-23
Ark of Covenant	25:10-22 37:1-9 (making) 39:35 (to Moses) 40:3 (God's command to setup) 40:20-21 (Moses' setup)
Tabernacle Curtains	26:1-14 (God's Command) 36:8-19 (Making)
Tabernacled Boards	26:15-29 (God's Command) 36:20-34 (Making) 39:33 (show Moses) 40:18 (Moses' setup)
Vale and 4 pillars	26:30-33 (God's command) 36:35-36, 38:27 (making)
Setup Instruction, Where to put the furniture	26:33-35 (God's initial Command) 40:2-8 (God's command to setup)
Screen and 5 pillars	26:36-37 (God's command) 36:37-38, 38:27 (making) 39:38 (screen to Moses) 40:28 (Moses' setup)0
Alter of burnt offering	27:1-8 38:1-7 (making) 39:39 (to Moses) 40:6 (God's command to setup) 40:10 (God's command to anoint) 40:29 (Moses' setup)
Tabernacle Court	27:9-19 38:9-20, 38:28, 38:31 (making) 39:40 (to Moses) 40:2, 8 (God's command to setup) 40:33 (Moses' setup)
Priestly Garments	28:1-43 39:1-32 (making) 39:41 (to Moses)
Table of Showbread	25:23-30 37:10-16 (making) 39:36 (to Moses) 40:4 (God's command to setup) 40:22-23 (Moses' setup)

Lampstand	25:31-40 37:17-24 (making) 39:37 (to Moses) 40:4 (God's command to setup) 40:24-25 (Moses' setup)
Bronze Laver	30:17-21 (God's command to make) 38:8 (making) 39:39 (to Moses) 40:7 (God's command to setup) 40:11 (God's command to anoint) 40:30-32 (Moses' setup)
Ransom Money	30:11-16 (God's command) 38:25-26 (collecting)
Judgments	20-23 34:8-28
Sabbath Laws	20:8-12 23:12 31:12-17 35:1-3
Materials for Tabernacle	25:1-8 (God's command) 35:3-19 (Moses' command), 35:20-36:7 (Bring them),
Curtains and Coverings	26 36:14-19 Making 39:34 (to Moses) 40:19 (Moses' setup)

In the table below, we have placed an “x” where similar descriptions are repeated. For example, the “x” at the intersection of Ex 19-22 and Ex 23-25 indicate that there are passages in these two segments that are similar. Within Ex 35-37, there are passages with similar concepts repeated. This also happens within Ex 38-40. We are planning to provide ideas to help with this challenge in those segments.

	Ex 1-4	Ex 5-8	Ex 9-10	Ex 11-14	Ex 15-18	Ex 19-22	Ex 23-25	Ex 26-28	Ex 29-31	Ex 32-34	Ex 35-37	Ex 38-40
Ex 1-4												
Ex 5-8												
Ex 9-10												
Ex 11-14												
Ex 15-18												
Ex 19-22							x		x	x	x	
Ex 23-25						x			x	x	x	x
Ex 26-28											x	x
Ex 29-31						x	x				x	x
Ex 32-34						x	x					
Ex 35-37						x	x	x	x		x	
Ex 38-40							x	x	x			x

The Memorization Method:

By using visual, auditory, and body-motion (kinetic) memory aids, which we call “handles”, you can get information to stick in your short-term memory. By reviewing the information on a regular basis, you can get the information to transfer to your long-term memory.

Steps:

1. Preview
2. Learn
3. Review

Step 1: Preview:

In this step, we recommend that you take a week or two to read through the segment book, at least once per day, and preferably in one sitting. This will help get the entire section into your mind as a large chunk. Try reading it out loud, so you can hear the words. Try reading it (or listening to it) while walking around, or doing some type of motion, like an exercise bike, etc. Different approaches work better for different people. In this preview step, it is best to look at the pictures, and decide where to focus for each phrase of the verses. These will become your handles to learn the verses later. You may also find it helpful to think of some rhyming words, or body motions that seem to go with the phrases, or ways to remember the sequences of verses. However, during this step, you should mainly focus on just getting familiar with the material you are going to learn.

Step 2: Learn

In this step, take each verse, and break it into phrases that are about 3-5 words long. As you get better at memorizing, these phrases can get longer and longer, (our record is about 18 words), but for the first few chapters, keep them short. Then, take a part of the picture, and find something in it to associate with each phrase. Look and point to the picture while you say the first phrase 3 times. When you can say the first phrase perfectly, then start to learn the next phrase. Look and point to a different part of the picture that you are going to associate with the second phrase, and say the second phrase 3 times. When you can say the second phrase perfectly, then say the first and second phrases together, looking at the first part of the picture for the first phrase, and then the second part of the picture for the second phrase. If you are having difficulty joining the phrases together, then practice just the few words at the end of the first phrase, and the first few words of the second phrase together at least three times. Continue on in this manner, until you have learned each phrase in the verse, and tied them together in your mind.

Be creative in making and using handles. The more outrageous the handle, the more likely you will be able to remember it. It does not need to “make sense”, or be grammatically correct, etc. It just needs to help you remember the Bible verse.

So, for example, see the silly story for remembering the order of the names of the children of Israel that came into Egypt for Exodus 1:1-4, and the other silly baseball story for remembering the names of the inhabitants of the land of Caanan that God would drive out, in Exodus 3:8 and 3:17. These are located in the Chapter Questions and Handles section later on in the book.

For using the picture, an example would be for Exodus 1:6 “And Joseph died, all his brothers, and all that generation.”

Break the verse into phrases at the commas, since these are about 3-5 words per phrase.

For the phrase, “And Joseph died”, look at Joseph sitting on the throne.

For the phrase, “all his brothers”, look at the three brothers along the back of the room.

For the phrase, “and all that generation,” sweep your eyes over the whole set of people in a circular motion.

Or, if you prefer to sweep your eyes over all the brothers, for the phrase “all his brothers,” then for the phrase “and all that generation.”, look at the other building which is outside the room, and think about all the other people of that generation that would be living in that building over there. Whatever you choose to use, be sure you use it consistently as you are trying to learn the verse.

We have tried to put something in each picture that can be used as a natural handle for at least one of the phrases. When we have used the same picture multiple times, there is something different about it to distinguish the two different passages. Generally, if God is talking to Moses, telling him what is going to happen, we have used the picture of it happening, with either the burning bush, or a set of rays of light around the picture. Then, when it is actually happening, the picture is used by itself.

The other times we are using the same picture is during conversations with Pharoah and Moses. When Pharoah is speaking, there will be a highlight or focus more on Pharoah, and when Moses is speaking, there will be a highlight or focus more on Moses. Generally, for each conversation, there is a different picture. For most of the conversations, there is only one “back and forth” interaction between Moses and Pharoah. However, sometimes, they answer back and forth more than once in the same encounter. We have used a separate picture for each “back and forth”, to make it easier to remember. So don't rely on picture scene changes only to distinguish different encounters between Moses and Pharoah. Try to set aside a few minutes each day to learn a new verse, and review some of the older verses.

Step 3: Review

We have found that the newly learned verses need more review than verses that you have learned well a little earlier. It seems to work very well to have a Fibonnacci-type review on the verses you learned. For a full discussion on the learning and review process, please download our Teacher's Guide from our website, [http\\www.ReadyAnswers.org](http://www.ReadyAnswers.org).

It is our hope and prayers that you can use this to aid in your learning of the Book of Exodus.

Blessings,
Bill and Shelley Houser



Unit EK

Exodus 35-37

Bill and Shelley Houser

<http://www.ReadyAnswers.org>

Scripture taken from the New King James Version copyright © 1982 by Thomas Nelson. Used by permission.

1

St-Takla.org



Sabbath Regulations

Chapter 35 ¹Then Moses gathered all the congregation of the children of Israel together, and said to them, "These are the words which the LORD has commanded you to do:
Exodus 35 : 1

2



²Work shall be done for six days,

Exodus 35 : 2a

3



but the seventh day shall be a holy day for you, a Sabbath of rest to the LORD.

Exodus 35 : 2b

4



Whoever does any work on it shall be put to death.

Exodus 35 : 2c

5




Preserving a fire before Sabbath to avoid any need to kindle one.

³You shall kindle no fire throughout your dwellings on the Sabbath day.”

Exodus 35 : 3

6



Offerings for the Tabernacle

⁴And Moses spoke to all the congregation of the children of Israel, saying, “This is the thing which the LORD commanded, saying:

Exodus 35 : 4

7



⁵Take from among you an offering to the LORD. Whoever is of a willing heart, let him bring it as an offering to the LORD: gold, silver, and bronze; Exodus 35 : 5

8



⁶blue, purple, and scarlet thread, fine linen, Exodus 35 : 6a

9



and goats' hair; ⁷ram skins dyed red, badger skins, and acacia wood; Exodus 35 : 6b-7

10



⁸oil for the light, and spices for the anointing oil and for the sweet incense; Exodus 35 : 8

11



Articles of the Tabernacle

⁹ onyx stones, and stones to be set in the ephod and in the breastplate.
Exodus 35 : 9

¹⁰ All who are gifted artisans among you shall come and make all that the LORD has commanded:
Exodus 35 : 10

12

13



¹¹ the tabernacle, its tent, its covering, its clasps,
Exodus 35 : 11a

its boards, its bars,

Exodus 35 : 11b

14

15



its pillars, and its sockets;

Exodus 35 : 11c

¹² the ark and its poles, with the mercy seat, and the veil of the covering;

Exodus 35 : 12

16

17



¹³ the table and its poles, all its utensils, and the show-bread;

Exodus 35 : 13

¹⁴ also the lampstand for the light, its utensils, its lamps, and the oil for the light;

Exodus 35 : 14

18

19



15 the incense altar, its poles, the anointing oil, the sweet incense, and the screen for the door at the entrance of the tabernacle;
Exodus 35 : 15

16 the altar of burnt offering with its bronze grating, its poles, all its utensils, and the laver and its base;
Exodus 35 : 16

20

21



17 the hangings of the court, its pillars, their sockets, and the screen for the gate of the court;
Exodus 35 : 17

18 the pegs of the tabernacle, the pegs of the court, and their cords;
Exodus 35 : 18

22

23



Picture used with permission:(c)2006 www.TheGloryStory.com

The Tabernacle Offerings Presented

19 the garments of ministry, for ministering in the holy place—the holy garments for Aaron the priest and the garments of his sons, to minister as priests.’”

Exodus 35 : 19

20 And all the congregation of the children of Israel departed from the presence of Moses.

Exodus 35 : 20

24

25



21 Then everyone came whose heart was stirred, and everyone whose spirit was willing, and they brought the LORD’s offering for the work of the tabernacle of meeting, for all its service, and for the holy garments.

Exodus 35 : 21

22 They came, both men and women, as many as had a willing heart, and brought earrings and nose rings, rings and necklaces, all jewelry of gold, that is, every man who made an offering of gold to the LORD.

Exodus 35 : 22

26

27



23 And every man, with whom was found blue, purple, and scarlet thread, fine linen,

Exodus 35 : 23a

and goats' hair, red skins of rams, and badger skins, brought them. 24 Everyone who offered an offering of silver or bronze brought the LORD's offering.

Exodus 35 : 23b-24a

28

29



And everyone with whom was found acacia wood for any work of the service, brought it.

Exodus 35 : 24b



25 All the women who were gifted artisans spun yarn with their hands, and brought what they had spun, of blue, purple, and scarlet, and fine linen.

Exodus 35 : 25

30

31



26 And all the women whose hearts stirred with wisdom spun yarn of goats' hair.


Exodus 35 : 26

32

27 The rulers brought onyx stones, and the stones to be set in the ephod and in the breastplate,

Exodus 35 : 27


33



28 and spices and oil for the light, for the anointing oil, and for the sweet incense.

Exodus 35 : 28

34



29 The children of Israel brought a freewill offering to the LORD, all the men and women whose hearts were willing to bring material for all kinds of work which the LORD, by the hand of Moses, had commanded to be done.

Exodus 35 : 29

35



St-Takla.org

The Artisans Called by God



30 And Moses said to the children of Israel, "See, the LORD has called by name Bezalael the son of Uri, the son of Hur, of the tribe of Judah;

Exodus 35 : 30

31 and He has filled him with the Spirit of God, in wisdom and understanding, in knowledge and all manner of workmanship,

Exodus 35 : 31

36

37



32 to design artistic works, to work in gold and silver and bronze,

Exodus 35 : 32



Master Wood Carver Alexander Grabovetskiy at Work

33 in cutting jewels for setting, in carving wood, and to work in all manner of artistic workmanship.

Exodus 35 : 33

38

39



St-Takla.org

34 "And He has put in his heart the ability to teach,
Exodus 35 : 34a

in him and Aholiab the son of Ahisamach, of the tribe of
Dan.
Exodus 35 : 34b

40

41



Engraved Saxophone: Henri Selmer, Paris



35 He has filled them with skill to do all manner of work of
the engraver and the designer
Exodus 35 : 35a

and the tapestry maker, in blue, purple, and scarlet thread,
and fine linen,
Exodus 35 : 35b


42

43



and of the weaver—those who do every work and those who design artistic works.
Exodus 35 : 35c

Chapter 36¹ “And Bezalel and Aholiab, and every gifted artisan in whom the LORD has put wisdom and understanding, to know how to do all manner of work for the service of the sanctuary, shall do according to all that the LORD has commanded.” Exodus 36 : 1



The People Give More than Enough

²Then Moses called Bezalel and Aholiab, and every gifted artisan in whose heart the LORD had put wisdom, everyone whose heart was stirred, to come and do the work.
Exodus 36 : 2

³And they received from Moses all the offering which the children of Israel had brought for the work of the service of making the sanctuary. So they continued bringing to him freewill offerings every morning. Exodus 36 : 3




⁴Then all the craftsmen who were doing all the work of the sanctuary came, each from the work he was doing, ⁵and they spoke to Moses, saying, “The people bring much more than enough for the service of the work which the LORD commanded us to do.” Exodus 36 : 4-5

48

⁶So Moses gave a commandment, and they caused it to be proclaimed throughout the camp, saying, “Let neither man nor woman do any more work for the offering of the sanctuary.” And the people were restrained from bringing, Exodus 36 : 6

49



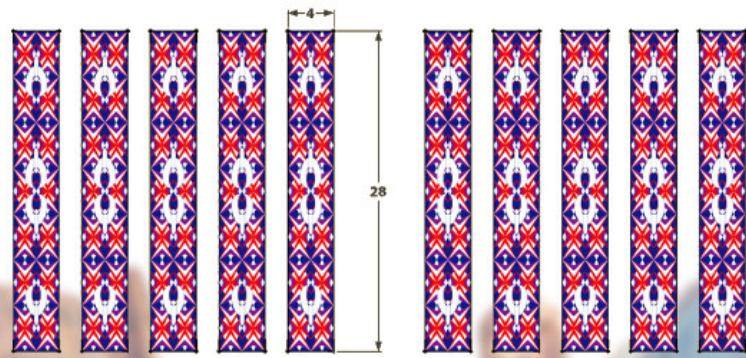
Building the Tabernacle: Various artistic representations.

⁷for the material they had was sufficient for all the work to be done—indeed too much. Exodus 36 : 7

50

⁸Then all the gifted artisans among them who worked on the tabernacle made ten curtains woven of fine linen, and of blue, purple, and scarlet thread; Exodus 36 : 8a

51





Cherubim depictions vary, also. Ezekiel chapter 1 and 10 describe cherubim.

with artistic designs of cherubim they made them.
Exodus 36 : 8b

⁹The length of each curtain was twenty-eight cubits, and the width of each curtain four cubits; the curtains were all the same size.
Exodus 36 : 9

52

53





¹⁰ And he coupled five curtains to one another, and the other five curtains he coupled to one another.
Exodus 36 : 10

¹¹ He made loops of blue yarn on the edge of the curtain on the selvedge of one set; likewise he did on the outer edge of the other curtain of the second set.
Exodus 36 : 11

54

55



¹²Fifty loops he made on one curtain, and fifty loops he made on the edge of the curtain on the end of the second set; the loops held one curtain to another.



Exodus 36:12

¹³And he made fifty clasps of gold, and coupled the curtains to one another with the clasps, that it might be one tabernacle.

Exodus 36:13

56

57



¹⁴He made curtains of goats' hair for the tent over the tabernacle; he made eleven curtains.



Exodus 36:14

¹⁵The length of each curtain was thirty cubits, and the width of each curtain four cubits; the eleven curtains were the same size.

Exodus 36:15

58

59





16 He coupled five curtains by themselves and six curtains by themselves. Exodus 36:16

17 And he made fifty loops on the edge of the curtain that is outermost in one set, and fifty loops he made on the edge of the curtain of the second set. Exodus 36:17

60

61



18 He also made fifty bronze clasps to couple the tent together, Exodus 36:18a

that it might be one. Exodus 36:18b

62

63




¹⁹ Then he made a covering for the tent of ram skins dyed red,
Exodus 36 : 19a

and a covering of badger skins above that.
Exodus 36 : 19b

64

65


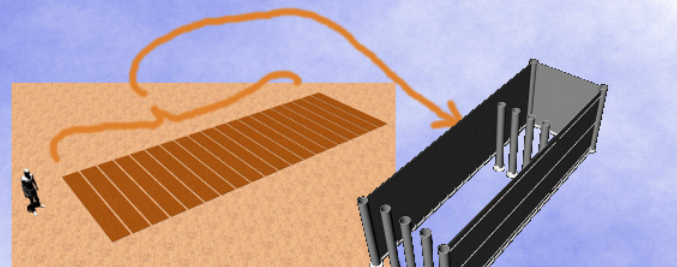



²⁰ For the tabernacle he made boards of acacia wood,
standing upright.
Exodus 36 : 20

²¹ The length of each board was ten cubits, and the width
of each board a cubit and a half.
Exodus 36 : 21

66

67




22 Each board had two tenons for binding one to another. Thus he made for all the boards of the tabernacle.
Exodus 36 : 22

23 And he made boards for the tabernacle, twenty boards for the south side.
Exodus 36 : 23



24 Forty sockets of silver he made to go under the twenty boards: two sockets under each of the boards for its two tenons.
Exodus 36 : 24

25 And for the other side of the tabernacle, the north side, he made twenty boards 26 and their forty sockets of silver: two sockets under each of the boards.
Exodus 36 : 25-26



27 For the west side of the tabernacle he made six boards.
Exodus 36 : 27

72



28 He also made two boards for the two back corners of the tabernacle.
Exodus 36 : 28

73




29 And they were coupled at the bottom Exodus 36 : 29a

74



and coupled together at the top by one ring. Thus he made both of them for the two corners.
Exodus 36 : 29b

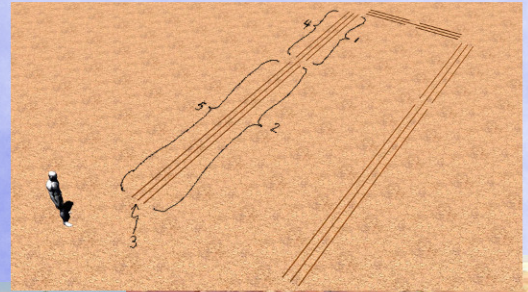
75



St-Takla.org



Photo by Eelco Kruidenier



St-Takla.org

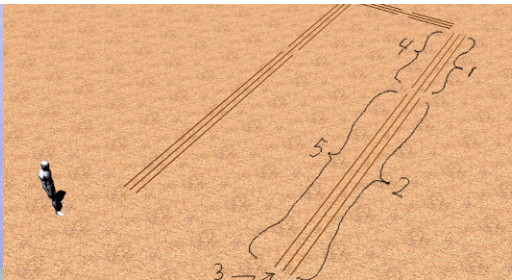


30 So there were eight boards and their sockets—sixteen sockets of silver—two sockets under each of the boards.
Exodus 36 : 30


31 And he made bars of acacia wood: five for the boards on one side of the tabernacle,
Exodus 36 : 31

76

77



St-Takla.org



St-Takla.org





32 five bars for the boards on the other side of the tabernacle,
Exodus 36 : 32a

and five bars for the boards of the tabernacle on the far side westward.
Exodus 36 : 32b

78

79




33 And he made the middle bar to pass through the boards from one end to the other. Exodus 36:33

34 He overlaid the boards with gold, Exodus 36:34a

80

81



made their rings of gold to be holders for the bars, and overlaid the bars with gold. Exodus 36:34b

35 And he made a veil of blue, purple, and scarlet thread, and fine woven linen; it was worked with an artistic design of cherubim. Exodus 36:35

82

83




³⁶ He made for it four pillars of acacia wood,
Exodus 36 : 36a

and overlaid them with gold, with their hooks of gold;
Exodus 36 : 36b

84

85




and he cast four sockets of silver for them.
Exodus 36 : 36c

³⁷ He also made a screen for the tabernacle door, of blue,
purple, and scarlet thread, and fine woven linen, made by
a weaver,
Exodus 36 : 37

86

87



38 and its five pillars with their hooks. Exodus 36 : 38a

And he overlaid their capitals and their rings with gold, Exodus 36 : 38b

88

89



Photo by Eelco Kruidenier


Making the Ark of the Testimony

but their five sockets were bronze. Exodus 36 : 38c

Chapter 37¹ Then Bezalel made the ark of acacia wood; two and a half cubits was its length, a cubit and a half its width, and a cubit and a half its height. Exodus 37 : 1

90

91




²He overlaid it with pure gold inside and outside,
Exodus 37 : 2a

and made a molding of gold all around it.
Exodus 37 : 2b

92

93




³And he cast for it four rings of gold to be set in its four corners: two rings on one side, and two rings on the other side of it.
Exodus 37 : 3

⁴He made poles of acacia wood, and overlaid them with gold.
Exodus 37 : 4

94

95




⁵And he put the poles into the rings at the sides of the ark, to bear the ark.
Exodus 37:5

⁶He also made the mercy seat of pure gold; two and a half cubits was its length and a cubit and a half its width.
Exodus 37:6

96

97

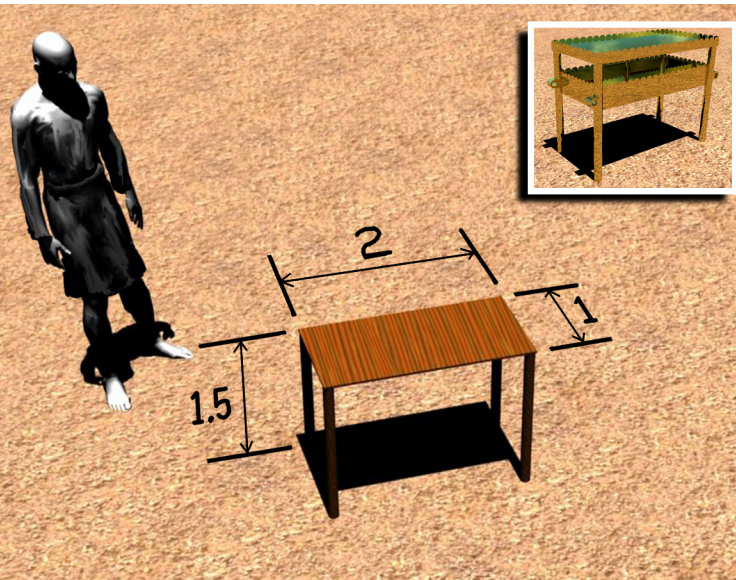



⁷He made two cherubim of beaten gold; he made them of one piece at the two ends of the mercy seat:
Exodus 37:7

⁸one cherub at one end on this side, and the other cherub at the other end on that side. He made the cherubim at the two ends of one piece with the mercy seat.
Exodus 37:8

98

99





Making the Table for the Showbread

⁹The cherubim spread out their wings above, and covered the mercy seat with their wings. They faced one another; the faces of the cherubim were toward the mercy seat.
Exodus 37 : 9

¹⁰He made the table of acacia wood; two cubits was its length, a cubit its width, and a cubit and a half its height.
Exodus 37 : 10

100

101


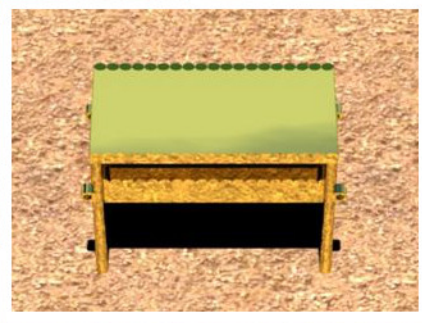



¹¹And he overlaid it with pure gold, and made a molding of gold all around it.
Exodus 37 : 11

¹²Also he made a frame of a handbreadth all around it, and made a molding of gold for the frame all around it.
Exodus 37 : 12

102

103



13 And he cast for it four rings of gold, and put the rings on the four corners that were at its four legs.

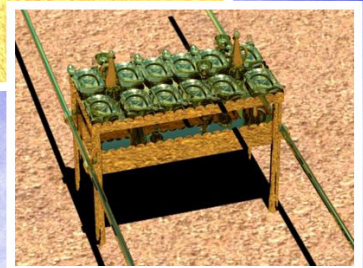

Exodus 37 : 13

14 The rings were close to the frame, as holders for the poles to bear the table.

Exodus 37 : 14

104

105



15 And he made the poles of acacia wood to bear the table, and overlaid them with gold.

Exodus 37 : 15

16 He made of pure gold the utensils which were on the table: its dishes, its cups, its bowls, and its pitchers for pouring.

Exodus 37 : 16

106

107



Making the Gold Lampstand

¹⁷ He also made the lampstand of pure gold; of hammered work he made the lampstand. Its shaft, its branches, its bowls, its ornamental knobs, and its flowers were of the same piece.
Exodus 37 : 17

108

¹⁸ And six branches came out of its sides: three branches of the lampstand out of one side, and three branches of the lampstand out of the other side.
Exodus 37 : 18

109

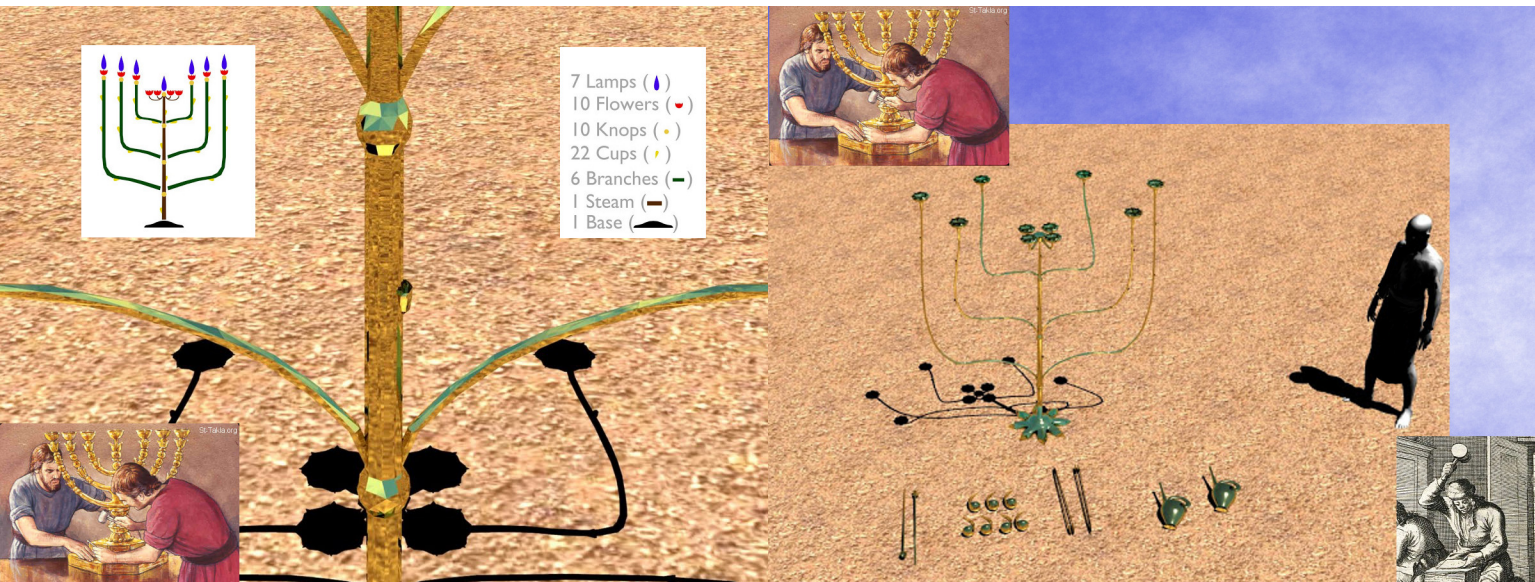


¹⁹ There were three bowls made like almond blossoms on one branch, with an ornamental knob and a flower, and three bowls made like almond blossoms on the other branch, with an ornamental knob and a flower—and so for the six branches coming out of the lampstand.
Exodus 37 : 19

110

²⁰ And on the lampstand itself were four bowls made like almond blossoms, each with its ornamental knob and flower.
Exodus 37 : 20

111




²¹ There was a knob under the first two branches of the same, a knob under the second two branches of the same, and a knob under the third two branches of the same, according to the six branches extending from it.
Exodus 37 : 21

112

²² Their knobs and their branches were of one piece; all of it was one hammered piece of pure gold. Exodus 37 : 22

113




²³ And he made its seven lamps, its wick-trimmers, and its trays of pure gold.
Exodus 37 : 23

114

Estimates for the talent was 30.0 kg or 960 Troy ounces. Value on September 15, 2015 was \$1,060,800 USD.

²⁴ Of a talent of pure gold he made it, with all its utensils.
Exodus 37 : 24


115



Making the Altar of Incense

²⁵ He made the incense altar of acacia wood. Its length was a cubit and its width a cubit—it was square—and two cubits was its height. Its horns were of one piece with it.
Exodus 37 : 25

²⁶ And he overlaid it with pure gold: its top, its sides all around, and its horns. He also made for it a molding of gold all around it.
Exodus 37 : 26



²⁷ He made two rings of gold for it under its molding, by its two corners on both sides, as holders for the poles with which to bear it.
Exodus 37 : 27

²⁸ And he made the poles of acacia wood, and overlaid them with gold.
Exodus 37 : 28



Making the Anointing Oil and the Incense

²⁹ He also made the holy anointing oil and the pure incense of sweet spices, according to the work of the perfumer.
Exodus 37 : 29

Questions and Answers

Question Set A: Chapters 35-37

There are many useful questions at <http://www.pbequizengine.com/>

Exodus Chapter 35

- 1) What was not to be lighted on the Sabbath? ([Exodus 35:3](#))
- 2) Who was to make the things the Lord had commanded? ([Exodus 35:10](#))
- 3) Who brought offerings to the Lord? ([Exodus 35:21](#))
- 4) What kind of gold jewelry was brought? ([Exodus 35:22](#))
- 6) What kind of offering was the gold? ([Exodus 35:22](#))
- 7) What spun things did the women bring? ([Exodus 35:25-26](#))
- 8) Who brought the gems? ([Exodus 35:27](#))
- 9) From what tribes did the two top craftsmen come? ([Exodus 35:30-34](#))

Exodus Chapters 36

- 1) When did the people bring offerings for the construction of the tabernacle? ([Exodus 36:3](#))
- 2) What was the skilled craftsman's complaint? ([Exodus 36:4-5](#))
- 3) What was Moses' order? ([Exodus 36:6](#))
- 4) How many of the ten curtains of the tabernacle were coupled together to form a side? ([Exodus 36:10](#))
- 5) What kind of hair was used for the curtains for the tent over the tabernacle? ([Exodus 36:14](#))
- 6) How many curtains were made of goat's hair? ([Exodus 36:14](#))
- 7) Give the length and breadth of one of the eleven curtains made from goat's hair that made a tent for the tabernacle? ([Exodus 36:14-15](#))
- 8) What kind of skins made a covering over the Red rams skins and tent of goat's hair over the tabernacle? ([Exodus 36:19](#))
- 9) Give the length and breadth of each board of shittim wood for the tabernacle. ([Exodus 36:20-21](#))
- 10) How many boards were on the North and South sides of the tabernacle? ([Exodus 36:23-26](#))
- 11) How many boards were on the West of the tabernacle? ([Exodus 36:27](#))

Exodus Chapter 37

- 1) Who made the ark of shittim wood? ([Exodus 37:1](#))
- 2) Can you give the dimensions of the ark? ([Exodus 37:1](#))
- 3) Bezaleel overlaid the ark with gold inside and out. What kind of crown did he make on it? ([Exodus 37:2](#))
- 4) How many rings of gold did Bezaleel put on the ark? ([Exodus 37:3](#))
- 5) What was placed in the rings on the ark so it could be carried? ([Exodus 37:4-5](#))
- 6) Can you give the length and breadth of the gold mercy seat? ([Exodus 37:6](#))
- 7) How many cherubim's of gold beaten from one piece were made for the mercy seat? ([Exodus 37:7](#))

- 8) The two cherubim's on each end of the mercy seat faced each other. What was spread out on high and covered the mercy seat? ([Exodus 37:9](#))
- 9) The table was overlaid with gold and with a gold crown around about. How wide was the border around the table? ([Exodus 37:11-12](#))
- 10) How many gold rings were put on the table? ([Exodus 37:13](#))
- 11) Where were the staves of shittim wood for the table placed? ([Exodus 37:14-15](#))
- 12) What metal was used in making the dishes, spoons, bowls and covers to be used on the table of the tabernacle? ([Exodus 37:16](#))
- 13) What metal was used in making the candlestick, his shaft, branch, bowls, knops and flowers? ([Exodus 37:17](#))
- 14) How many branches were on each side of the shaft of the candlestick? ([Exodus 37:18](#))
- 15) The bowls on the candlestick were made like what? ([Exodus 37:19](#))
- 16) How many lamps were on the candlestick? ([Exodus 37:23](#))
- 17) How much pure gold was used in making the candlestick and its dishes? ([Exodus 37:24](#))
- 18) Can you give the length, breadth, and height of the incense altar of shittim wood? ([Exodus 37:25](#))
- 19) Besides overlaying the altar of incense with gold, and a crown of gold, what else was on it? ([Exodus 37:25-29](#))
- 20) According to the work of the apothecary the holy anointing oil was made. What was the pure incense made of? ([Exodus 37:29](#))

Note: I pray that these questions have helped your study and understanding of Gods' word in the Bible. Please feel free to pass them on to other people if they have helped you.

Your Brother in Christ,

Frank Rose <http://my-ccm.com/old-testament-questions/questions-about-the-book-of-exodus/>

Question Set B: Exodus 35 (Questions only)

By Erwin DeGraaff

1. 35: 2 Work shall be done for days, but the
..... shall be a
day for you, a of
to the
2. 35: 2 What was the penalty for working on the Sabbath?
(Put to death.)
3. 35: 3 A fire for heating the tent on a very cold day was allowed on the Sabbath.
True or false?
4. 35: 5 What attitude were the people suppose to have when bringing an offering
to the Lord to help gather materials for the tabernacle?
.....
5. 35: 5 What metals had to be donated?
6. 35: 6 What sewing materials and “fabric” was needed?
7. 35: 6,7 What animal products were needed as donations?
8. 35:7-9 What natural products were also needed for the tabernacle? Name 5 and
list how it was to be used.
..... Used for
..... ” ”
..... ” ”
..... ” ”
..... ” ”
9. 35: 10 Who were the people that were to make the articles of the tabernacle?
.....
10. 35:19 The clothing for Aaron and his sons were called the garments of
.....

11. 35:21 The people who brought the Lord's offering for the work of the tabernacle were described in two ways. What were the words used?
.....
12. 35:25 Who spun the blue, purple, scarlet yarn?
13. 35:27 Who brought the onyx stones and the stones for the breastplate?
.....
14. 35:29 The of
brought a offering to the
15. 35:30 Who has the Lord called by name to work on the articles of the tabernacle?
16. 35:30 Who was the father of Bezalel?
17. 35:30 Who was the grandfather of Bezalel?
18. 35:30 Which tribe did Bezalel and his family belong to?
19. 35:31 How did Bezalel know what and how to make articles for the tabernacle?
.....
.....
20. 35:32,33 Name the materials that Bezalel was an expert at working with.
.....
21. 35:34 God also put what ability in Bezalel?
22. 35:34 Who did God also call to do the work on the tabernacle?
23. 35: 34 Who was the father of Aholiab?
24. 35:34 Aholiab belonged to the tribe of Dan. True or false?
25. 35:35 Which three skills are mentioned that God gave to Bezalel and Aholiab?
26. 35:35 What kind of works are Bezalel and Aholiab able to design?

Question Set B: Exodus 35 (Questions and Answers)

By Erwin DeGraaff

1. 35: 2 Work shall be done for (six) days, but the
(seventh) (day) shall be a (holy)
day for you, a (Sabbath) of (rest)
to the (Lord).
2. 35: 2 What was the penalty for working on the Sabbath?
(Put to death.)
3. 35: 3 A fire for heating the tent on a very cold day was allowed on the Sabbath.
True or false? (F, kindle no fire throughout your
dwellings.)
4. 35: 5 What attitude were the people suppose to have when bringing an offering
to the Lord to help gather materials for the tabernacle?
..... (A willing heart.)
5. 35: 5 What metals had to be donated?
(Gold, silver, bronze)
6. 35: 6 What sewing materials and “fabric” was needed?
..... (blue, purple, scarlet
thread, fine linen)
7. 35: 6,7 What animal products were needed as donations?
.....
(goats’ hair, ram skins dyed red, badger skins)
8. 35:7-9 What natural products were also needed for the tabernacle?
.....
(oil - for the light
spices - for anointing oil and sweet incense
acacia wood
onyx stones – for the ephod
stones - for the breastplate)
9. 35: 10 Who were the people that were to make the articles of the tabernacle?
..... (Gifted artisans)

10. 35:19 The clothing for Aaron and his sons were called the garments of (ministry)
11. 35:21 The people who brought the Lord's offering for the work of the tabernacle were described in two ways. What were the words used?
(whose heart was stirred; whose spirit was willing)
12. 35:25 Who spun the blue, purple, scarlet yarn?
..... (All the women who were gifted artisans.)
13. 35:27 Who brought the onyx stones and the stones for the breastplate? (The rulers.)
14. 35:29 The (children) of (Israel) brought a (freewill) offering to the (Lord)
15. 35:30 Who has the Lord called by name to work on the articles of the tabernacle? (Bezalel)
16. 35:30 Who was the father of Bezalel? (Uri)
17. 35:30 Who was the grandfather of Bezalel? (Hur)
18. 35:30 Which tribe did Bezalel and his family belong to? (Judah)
19. 35:31 How did Bezalel know what and how to make articles for the tabernacle?
(He was filled with the Spirit of God in wisdom and understanding, in knowledge and all manner of workmanship.)
20. 35:32,33 Name the materials that Bezalel was an expert at working with.
(Gold, silver, bronze, wood, jewels)
21. 35:34 God also put what ability in Bezalel? (to teach)
22. 35:34 Who did God also call to do the work on the tabernacle? (Aholiab)

23. 35: 34 Who was the father of Aholiab? (Ahisamach)
24. 35:34 Aholiab belonged to the tribe of Dan. True or false? (T)
25. 35:35 Which three skills are mentioned that God gave to Bezalel and Aholiab?
(Engraving, designing, tapestry making, weaving)
26. 35:35 What kind of works are Bezalel and Aholiab able to design?
..... (Artistic works)

Question Set B: Exodus 37 (Questions only)

By Erwin DeGraaff

1. 37: 1 Who made the Ark of the Testimony?
2. 37: 1 What was the ark made of and what are its measurements?
3. 37: 2-4 The acacia wood of the ark and the poles were overlaid with
4. 37: 6 What was the size of the mercy seat and its material?
5. 37: 7 What were the cherubim made of? Be specific.
6. 37: 9 The cherubim out their
above, and the
with their They one
another, the of the cherubim were
the
10. 37:10 What were the measurements of the Table for the Showbread?
11. 37:11 What was all around the table?
12. 37:12 How wide was the frame that was all around the table?
13. 37:16 What utensils were on the table and what were they made of?
14. 37:17 Out of how many pieces was the lampstand made?
15. 37:18 How many branches came out of the lampstand – how many on each
side?
16. 37:18 What was on each branch of the lampstand?

17. 37:22 The lampstand was made of one piece of
.....
18. 37:23 Name two of the utensils made for the lampstand.
.....
19. 37:24 How much gold was used for he lampstand and its utensils?
.....
20. 37:25 What were the dimensions of the altar of incense?
.....
21. 37:25 The horns were made of four pieces and attached to the altar at the
four corners. T or F?
22. 37:29 The holy anointing oil and the pure incense contained
23. 37:29 Who made the anointing oil and incense?

Question Set B: Exodus 35 (Questions and Answers)

By Erwin DeGraaff

1. 37: 1 Who made the Ark of the Testimony? (Bezalel)
2. 37: 1 What was the ark made of and what are its measurements?
..... (acacia wood, 2 ½ cubits long and 1 ½ cubits wide and 1 ½ cubit high.)
3. 37: 2-4 The acacia wood of the ark and the poles were overlaid with
..... (pure gold)
4. 37: 6 What was the size of the mercy seat and its material?
..... (2 ½ cubits long and 1 ½ cubit wide, pure gold.)
5. 37: 7 What were the cherubim made of? Be specific.
(Beaten gold, made of one piece)
6. 37: 9 The cherubim (spread) out their(wings)
above, and (covered) the
(mercy seat) with their They (faced)
one another, the (faces) of the cherubim were
(toward) the (mercy seat).
10. 37:10 What were the measurements of the Table for the Showbread?
..... (2 cubits long, 1 cubit wide, 1 ½ cubit high.)
11. 37:11 What was all around the table?(a molding of gold)
12. 37:12 How wide was the frame that was all around the table?
(a handbreadth wide)
13. 37:16 What utensils were on the table and what were they made of?
.....
(dishes, cups, bowls, pitchers, all made of pure gold.)
14. 37:17 Out of how many pieces was the lampstand made? (one)

15. 37:18 How many branches came out of the lampstand – how many on each side? (Six branches, three on each side)
16. 37:18 What was on each branch of the lampstand?
..... (3 bowls made like almond blossoms with an ornamental knob and a flower)
17. 37:22 The lampstand was made of one (hammered) piece of
..... (pure gold)
18. 37:23 Name two of the utensils made for the lampstand.
..... (Wick-trimmers, trays)
19. 37:24 How much gold was used for he lampstand and its utensils?
..... (One talent.)
20. 37:25 What were the dimensions of the altar of incense?
..... (1 cubit long and wide { it was square} and two cubits high.
21. 37:25 The horns were made of four pieces and attached to the altar at the four corners. T or F? (F – all one piece)
22. 37:29 The holy anointing oil and the pure incense contained
(sweet spices).
23. 37:29 Who made the anointing oil and incense?
(The perfumer)



Unit EK

Exodus 35-37

Bill and Shelley Houser

<http://www.ReadyAnswers.org>

Scripture taken from the Reina-Valera 1995 version.

Reina-Valera 95 © Sociedades Biblicas Unidas, 1995. Used by permission.

1

St-Takla.org



El sábado, día santo



Capítulo 35 ¹ Moisés convocó a toda la congregación de los hijos de Israel y les dijo: <<Éstas son las cosas que Jehová ha mandado que se hagan: Éxodo 35 : 1

² Seis días se trabajará,

Éxodo 35 : 2a



pero el día séptimo os será santo, día de descanso para Jehová;

Éxodo 35:2b

4



cualquiera que haga en él algún trabajo, morirá.

Éxodo 35:2c

5



Preserving a fire before Sabbath to avoid any need to kindle one.

³No encenderéis fuego en ninguna de vuestras casas en sábado.>>
Éxodo 35:3

6



La ofrenda para el Tabernáculo

⁴Así habló Moisés a toda la congregación de los hijos de Israel: <<Esto es lo que Jehová ha mandado:
Éxodo 35:4

7




⁵ Tomad de entre vosotros una ofrenda para Jehová; todo generoso de corazón la traerá a Jehová: oro, plata, bronce, Éxodo 35 : 5

⁶ azul, púrpura, carmesí, lino fino,

Éxodo 35 : 6a

8

9



pelo de cabras, ⁷ pieles de carneros teñidas de rojo, pieles de tejones, madera de acacia, Éxodo 35 : 6b-7

⁸ aceite para el alumbrado, especias para el aceite de la unción y para el incienso aromático, Éxodo 35 : 8

10

11



La obra del Tabernáculo

⁹ piedras de ónice y piedras de engaste para el efod y para el pectoral. Éxodo 35 : 9

¹⁰ >> Todo sabio de corazón de entre vosotros vendrá y hará todas las cosas que Jehová ha mandado: Éxodo 35 : 10

12

13



¹¹ el Tabernáculo, su tienda, su cubierta, sus corchetes, Éxodo 35 : 11a

sus tablas, sus barras,

Éxodo 35 : 11b

14

15



sus columnas y sus basas;

Éxodo 35 : 11c

¹²el Arca y sus varas, el propiciatorio, el velo de la tienda;
Éxodo 35 : 12

16

17



¹³la mesa con sus varas y todos sus utensilios, y el pan de la proposición;

Éxodo 35 : 13

¹⁴el candelabro del alumbrado y sus utensilios, sus lámparas, y el aceite para el alumbrado;

Éxodo 35 : 14

18

19



15 el altar del incienso y sus varas, el aceite de la unción, el incienso aromático, la cortina de la puerta para la entrada del Tabernáculo; Éxodo 35 : 15

16 el altar del holocausto, su enrejado de bronce y sus varas, y todos sus utensilios, y la fuente con su base; Éxodo 35 : 16

20

21



17 las cortinas del atrio, sus columnas y sus basas, la cortina de la puerta del atrio; Éxodo 35 : 17

18 las estacas del Tabernáculo, y las estacas del atrio y sus cuerdas; Éxodo 35 : 18

22

23



Picture used with permission:(c)2006 www.TheGloryStory.com

El pueblo trae la ofrenda

19 las vestiduras del servicio para ministrar en el santuario, las sagradas vestiduras de Aarón, el sacerdote, y las vestiduras de sus hijos para servir en el sacerdocio.>> Éxodo 35 : 19

20 Entonces salió toda la congregación de los hijos de Israel de delante de Moisés. Éxodo 35 : 20

24

25



21 Todo aquel a quien su corazón impulsó, y todo aquel a quien su espíritu le dio voluntad, trajo una ofrenda a Jehová para la obra del Tabernáculo de reunión, para toda su obra y para las sagradas vestiduras. Éxodo 35 : 21

22 Vinieron tanto hombres como mujeres, todos de corazón generoso, y trajeron cadenas, zarcillos, anillos, brazaletes y toda clase de joyas de oro; todos presentaban una ofrenda de oro a Jehová. Éxodo 35 : 22

26

27



²³ Todo hombre que tenía azul, púrpura, carmesí, lino fino, Éxodo 35 : 23a

pelo de cabras, pieles de carneros teñidas de rojo, o pieles de tejones, lo traía. ²⁴ Todo el que ofrecía una ofrenda de plata o de bronce, traía a Jehová la ofrenda; Éxodo 35 : 23b-24a

28

29



y todo el que tenía madera de acacia, la traía para toda la obra del servicio. Éxodo 35 : 24b

²⁵ Además, todas las mujeres sabias de corazón hilaban con sus manos, y traían lo que habían hilado: azul, púrpura, carmesí o lino fino. Éxodo 35 : 25

30

31



26 Y todas las mujeres cuyo corazón las impulsó, hilaron hábilmente pelo de cabra.


Éxodo 35 : 26

27 Los príncipes trajeron piedras de ónice y las piedras de los engastes para el efod y el pectoral,

Éxodo 35 : 27

32

33



28 las especias aromáticas y el aceite para el alumbrado, para la unción y para el incienso aromático.

Éxodo 35 : 28

29 De los hijos de Israel, tanto hombres como mujeres, todos los que tuvieron corazón generoso para traer algo a la obra que Jehová había mandado por medio de Moisés que hicieran, trajeron ofrenda voluntaria a Jehová.

Éxodo 35 : 29

34

35



St-Takla.org

Llamamiento de Bezaleel y de Aholiab

³⁰Entonces Moisés dijo a los hijos de Israel: <<Mirad, Jehová ha nombrado a Bezaleel hijo de Uri hijo de Hur, de la tribu de Judá,

Éxodo 35 : 30

³¹y lo ha llenado del espíritu de Dios, en sabiduría, en inteligencia, en ciencia y en todo arte,

Éxodo 35 : 31

36

37



Master Wood Carver Alexander Grabovetskiy at Work

³²para proyectar diseños, para trabajar en oro, en plata y en bronce,

Éxodo 35 : 32

³³en la talla de piedras de engaste y en obra de madera, para trabajar en toda labor ingeniosa.

Éxodo 35 : 33

38

39



St-Takla.org

34 Ha puesto en su corazón el don de enseñar,
Éxodo 35 : 34a

40

tanto a él como a Aholiab hijo de Ahisamac, de la tribu de
Dan,
Éxodo 35 : 34b

41



35 y los ha llenado de habilidades para que hagan toda obra
de arte y de invención,
Éxodo 35 : 35a

42



de bordado en azul, en púrpura, en carmesí, en lino fino
Éxodo 35 : 35b

43



y en telar, para que hagan toda labor e inventen todo diseño.

Éxodo 35:35c


44



Capítulo 36¹ >> Así, pues, Bezaleel y Aholiab, y todo hombre de talento a quien Jehová haya dado sabiduría e inteligencia para saber hacer toda la obra del servicio del santuario, harán todas las cosas que ha mandado Jehová.>>

Éxodo 36:1

45



Moisés suspende la ofrenda del pueblo

² Moisés llamó a Bezaleel, a Aholiab y a todo hombre de talento en cuyo corazón había puesto Jehová sabiduría, todo hombre a quien su corazón le movió a venir a la obra para trabajar en ella.

Éxodo 36:2

46



³ Ellos recibieron de Moisés todas las ofrendas que los hijos de Israel habían traído para la obra del servicio del santuario, a fin de hacerla. Y ellos seguían trayéndole ofrendas voluntarias cada mañana.

Éxodo 36:3

47




⁴Tanto, que todos los maestros que hacían la obra del santuario, dejaron el trabajo que cada uno hacía, ⁵y fueron a decirle a Moisés: <<El pueblo trae mucho más de lo que se necesita para la obra que Jehová ha mandado que se haga.>> Éxodo 36 : 4-5

48

⁶Entonces Moisés mandó pregonar por el campamento: <<Ningún hombre ni mujer haga más labores para la ofrenda del santuario.>> Así se le impidió al pueblo ofrecer más, Éxodo 36 : 6

49



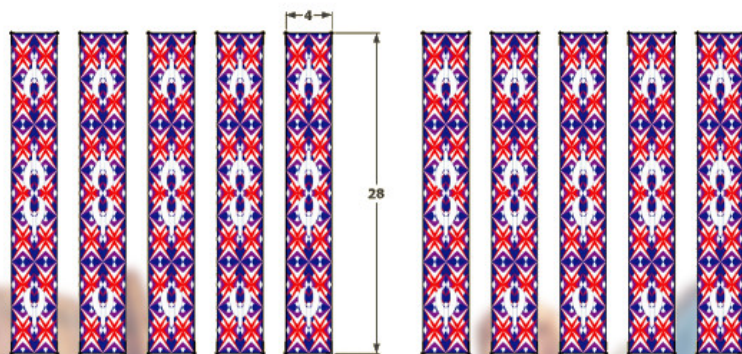
Construcción del Tabernáculo: Varias representaciones artísticas.

⁷pues tenían material abundante para hacer toda la obra, y aún sobraba. Éxodo 36 : 7

50

⁸Los más hábiles de entre todos los que realizaban la obra, hicieron el Tabernáculo de diez cortinas de lino torcido, azul, púrpura y carmesí; Éxodo 36 : 8a

51



Cherubim depictions vary, also. Ezekiel chapter 1 and 10 describe cherubim.

las hicieron con querubines de obra primorosa.



Éxodo 36:8b

⁹La longitud de una cortina era de veintiocho codos, y la anchura de cuatro codos. Todas las cortinas tenían la misma medida.

Éxodo 36:9

52

53



¹⁰Unieron entre sí cinco de las cortinas, y lo mismo hicieron con las otras cinco cortinas.



Éxodo 36:10

¹¹Luego pusieron lazadas azules en la orilla de la cortina que estaba al extremo de la primera serie, y lo mismo hicieron en la orilla de la cortina final de la segunda serie.

Éxodo 36:11

54

55





¹² Cincuenta lazadas pusieron en la primera cortina, y otras cincuenta en la orilla de la cortina de la segunda serie; las lazadas de cada una se correspondían con las de la otra.
Éxodo 36:12

¹³ Hicieron también cincuenta corchetes de oro, con los cuales enlazaron las cortinas una con otra, y así el Tabernáculo formó un todo.
Éxodo 36:13

56

57




¹⁴ Hizo cortinas de pelo de cabra para una tienda que cubriera el Tabernáculo; once cortinas hizo.
Éxodo 36:14

¹⁵ La longitud de cada cortina era de treinta codos, y la anchura de cuatro codos; las once cortinas tenían una misma medida.
Éxodo 36:15

58


59



¹⁶Y unió cinco de las cortinas aparte, y las otras seis cortinas aparte.

Éxodo 36:16


60



¹⁷Hizo además cincuenta lazadas en la orilla de la cortina que estaba al extremo de la primera serie, y otras cincuenta lazadas en la orilla de la cortina final de la segunda serie.

Éxodo 36:17


61



¹⁸También hizo cincuenta corchetes de bronce para enlazar la tienda,

Éxodo 36:18a

62



de modo que formara un todo.

Éxodo 36:18b

63




¹⁹ Para la tienda hizo una cubierta de pieles de carnero teñidas de rojo, Éxodo 36 : 19a

y otra cubierta de pieles de tejones encima. Éxodo 36 : 19b

64

65






²⁰ Además, hizo de madera de acacia las tablas para el Tabernáculo, y las puso derechas. Éxodo 36 : 20

²¹ La longitud de cada tabla era de diez codos, y de codo y medio la anchura. Éxodo 36 : 21

66

67



²² Cada tabla tenía dos espigas, para unir las una con otra; así hizo todas las tablas del Tabernáculo. Éxodo 36 : 22

²³ Hizo, pues, las tablas para el Tabernáculo: veinte tablas para el lado sur. Éxodo 36 : 23

68

69




²⁴ Hizo también cuarenta basas de plata debajo de las veinte tablas: dos basas debajo de una tabla para sus dos espigas, y dos basas debajo de otra tabla para sus dos espigas. Éxodo 36 : 24

²⁵ Y para el otro lado del Tabernáculo, al lado norte, hizo otras veinte tablas, ²⁶ con sus cuarenta basas de plata: dos basas debajo de una tabla, y dos basas debajo de otra tabla. Éxodo 36 : 25-26

70

71



27 Y para el lado occidental del Tabernáculo hizo seis tablas. Éxodo 36 : 27

72



28 Para las esquinas del Tabernáculo, en los dos lados, hizo dos tablas, Éxodo 36 : 28

73



29 las cuales se unían desde abajo, Éxodo 36 : 29a

74



y por arriba se ajustaban con un gozne; así hizo a la una y a la otra en las dos esquinas. Éxodo 36 : 29b


75



30 Eran, pues, ocho tablas, y sus basas de plata dieciséis: dos basas debajo de cada tabla. Éxodo 36 : 30




31 Hizo también las barras de madera de acacia: cinco para las tablas de un lado del Tabernáculo, Éxodo 36 : 31



32 cinco barras para las tablas del otro lado del Tabernáculo Éxodo 36 : 32a




y cinco barras para las tablas del lado posterior del Tabernáculo, hacia el occidente. Éxodo 36 : 32b




33 E hizo que la barra pasara por en medio de las tablas de un extremo al otro. Éxodo 36 : 33

80



34 Recubrió de oro las tablas Éxodo 36 : 34a

81



y les hizo argollas de oro para pasar por ellas las barras; también recubrió de oro las barras. Éxodo 36 : 34b

82



35 Hizo asimismo el velo de azul, púrpura, carmesí y lino torcido; lo hizo con querubines de obra primorosa. Éxodo 36 : 35

83




³⁶ Para colgarlo, hizo cuatro columnas de madera de acacia
Éxodo 36 : 36a

y las recubrió de oro. Sus capiteles eran también de oro;
Éxodo 36 : 36b

84

85




y fundió para ellas cuatro basas de plata.

Éxodo 36 : 36c

³⁷ Hizo también el velo para la puerta del Tabernáculo, de azul, púrpura, carmesí y lino torcido, obra de recamador,
Éxodo 36 : 37

86

87



38 con sus cinco columnas y sus capiteles.

Éxodo 36 : 38a

Recubrió de oro los capiteles y las molduras,

Éxodo 36 : 38b



Photo by Eelco Kruidenier


Mobiliario del Tabernáculo

e hizo de bronce sus cinco basas.

Éxodo 36 : 38c

Capítulo 37¹ Hizo también Bezaleel el Arca de madera de acacia; su longitud era de dos codos y medio, su anchura de codo y medio y su altura de codo y medio.

Éxodo 37 : 1




⁵Y metió las varas por las argollas a los lados del Arca, para transportar el Arca. Éxodo 37:5

96

⁶Hizo asimismo el propiciatorio de oro puro, de dos codos y medio de largo y codo y medio de ancho. Éxodo 37:6

97




⁷Hizo también los dos querubines de oro, labrados a martillo, en los dos extremos del propiciatorio. Éxodo 37:7

98

⁸Un querubín a un extremo y otro querubín al otro extremo; de una pieza con el propiciatorio hizo los querubines en sus dos extremos. Éxodo 37:8

Éxodo 37:8

99




Making the Table for the Showbread

⁹ Los querubines tenían sus alas extendidas por encima, y con ellas cubrían el propiciatorio; colocados uno frente al otro, sus rostros miraban hacia el propiciatorio.
Éxodo 37:9

¹⁰ Hizo también la mesa de madera de acacia, de dos codos de largo, un codo de ancho y codo y medio de altura,
Éxodo 37:10

100

101






¹¹ la recubrió de oro puro y le hizo una cornisa de oro alrededor.
Éxodo 37:11

¹² Hizo también en torno a ella una moldura de un palmo menor de ancho, e hizo una cornisa de oro alrededor de la moldura.
Éxodo 37:12

102

103





¹³Le hizo asimismo cuatro argollas de oro de fundición, y las puso en las cuatro esquinas que correspondían a las cuatro patas de ella. Éxodo 37 : 13

¹⁴Debajo de la moldura estaban las argollas, por las cuales se metían las varas para llevar la mesa. Éxodo 37 : 14

104

105



¹⁵Hizo las varas de madera de acacia para llevar la mesa y las recubrió de oro. Éxodo 37 : 15

¹⁶También hizo de oro fino los utensilios que habían de estar sobre la mesa: platos, cucharas, cubiertos y los tazones con que se había de libar. Éxodo 37 : 16

106

107



Making the Gold Lampstand

¹⁷ Hizo asimismo el candelabro de oro puro, labrado a martillo; su pie, su caña, sus copas, sus manzanas y sus flores eran de lo mismo. Éxodo 37 : 17

¹⁸ De sus lados salían seis brazos: tres brazos de un lado del candelabro y otros tres brazos del otro lado del candelabro. Éxodo 37 : 18

108

109

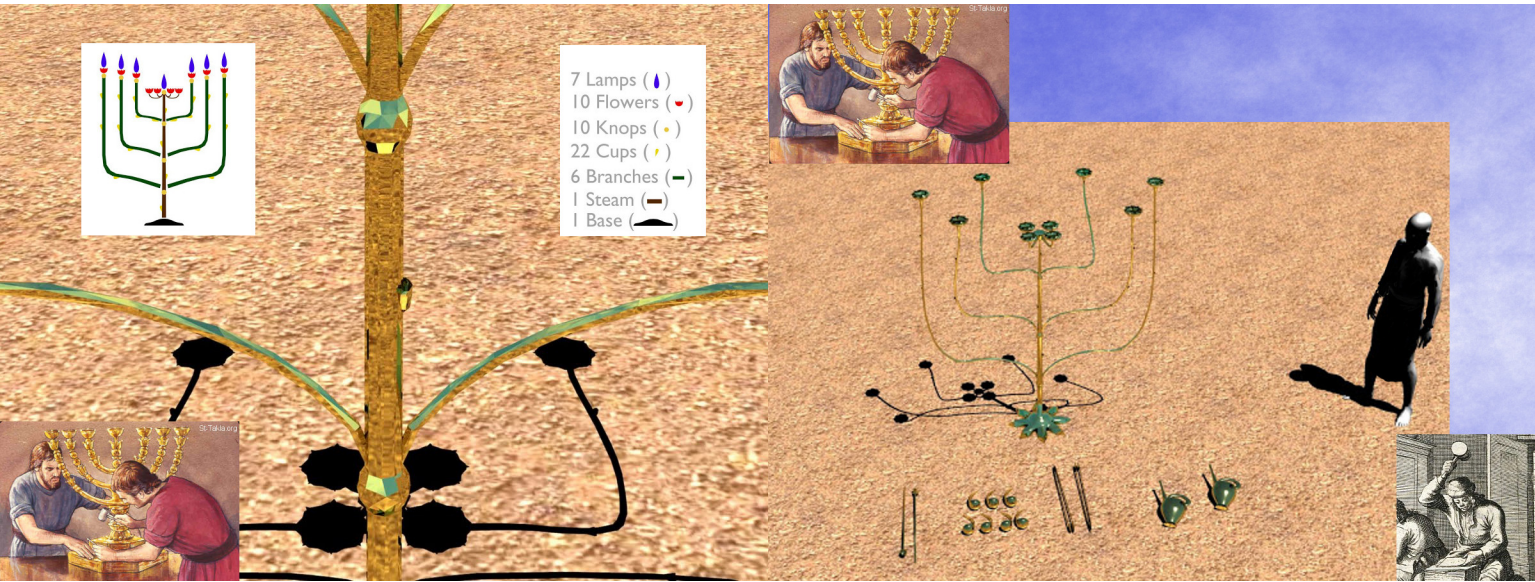


¹⁹ En un brazo había tres copas en forma de flor de almendro, una manzana y una flor, y en el otro brazo había tres copas en forma de flor de almendro, una manzana y una flor; así en los seis brazos que salían del candelabro. Éxodo 37 : 19

²⁰ También en la caña del candelabro había cuatro copas en forma de flor de almendro, con sus manzanas y sus flores: Éxodo 37 : 20

110

111




²¹una manzana debajo de dos brazos del candelabro, otra manzana debajo de los siguientes dos brazos del candelabro, otra manzana debajo de los siguientes dos brazos, conforme a los seis brazos que salen de él.
Éxodo 37 : 21

112

²²Las manzanas y los brazos formaban con el candelabro una sola pieza de oro puro labrada a martillo.
Éxodo 37 : 22

113



²³Hizo asimismo de oro puro sus siete lámparas, sus despabiladeras y sus platillos.
Éxodo 37 : 23

114

Estimates for the talent was 30.0 kg or 960 Troy ounces. Value on September 15, 2015 was \$1,060,800 USD.

²⁴De un talento de oro puro lo hizo, con todos sus utensilios.
Éxodo 37 : 24

115



Making the Altar of Incense


²⁵ Hizo también de madera de acacia el altar del incienso, de un codo de largo y un codo de ancho, cuadrado, y de dos codos de altura. Sus cuernos formaban una sola pieza con él. Éxodo 37 : 25

116

²⁶ Recubrió de oro puro su cubierta, sus lados y sus cuernos, y le hizo una cornisa de oro alrededor. Éxodo 37 : 26

Éxodo 37 : 26

117



²⁷ Le hizo también dos argollas de oro debajo de la cornisa en las dos esquinas a los dos lados, para meter por ellas las varas con que había de ser conducido. Éxodo 37 : 27

118

²⁸ Hizo las varas de madera de acacia y las recubrió de oro. Éxodo 37 : 28

Éxodo 37 : 28

119



Making the Anointing Oil and the Incense

²⁹ Hizo asimismo el aceite santo de la unción y el incienso puro, aromático, según el arte del perfumador.

Éxodo 37 : 29



Unit EK

Exodus 35-37

Bill and Shelley Houser

<http://www.ReadyAnswers.org>

Scripture taken from the Louis Segond (LSG) translation.

1

St-Takla.org



Sabbath Regulations



Chapitre 35 ¹ Moïse convoqua toute l'assemblée des enfants d'Israël, et leur dit: Voici les choses que l'Éternel ordonne de faire. Exode 35 : 1

² On travaillera six jours;

Exode 35 : 2a



mais le septième jour sera pour vous une chose sainte; c'est le sabbat, le jour du repos, consacré à l'Éternel.

Exode 35 : 2b

4



Celui qui fera quelque ouvrage ce jour-là, sera puni de mort.

Exode 35 : 2c


5



Preserving a fire before Sabbath to avoid any need to kindle one.

³Vous n'allumerez point de feu, dans aucune de vos demeures, le jour du sabbat.
Exode 35 : 3

6



Offerings for the Tabernacle

⁴Moïse parla à toute l'assemblée des enfants d'Israël, et dit: Voici ce que l'Éternel a ordonné.
Exode 35 : 4

7



⁵Prenez sur ce qui vous appartient une offrande pour l'Éternel. Tout homme dont le coeur est bien disposé apportera en offrande à l'Éternel: de l'or, de l'argent et de l'airain;
Exode 35 : 5

⁶des étoffes teintes en bleu, en pourpre, en cramoisi, du fin lin
Exode 35 : 6a

8

9



et du poil de chèvre; ⁷des peaux de béliers teintes en rouge et des peaux de dauphins; du bois d'acacia;
Exode 35 : 6b-7

⁸de l'huile pour le chandelier, des aromates pour l'huile d'onction et pour le parfum odoriférant;
Exode 35 : 8

10

11



Articles of the Tabernacle

⁹ des pierres d'onyx et d'autres pierres pour la garniture de l'éphod et du pectoral.
Exode 35 : 9

¹⁰ Que tous ceux d'entre vous qui ont de l'habileté viennent et exécutent tout ce que l'Éternel a ordonné:
Exode 35 : 10

12

13



¹¹ le tabernacle, sa tente et sa couverture, ses agrafes,
Exode 35 : 11a

ses planches, ses barres,

Exode 35 : 11b

14

15



ses colonnes et ses bases;

Exode 35 : 11c

¹²l'arche et ses barres, le propitiatoire, et le voile pour couvrir l'arche;

Exode 35 : 12

16

17



¹³la table et ses barres, et tous ses ustensiles, et les pains de proposition;

Exode 35 : 13

¹⁴le chandelier et ses ustensiles, ses lampes, et l'huile pour le chandelier;

Exode 35 : 14

18

19



15 l'autel des parfums et ses barres, l'huile d'onction et le parfum odoriférant, et le rideau de la porte pour l'entrée du tabernacle;
Exode 35 : 15

16 l'autel des holocaustes, sa grille d'airain, ses barres, et tous ses ustensiles; la cuve avec sa base; Exode 35 : 16

20

21




17 les toiles du parvis, ses colonnes, ses bases, et le rideau de la porte du parvis;
Exode 35 : 17

18 les pieux du tabernacle, les pieux du parvis, et leurs cordages; les vêtements d'office pour le service dans le sanctuaire,
Exode 35 : 18

22

23



Picture used with permission:(c)2006 www.TheGloryStory.com

The Tabernacle Offerings Presented

19 les vêtements sacrés pour le sacrificateur Aaron, et les vêtements de ses fils pour les fonctions du sacerdoce. Exode 35 : 19

20 Toute l'assemblée des enfants d'Israël sortit de la présence de Moïse. Exode 35 : 20

24

25



21 Tous ceux qui furent entraînés par le coeur et animés de bonne volonté vinrent et apportèrent une offrande à l'Éternel pour l'oeuvre de la tente d'assignation, pour tout son service, et pour les vêtements sacrés. Exode 35 : 21

22 Les hommes vinrent aussi bien que les femmes; tous ceux dont le coeur était bien disposé apportèrent des boucles, des anneaux, des bagues, des bracelets, toutes sortes d'objets d'or; chacun présenta l'offrande d'or qu'il avait consacrée à l'Éternel. Exode 35 : 22

26

27



23 Tous ceux qui avaient des étoffes teintes en bleu, en pourpre, en cramoisi, du fin lin

Exode 35 : 23a

et du poil de chèvre, des peaux de béliers teintes en rouge et des peaux de dauphins, les apportèrent. 24 Tous ceux qui présentèrent par élévation une offrande d'argent et d'airain apportèrent l'offrande à l'Éternel.

Exode 35 : 23b-24a

28

29



Tous ceux qui avaient du bois d'acacia pour les ouvrages destinés au service, l'apportèrent.

Exode 35 : 24b



25 Toutes les femmes qui avaient de l'habileté filèrent de leurs mains, et elles apportèrent leur ouvrage, des fils teints en bleu, en pourpre, en cramoisi, et du fin lin.

Exode 35 : 25

30

31




26 Toutes les femmes dont le coeur était bien disposé, et qui avaient de l'habileté, filèrent du poil de chèvre.
Exode 35 : 26

27 Les principaux du peuple apportèrent des pierres d'onyx et d'autres pierres pour la garniture de l'éphod et du pectoral;
Exode 35 : 27



28 des aromates et de l'huile pour le chandelier, pour l'huile d'onction et pour le parfum odoriférant.
Exode 35 : 28



29 Tous les enfants d'Israël, hommes et femmes, dont le coeur était disposé à contribuer pour l'oeuvre que l'Éternel avait ordonnée par Moïse, apportèrent des offrandes volontaires à l'Éternel.
Exode 35 : 29



St-Takla.org

The Artisans Called by God



³⁰ Moïse dit aux enfants d'Israël: Sachez que l'Éternel a choisi Betsaleel, fils d'Uri, fils de Hur, de la tribu de Juda.
Exode 35 : 30

³¹ Il l'a rempli de l'Esprit de Dieu, de sagesse, d'intelligence, et de savoir pour toutes sortes d'ouvrages.
Exode 35 : 31

36

37



³² Il l'a rendu capable de faire des inventions, de travailler l'or, l'argent et l'airain,
Exode 35 : 32



Master Wood Carver Alexander Grabovetskiy at Work

³³ de graver les pierres à enchâsser, de travailler le bois, et d'exécuter toute sortes d'ouvrages d'art.
Exode 35 : 33

38

39



St-Takla.org

³⁴ Il lui a accordé aussi le don d'enseigner,
Exode 35 : 34a

de même qu'à Oholiab, fils d'Ahisamac, de la tribu de Dan.
Exode 35 : 34b

40

41



Engraved Saxophone: Henri Selmer, Paris



³⁵ Il les a remplis d'intelligence, pour exécuter tous les
ouvrages de sculpture et d'art,
Exode 35 : 35a

pour broder et tisser les étoffes teintées en bleu, en pourpre,
en cramoisi, et le fin lin,
Exode 35 : 35b

42

43



pour faire toute espèce de travaux et d'inventions.

Exode 35 : 35c


44



Chapitre 36¹Betsaleel, Oholiab, et tous les hommes habiles, en qui l'Éternel avait mis de la sagesse et de l'intelligence pour savoir et pour faire, exécutèrent les ouvrages destinés au service du sanctuaire, selon tout ce que l'Éternel avait ordonné.

Exode 36 : 1

45



The People Give More than Enough

²Moïse appela Betsaleel, Oholiab, et tous les hommes habiles dans l'esprit desquels l'Éternel avait mis de l'intelligence, tous ceux dont le coeur était disposé à s'appliquer à l'oeuvre pour l'exécuter.

Exode 36 : 2

46



³Ils prirent devant Moïse toutes les offrandes qu'avaient apportées les enfants d'Israël pour faire les ouvrages destinés au service du sanctuaire. Chaque matin, on apportait encore à Moïse des offrandes volontaires.

Exode 36 : 3

47




⁴ Alors tous les hommes habiles, occupés à tous les travaux du sanctuaire, quittèrent chacun l'ouvrage qu'ils faisaient, ⁵ et vinrent dire à Moïse: Le peuple apporte beaucoup plus qu'il ne faut pour exécuter les ouvrages que l'Éternel a ordonné de faire. Exode 36 : 4-5

48

⁶ Moïse fit publier dans le camp que personne, homme ou femme, ne s'occupât plus d'offrandes pour le sanctuaire. On empêcha ainsi le peuple d'en apporter. Exode 36 : 6

49



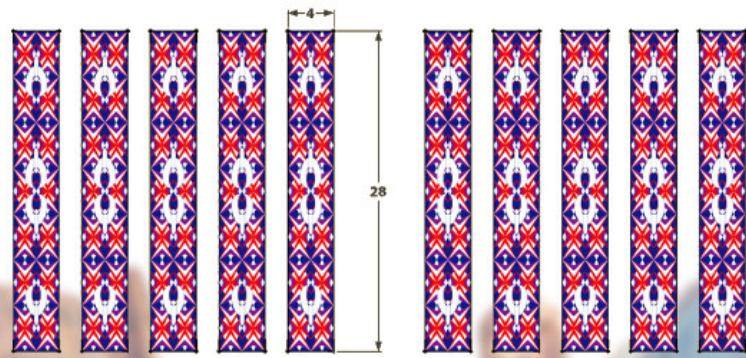
Building the Tabernacle: Various artistic representations.

⁷ Les objets préparés suffisaient, et au delà, pour tous les ouvrages à faire. Exode 36 : 7

50

⁸ Tous les hommes habiles, qui travaillèrent à l'oeuvre, firent le tabernacle avec dix tapis de fin lin retors et de fil bleu, pourpre et cramoisi; Exode 36 : 8a

51



Cherubim depictions vary, also. Ezekiel chapter 1 and 10 describe cherubim.

on y représenta des chérubins artistement travaillés.



Exode 36 : 8b

⁹ La longueur d'un tapis était de vingt-huit coudées; et la largeur d'un tapis était de quatre coudées; la mesure était la même pour tous les tapis.

Exode 36 : 9

52

53



¹⁰ Cinq de ces tapis furent joints ensemble; les cinq autres furent aussi joints ensemble.



Exode 36 : 10

¹¹ On fit des lacets bleus au bord du tapis terminant le premier assemblage; on fit de même au bord du tapis terminant le second assemblage.

Exode 36 : 11

54

55





¹²On mit cinquante lacets au premier tapis, et l'on mit cinquante lacets au bord du tapis terminant le second assemblage; ces lacets se correspondaient les uns aux autres. Exode 36 : 12

¹³On fit cinquante agrafes d'or, et l'on joignit les tapis l'un à l'autre avec les agrafes. Et le tabernacle forma un tout. Exode 36 : 13

56

57




¹⁴On fit des tapis de poil de chèvre, pour servir de tente sur le tabernacle; on fit onze de ces tapis. Exode 36 : 14

¹⁵La longueur d'un tapis était de trente coudées, et la largeur d'un tapis était de quatre coudées; la mesure était la même pour les onze tapis. Exode 36 : 15


58

59




16 On joignit séparément cinq de ces tapis, et les six autres séparément.
Exode 36 : 16

60




17 On mit cinquante lacets au bord du tapis terminant un assemblage, et l'on mit cinquante lacets au bord du tapis du second assemblage.
Exode 36 : 17

61



18 On fit cinquante agrafes d'airain, pour assembler la tente,
Exode 36 : 18a

62



afin qu'elle formât un tout.

Exode 36 : 18b

63




¹⁹ On fit pour la tente une couverture de peaux de bœliers teintes en rouge,
Exode 36 : 19a

et une couverture de peaux de dauphins, qui devait être mise par-dessus.
Exode 36 : 19b

64

65



²⁰ On fit les planches pour le tabernacle; elles étaient de bois d'acacia, placées debout.
Exode 36 : 20

²¹ La longueur d'une planche était de dix coudées, et la largeur d'une planche était d'une coudée et demie.
Exode 36 : 21

66

67



²² Il y avait pour chaque planche deux tenons, joints l'un à l'autre; l'on fit de même pour toutes les planches du tabernacle.
Exode 36 : 22

²³ On fit vingt planches pour le tabernacle, du côté du midi.
Exode 36 : 23

68

69




²⁴ On mit quarante bases d'argent sous les vingt planches, deux bases sous chaque planche pour ses deux tenons.
Exode 36 : 24

²⁵ On fit vingt planches pour le second côté du tabernacle, le côté du nord, ²⁶et leur quarante bases d'argent, deux bases sous chaque planche.
Exode 36 : 25-26

70

71



27 On fit six planches pour le fond du tabernacle, du côté de l'occident.
Exode 36 : 27

72



28 On fit deux planches pour les angles du tabernacle dans le fond;
Exode 36 : 28

73




29 elles étaient doubles depuis le bas
Exode 36 : 29a

74



et bien liées à leur sommet par un anneau; on fit de même pour toutes aux deux angles.
Exode 36 : 29b

75



St-Takla.org


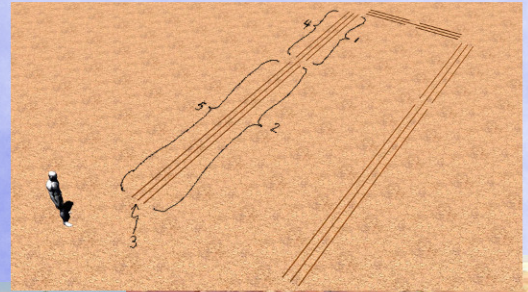


Photo by Eelco Kruidenier



St-Takla.org



30 Il y avait ainsi huit planches, avec leurs bases d'argent, soit seize bases, deux bases sous chaque planche.

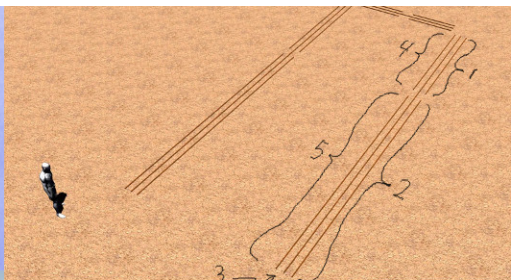
Exode 36 : 30

31 On fit cinq barres de bois d'acacia pour les planches de l'un des côtés du tabernacle,



Exode 36 : 31

76

77



St-Takla.org



St-Takla.org



32 cinq barres pour les planches du second côté du tabernacle,


Exode 36 : 32a

et cinq barres pour les planches du côté du tabernacle formant le fond vers l'occident;

Exode 36 : 32b


78

79



33 on fit la barre du milieu pour traverser les planches d'une extrémité à l'autre. Exode 36 : 33


80



34 On couvrit d'or les planches,

Exode 36 : 34a

81



et l'on fit d'or leurs anneaux pour recevoir les barres, et l'on couvrit d'or les barres. Exode 36 : 34b

82



35 On fit le voile de fil bleu, pourpre et cramoisi, et de fin lin retors; on le fit artistement travaillé, et l'on y représenta des chérubins. Exode 36 : 35

83



³⁶ On fit pour lui quatre colonnes d'acacia,
Exode 36 : 36a

et on les couvrit d'or; elles avaient des crochets d'or,
Exode 36 : 36b

84

85





Photo by Eelco Kruidenier

et l'on fondit pour elles quatre bases d'argent.
Exode 36 : 36c

³⁷ On fit pour l'entrée de la tente un rideau de fil bleu,
pourpre et cramoisi, et de fin lin retors; c'était un ouvrage
de broderie.
Exode 36 : 37

86

87



38 On fit ses cinq colonnes et leurs crochets,
Exode 36 : 38a

et l'on couvrit d'or leurs chapiteaux et leurs tringles;
Exode 36 : 38b

88

89



Photo by Eelco Kruidenier


Making the Ark of the Testimony

leurs cinq bases étaient d'airain.
Exode 36 : 38c

Chapitre 37¹ Betsaleel fit l'arche de bois d'acacia; sa longueur était de deux coudées et demie, sa largeur d'une coudée et demie, et sa hauteur d'une coudée et demie.
Exode 37 : 1

90

91




²Il la couvrit d'or pur en dedans et en dehors,
Exode 37 : 2a

et il y fit une bordure d'or tout autour. Exode 37 : 2b

92

93




³Il fondit pour elle quatre anneaux d'or, qu'il mit à ses quatre coins, deux anneaux d'un côté et deux anneaux de l'autre côté.
Exode 37 : 3

⁴Il fit des barres de bois d'acacia, et les couvrit d'or.
Exode 37 : 4

94

95




⁵Il passa les barres dans les anneaux sur les côtés de l'arche, pour porter l'arche.
Exode 37:5

⁶Il fit un propitiatoire d'or pur; sa longueur était de deux coudées et demie, et sa largeur d'une coudée et demie.
Exode 37:6

96

97

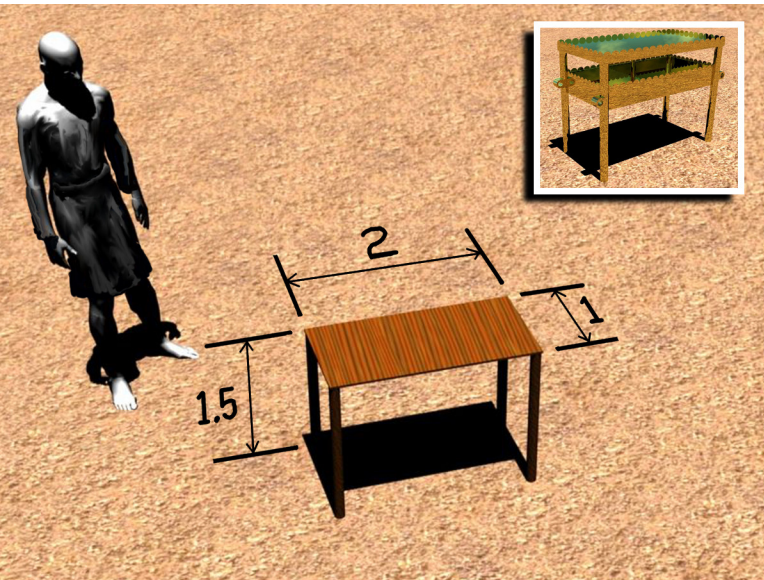



⁷Il fit deux chérubins d'or; il les fit d'or battu, aux deux extrémités du propitiatoire,
Exode 37:7

⁸un chérubin à l'une des extrémités, et un chérubin à l'autre extrémité; il fit les chérubins sortant du propitiatoire à ses deux extrémités.
Exode 37:8

98

99





Making the Table for the Showbread

⁹ Les chérubins étendaient les ailes par-dessus, couvrant de leurs ailes le propitiatoire, et se regardant l'un l'autre; les chérubins avaient la face tournée vers le propitiatoire.
Exode 37 : 9

¹⁰ Il fit la table de bois d'acacia, sa longueur était de deux coudées, sa largeur d'une coudée, et sa hauteur d'une coudée et demie.
Exode 37 : 10

100

101





¹¹ Il la couvrit d'or pur, et il y fit une bordure d'or tout autour.
Exode 37 : 11

¹² Il y fit à l'entour un rebord de quatre doigts, sur lequel il mit une bordure d'or tout autour.
Exode 37 : 12

102

103






¹³ Il fondit pour la table quatre anneaux d'or, et mit les anneaux aux quatre coins, qui étaient à ses quatre pieds.
Exode 37 : 13

¹⁴ Les anneaux étaient près du rebord, et recevaient les barres pour porter la table.
Exode 37 : 14

104

105



¹⁵ Il fit les barres de bois d'acacia, et les couvrit d'or; et elles servaient à porter la table.
Exode 37 : 15

¹⁶ Il fit les ustensiles qu'on devait mettre sur la table, ses plats, ses coupes, ses calices et ses tasses pour servir aux libations; il les fit d'or pur.
Exode 37 : 16

106

107



Making the Gold Lampstand

17 Il fit le chandelier d'or pur; il fit le chandelier d'or battu; son pied, sa tige, ses calices, ses pommes et ses fleurs, étaient d'une même pièce. Exode 37 : 17

108

18 Six branches sortaient de ses côtés, trois branches du chandelier de l'un des côtés, et trois branches du chandelier de l'autre côté. Exode 37 : 18

109

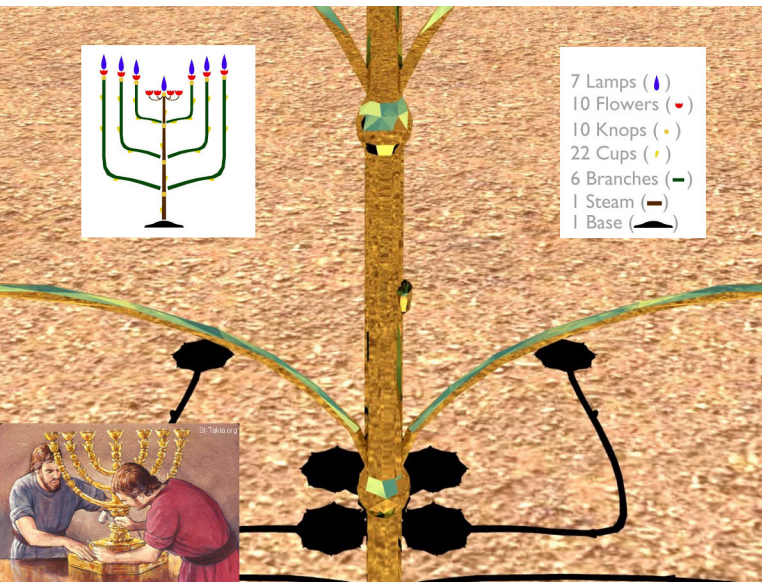


19 Il y avait sur une branche trois calices en forme d'amande, avec pommes et fleurs, et sur une autre branche trois calices en forme d'amande, avec pommes et fleurs; il en était de même pour les six branches sortant du chandelier. Exode 37 : 19

110

20 A la tige du chandelier il y avait quatre calices en forme d'amande, avec leurs pommes et leurs fleurs. Exode 37 : 20

111



²¹ Il y avait une pomme sous deux des branches sortant du chandelier, une pomme sous deux autres branches, et une pomme sous deux autres branches; il en était de même pour les six branches sortant du chandelier.

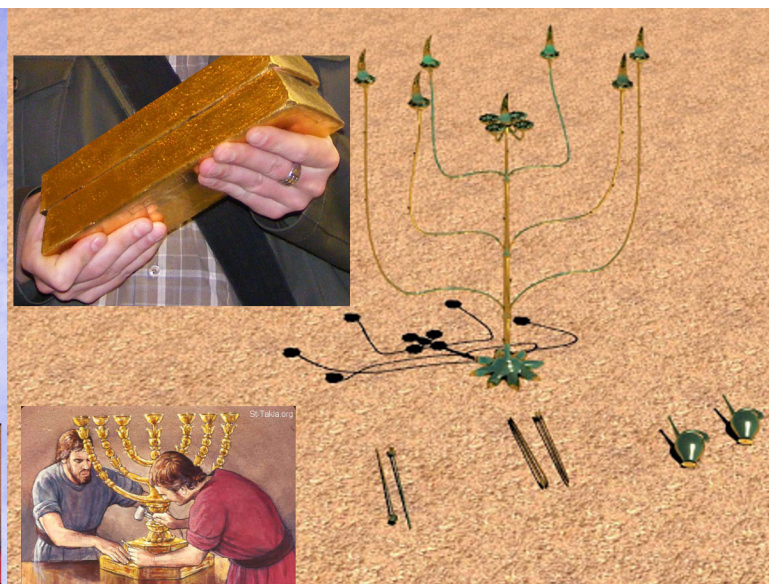

Exode 37 : 21

112

²² Les pommes et les branches du chandelier étaient d'une même pièce; il était tout entier d'or battu, d'or pur.

Exode 37 : 22

113



Estimates for the talent was 30.0 kg or 960 Troy ounces. Value on September 15, 2015 was \$1,060,800 USD.

²³ Il fit ses sept lampes, ses mouchettes et ses vases à cendre d'or pur.


Exode 37 : 23

114

²⁴ Il employa un talent d'or pur, pour faire le chandelier avec tous ses ustensiles.

Exode 37 : 24

115



Making the Altar of Incense

²⁵ Il fit l'autel des parfums de bois d'acacia; sa longueur était d'une coudée et sa largeur d'une coudée; il était carré, et sa hauteur était de deux coudées. Des cornes sortaient de l'autel.


Exode 37 : 25

116

²⁶ Il le couvrit d'or pur, le dessus, les côtés tout autour et les cornes, et il y fit une bordure d'or tout autour.

Exode 37 : 26

117



²⁷ Il fit au-dessous de la bordure deux anneaux d'or aux deux côtés; il en mit aux deux côtés, pour recevoir les barres qui servaient à le porter.

Exode 37 : 27

118

²⁸ Il fit des barres de bois d'acacia, et les couvrit d'or.

Exode 37 : 28

119



Making the Anointing Oil and the Incense

²⁹Il fit l'huile pour l'onction sainte, et le parfum odoriférant, pur, composé selon l'art du parfumeur.

Exode 37 : 29



2 Mose 35

1 Und Mose versammelte die ganze Gemeinde der Kinder Israel und sprach zu ihnen: Das ist's, was der HERR geboten hat, das ihr tun sollt:

2 Sechs Tage sollt ihr arbeiten; den siebenten Tag aber sollt ihr heilig halten als einen Sabbat der Ruhe des HERRN. Wer an dem arbeitet, soll sterben.

3 Ihr sollt kein Feuer anzünden am Sabbattag in allen euren Wohnungen.

4 Und Mose sprach zu der ganzen Gemeinde der Kinder Israel: Das ist's, was der HERR geboten hat:

5 Gebt unter euch ein Heboffer dem HERRN, also daß das Heboffer des HERRN ein jeglicher willig bringe, Gold, Silber, Erz,

6 blauen und roten Purpur, Scharlach, weiße Leinwand und Ziegenhaar,

7 rötliche Widderfelle, Dachsfelle und Akazienholz,

8 Öl zur Lampe und Spezerei zur Salbe und zu gutem Räuchwerk,

9 Onyxsteine und eingefaßte Steine zum Leibrock und zum Amtschild.

10 Und wer unter euch verständig ist, der komme und mache, was der HERR geboten hat:

11 nämlich die Wohnung mit ihrer Hütte und Decke, Haken, Brettern, Riegeln, Säulen und Füßen;

12 die Lade mit ihren Stangen, den Gnadenstuhl und Vorhang;

13 den Tisch mit seinen Stangen und allem seinem Geräte und die Schaubrote;

14 den Leuchter, zu leuchten, und sein Gerät und seine Lampen und das Öl zum Licht;

15 den Räucheraltar mit seinen Stangen, die Salbe und Spezerei zum Räuchwerk; das Tuch vor der Wohnung Tür;

16 den Brandopferaltar mit seinem ehernen Gitter, Stangen und allem seinem Geräte; das Handfaß mit seinem Fuße;

17 den Umhang des Vorhofs mit seinen Säulen und Füßen und das Tuch des Tors am Vorhof;

18 die Nägel der Wohnung und des Vorhofs mit ihren Seilen;

19 die Kleider des Amtes zum Dienst im Heiligen, die heiligen Kleider Aarons, des Priesters, mit den Kleidern seiner Söhne zum Priestertum.

20 Da ging die ganze Gemeinde der Kinder Israel aus von Mose.

21 Und alle, die es gern und willig gaben, kamen und brachten das Hebopfer dem HERRN zum Werk der Hütte des Stifts und zu allem ihren Dienst und zu den heiligen Kleidern.

22 Es brachten aber beide, Mann und Weib, wer's willig tat, Spangen, Ohrringe, Ringe und Geschmeide und allerlei goldenes Gerät. Dazu brachte jedermann Gold zum Webeopfer dem HERRN.

23 Und wer bei sich fand blauen und roten Purpur, Scharlach, weiße Leinwand, Ziegenhaar, rötliche Widderfelle und Dachsfelle, der brachte es.

24 Und wer Silber und Erz hob, der brachte es zur Hebe dem HERRN. Und wer Akazienholz bei sich fand, der brachte es zu allerlei Werk des Gottesdienstes.

25 Und welche verständige Weiber waren, die spannen mit ihren Händen und brachten ihr Gespinnst, blauen und roten Purpur, Scharlach und weiße Leinwand.

26 Und welche Weiber solche Arbeit konnten und willig dazu waren, die spannen Ziegenhaare.

27 Die Fürsten aber brachten Onyxsteine und eingefaßte Steine zum Leibrock und zum Schild

28 und Spezerei und Öl zu den Lichtern und zur Salbe und zum guten Räuchwerk.

29 Also brachte die Kinder Israel willig, beide, Mann und Weib, zu allerlei Werk, das der HERR geboten hatte durch Mose, daß man's machen sollte.

30 Und Mose sprach zu den Kindern Israel: Sehet, der HERR hat mit Namen berufen den Bezaleel, den Sohn Uris, des Sohnes Hur, vom Stamme Juda,

31 und hat ihn erfüllt mit dem Geist Gottes, daß er weise, verständig, geschickt sei zu allerlei Werk,

32 kunstreich zu arbeiten an Gold, Silber und Erz,

33 Edelsteine zu schneiden und einzusetzen, Holz zu zimmern, zu machen allerlei kunstreiche Arbeit.

34 Und hat ihm ins Herz gegeben, zu unterweisen, ihm und Oholiab, dem Sohn Ahisamachs, vom Stamme Dan.

35 Er hat ihr Herz mit Weisheit erfüllt, zu machen allerlei Werk, zu schneiden, zu wirken und zu sticken mit blauem und rotem Purpur, Scharlach und weißer Leinwand, und mit Weben, daß sie machen allerlei Werk und kunstreiche Arbeit erfinden.

2 Mose 36

1 Da arbeiteten Bezaleel und Oholiab und alle weisen Männer, denen der HERR Weisheit und Verstand gegeben hatte, zu wissen, wie sie allerlei Werk machen sollten zum Dienst des Heiligtums, nach allem,

was der HERR geboten hatte.

2 Und Mose berief den Bezaleel und Oholiab und alle weisen Männer, denen der HERR Weisheit gegeben hatte in ihr Herz, alle, die sich freiwillig erbieten und hinzutraten, zu arbeiten an dem Werke.

3 Und sie nahmen zu sich von Mose alle Hebe, die die Kinder Israel brachten zu dem Werke des Dienstes des Heiligtums, daß es gemacht würde. Denn sie brachten alle Morgen ihre willige Gabe zu ihm.

4 Da kamen alle Weisen, die am Werk des Heiligtums arbeiteten, ein jeglicher von seinem Werk, das sie machten,

5 und sprachen zu Mose: Das Volk bringt zu viel, mehr denn zum Werk dieses Dienstes not ist, das der HERR zu machen geboten hat.

6 Da gebot Mose, daß man rufen ließ durchs Lager: Niemand tue mehr zur Hebe des Heiligtums. Da hörte das Volk auf zu bringen.

7 Denn des Dinges war genug zu allerlei Werk, das zu machen war, und noch übrig.

8 Also machten alle weisen Männer unter den Arbeitern am Werk die Wohnung, zehn Teppiche von gezwirnter weißer Leinwand, blauem und rotem Purpur und Scharlach, und Cherubim daran von kunstreicher Arbeit.

9 Die Länge eines Teppichs war achtundzwanzig Ellen und die Breite vier Ellen, und waren alle in einem Maß.

10 Und er fügte je fünf Teppiche zu einem Stück zusammen, einen an den andern.

11 Und machte blaue Schleifen an jegliches Stück am Rande, wo die zwei Stücke sollten zusammengeheftet werden,

12 fünfzig Schleifen an jegliches Stück, daß eine Schleife der anderen gegenüberstünde.

13 Und machte fünfzig goldene Haken und heftete die Teppiche mit den Haken einen an den andern zusammen, daß es eine Wohnung würde.

14 Und er machte elf Teppiche von Ziegenhaaren, zur Hütte über die Wohnung,

15 dreißig Ellen lang und vier Ellen breit, alle in einem Maß.

16 Und fügte ihrer fünf zusammen auf einen Teil und sechs zusammen auf den andern Teil.

17 Und machte fünfzig Schleifen an jegliches Stück am Rande, wo die Stücke sollten zusammengeheftet werden.

18 Und machte je fünfzig ehernen Haken, daß die Hütte damit zusammen in eins gefügt würde.

19 Und machte eine Decke über die Hütte von rötlichen Widderfellen und über die noch eine Decke von Dachsfellen.

20 Und machte Bretter zur Wohnung von Akazienholz, die stehen sollten,

21 ein jegliches zehn Ellen lang und anderthalb Ellen breit

22 und an jeglichem zwei Zapfen, damit eins an das andere gesetzt würde. Also machte er alle Bretter zur Wohnung,

23 daß der Bretter zwanzig gegen Mittag standen.

24 Und machte vierzig silberne Füße darunter, unter jeglich Brett zwei Füße an seine zwei Zapfen.

25 Also zur andern Seite der Wohnung, gegen Mitternacht, machte er auch zwanzig Bretter
26 mit vierzig silbernen Füßen, unter jeglichem Brett zwei Füße.
27 Aber hinten an der Wohnung, gegen Abend, machte er sechs Bretter
28 und zwei andere hinten an den zwei Ecken der Wohnung,
29 daß ein jegliches der beiden sich mit seinem Eckbrett von unten auf gesellte und oben am Haupt
zusammenkäme mit einer Klammer,
30 daß der Bretter acht würden und sechzehn silberne Füße, unter jeglichem zwei Füße.
31 Und er machte Riegel von Akazienholz, fünf zu den Brettern auf der einen Seite der Wohnung
32 und fünf auf der andern Seite und fünf hinten an, gegen Abend.
33 Und machte den mittleren Riegel, daß er mitten an den Brettern hindurchgestoßen würde von einem
Ende zum andern.
34 Und überzog die Bretter mit Gold; aber ihre Ringe machte er von Gold, daß man die Riegel darin
täte, und überzog die Riegel mit Gold.
35 Und machte den Vorhang mit dem Cherubim daran künstlich von blauem und rotem Purpur,
Scharlach und gezwirnter weißer Leinwand.
36 Und machte zu demselben vier Säulen von Akazienholz und überzog sie mit Gold, und ihre Haken
von Gold; und goß dazu vier silberne Füße.
37 Und machte ein Tuch in der Tür der Hütte von blauem und rotem Purpur, Scharlach und gezwirnter
weißer Leinwand, gestickt,
38 und fünf Säulen dazu mit ihren Haken, und überzog ihre Köpfe und Querstäbe mit Gold und fünf
eiserne Füße daran.

2 Mose 37

1 Und Bezaleel machte die Lade von Akazienholz, dritthalb Ellen lang, anderthalb Ellen breit und
hoch,
2 und überzog sie mit feinem Golde inwendig und auswendig und machte ihr einen goldenen Kranz
umher.
3 Und goß vier goldene Ringe an ihre vier Ecken, auf jeglicher Seite zwei.
4 Und machte Stangen von Akazienholz und überzog sie mit Gold
5 und tat sie in die Ringe an der Lade Seiten, daß man sie tragen konnte.
6 Und machte den Gnadenstuhl von feinem Golde, dritthalb Ellen lang und anderthalb Ellen breit.
7 Und machte zwei Cherubim von getriebenem Golde an die zwei Enden des Gnadenstuhls,
8 einen Cherub an diesem Ende, den andern an jenem Ende.
9 Und die Cherubim breiteten ihre Flügel aus von obenher und deckten damit den Gnadenstuhl; und
ihre Antlitze standen gegeneinander und sahen auf den Gnadenstuhl.
10 Und er machte den Tisch von Akazienholz, zwei Ellen lang, eine Elle breit und anderthalb Ellen
hoch,

11 und überzog ihn mit feinem Golde und machte ihm einen goldenen Kranz umher.

12 Und machte ihm eine Leiste umher, eine Handbreit hoch, und machte einen goldenen Kranz um die Leiste her.

13 Und goß dazu vier goldene Ringe und tat sie an die vier Ecken an seinen vier Füßen,

14 hart an der Leiste, daß die Stangen darin wären, daran man den Tisch trüge.

15 Und machte die Stangen von Akazienholz und überzog sie mit Gold, daß man den Tisch damit trüge.

16 Und machte auch von feinem Golde das Gerät auf den Tisch: Schüsseln und Löffel, Kannen und Schalen, darin man das Trankopfer darbrächte.

17 Und er machte den Leuchter von feinem, getriebenem Golde. Daran war der Schaft mit Röhren, Schalen, Knäufen und Blumen.

18 Sechs Röhren gingen zu seinen Seiten aus, zu jeglicher Seite drei Röhren.

19 Drei Schalen waren an jeglichem Rohr mit Knäufen und Blumen.

20 An dem Leuchter aber waren vier Schalen mit Knäufen und Blumen,

21 je ein Knäuf unter zwei von den sechs Röhren, die aus ihm gingen,

22 und die Knäufe und Röhren gingen aus ihm, und war alles aus getriebenem, feinem Gold.

23 Und machte die sieben Lampen mit ihren Lichtschnäuzen und Löschnäpfen von feinem Gold.

24 Aus einem Zentner feinen Goldes machte er ihn und all sein Gerät.

25 Er machte auch den Räucheraltar von Akazienholz, eine Elle lang und breit, gleich viereckig, und zwei Ellen hoch, mit seinen Hörnern,

26 und überzog ihn mit feinem Golde, sein Dach und seine Wände ringsumher und seine Hörner, und machte ihm einen Kranz umher von Gold

27 und zwei goldene Ringe unter dem Kranz zu beiden Seiten, daß man Stangen darein täte und ihn damit trüge.

28 Aber die Stangen machte er von Akazienholz und überzog sie mit Gold.

29 Und er machte die heilige Salbe und Räuchwerk von reiner Spezerei nach der Kunst des Salbenbereiters.

Picture Sources

- p. 2 from www-St-Takla-org-Bible-Slides-numbers-463
- p. 3 Moses in corner: Either www-St-Takla-org-Bible-Slides-exodus-422 Man late for work: http://www.clipartpanda.com/clipart_images/daylight-savings-time-clip-art-6294022 Calendar: http://www.clipartpanda.com/clipart_images/black-white-paw-prints-39581027 Mark 6 days on calendar.
- p. 4 Moses in corner: same as above. Calendar: same as above. Mark 7th day on calendar. Church: http://www.clipartpanda.com/clipart_images/this-clip-art-is-in-the-public-990048
- p. 5 Moses in corner: Man working: <http://www.clipartpanda.com/categories/office-people-clipart> Coffin: http://www.clipartpanda.com/clipart_images/open-coffin-clipart-15044503
- p. 6 Moses in corner: same as above Sabbath candles: <http://www.pinnercameraclub.co.uk/wp-content/gallery/pdi-iv-28-jan-2013/LIGHTING-SABBATH-CANDLES-by-Barry-Kester.jpg>
- p. 7 Freebibleimages.org 15_Moses_Food_Water_JPEG_1024

124

Picture Sources (Continued)

- p. 11 Moses in corner: Pint of olive oil: our own work. same as in Chapter 25: <http://www.bojensen.net/EssentialOilsEng/EssentialOils03/EssentialOils03.htm#Benzoe> Cinnamon: <http://www.bojensen.net/EssentialOilsEng/EssentialOils08/EssentialOils08.htm> Frankincense: “Kemenyan 110112-11054 tdp” by Wibowo Djatmiko (Wie146) - Own work. Licensed under CC BY-SA 3.0 via Wikimedia Commons - https://commons.wikimedia.org/wiki/File:Kemenyan_110112-11054_tdp.jpg#/media/File:Kemenyan_110112-11054_tdp.jpg
- p. 12 Moses in corner: same as above. Onyx: http://www.foodandwine.hu/wp-content/uploads/2011/03/black_onyx. Mixed gemstones: http://www.supplierlist.com/prod_img/royalagate/32706_MIXED_TUMBLER_GEMSTONES.jpg
- p. 13 Moses in corner as above. www-St-Takla-org-Bible-Slides-exodus-406

126

Picture Sources (Continued)

- p. 8 Freebibleimages.org 06_Moses_Tabernacle_JPEG_1024, 15_Moses_Food_Water_JPEG_1024 and coins: <http://www.coinnews.net/2013/06/19/miss-canada-allegory-in-gold-silver-and-bronze-coins/>
- p. 9 Moses in corner: same as above. our own picture
- p. 10 Moses in corner: same as above Conglomerate: same as Exodus 25:04b Red skins: Copyright Dainis Derics @123rf.com Used by permission. Badger: <http://i417.photobucket.com/albums/pp258/airdjinn/badger.jpg> acacia wood: tree: <http://i186.photobucket.com/albums/x128/sleemon/Niger%20Part%201/06Marche44.jpg> flooring: <http://www.ablaabla.com/acacia-wood-flooring/> Mother goat: http://www.clipartpanda.com/clipart_images/goats-clip-art-2980736 .

125

Picture Sources (Continued)

- p. 14 Moses in corner: same as above. Tabernacle set up: Primary: freebibleimages.org alternate: <http://thedeserttabernacle.blogspot.com/2010/02/exodus-2629-gold-plating-parts-of-tent.html> Exploded diagram of coverings of tabernacle, without the poles, pillars, sockets, without the base frame. <http://thedeserttabernacle.blogspot.com/2011/02/exodus-26-27-schematic-diagram-of-all.html>, focus on the coverings. clasps: <http://thedeserttabernacle.blogspot.com/2011/01/q-what-do-clasps-look-like-for-curtains.html>
- p. 15 Primary: sickleoftruth.com alternate: <http://thedeserttabernacle.blogspot.com/2010/02/exodus-2629-gold-plating-parts-of-tent.html>
- p. 16 Moses in corner: same as above. sickleoftruth.com
- p. 17 Moses in corner: same as above. Uncovered ark: freebibleimages.org <http://thedeserttabernacle.blogspot.com/search/label/The%20Ark%20of%20The%20Covenant> same as above. Covered ark: <http://thedeserttabernacle.blogspot.com/2010/05/numbers-41-6-transportation-of-ark-of.html>
- p. 18 Moses in corner: same as above. freebibleimages.org 17_Moses_Tabernacle_JPEG_1024

127

Picture Sources (Continued)

- p. 19 Moses in corner: freebibleimages.org 18_Moses_Tabernacle_JPEG_1024 added utensils and oil bottle.
- p. 20 Moses in corner: same as above. freebibleimages.org 19_Moses_Tabernacle_JPEG_1024 . Anointing oil: http://www.clipartpanda.com/clipart_images/downloads-13694746 Incense: our own picture. screen: <http://thedeserttabernacle.blogspot.com/2010/03/exodus-2636-outer-curtain-of-tent-of.html>
- p. 21 Moses in corner: same as above. Bronze alter: www-St-Takla-org-Bible-Slides-exodus-438 Laver: freebibleimages.org 20_Moses_Tabernacle_JPEG_1024
- p. 22 Moses in corner: same as above. <http://thedeserttabernacle.blogspot.com/search/label/Tabernacle%20Courtyard>
- p. 23 All from sickleoftruth.com Copper detail of the pegs of the court. Goes with court curtain.
- p. 24 Moses in corner: same as above. Worker cutting out cloth: http://www.christianimagesource.com/tabernacle_of_moses.g157-tabernacle_of_moses_image_4_p784.html Both priest and high priest from sickleoftruth.com

128

Picture Sources (Continued)

- p.33 Continued
Ruby: http://www.gia.edu/cs/Satellite?c=GIA_Image&childpagename=GIA%2FGIA_Image%2FMediaDetail&cid=1355995658641&pagename=GST%2FDispatcher
Photo by Robert Weldon/GIA, courtesy Gemfields.

Imperial topaz: http://www.gia.edu/cs/Satellite?c=GIA_Image&childpagename=GIA%2FGIA_Image%2FMediaDetail&cid=1355968411874&pagename=GST%2FDispatcher
Photo by Robert Weldon/GIA, courtesy Gem & Mineral Department, Natural History Museum of Los Angeles County.

Emerald: http://www.gia.edu/cs/Satellite?c=GIA_Image&childpagename=GIA%2FGIA_Image%2FMediaDetail&cid=1355995661096&pagename=GST%2FDispatcher
Photo by Robert Weldon/GIA, courtesy Gemfields.

Turquoise: <http://www.gia.edu/turquoise>

Sapphire: <http://www.gia.edu/sapphire>

130

Picture Sources (Continued)

- p. 25 TheGloryStory.com Picture used with permission: Moses 2 24 (c)2006 www.TheGloryStory.com
- p. 26 Use this picture for the next few. freebibleimages.org 05_Moses_Tabernacle_JPEG_1024
- p. 27 People in corner: same as above. [www-St-Takla-org-Bible-Slides-exodus-363\(1\)](http://www-St-Takla-org-Bible-Slides-exodus-363(1))
- p. 28 People in corner: same as above. Our own picture, crop out modern background.
- p. 29 from www-St-Takla-org-Bible-Slides-exodus-424
- p. 30 People in corner: same as above. acacia wood: www-St-Takla-org-Bible-Slides-exodus-426
- p. 31 People in corner: same as above. The Rest of the Haymakers, 1872, Jules Breton (1827 - 1906). - See more at: <http://habetrot.typepad.com/habetrot/spinning/#sthash.kCxVihCo.dpuf>
- p. 32 <http://users.stlcc.edu/mfuller/SpindleWhorls.html> Goat: Spoon Monkey on flickr 195720768_6b85239257_b
- p. 33 Rulers [www-St-Takla-org-Bible-Slides-exodus-384\(1\)](http://www-St-Takla-org-Bible-Slides-exodus-384(1)) Onyx: same as above.

129

Picture Sources (Continued)

- p.33 Continued
Diamond:
http://www.gia.edu/cs/Satellite?c=GIA_Image&childpagename=GIA%2FGIA_Image%2FMediaDetail&cid=1405068961749&pagename=GST%2FDispatcher

Jacinth: <https://en.wikipedia.org/wiki/Jacinth> Agate: "Agate banded 750pix". Licensed under Public Domain via Wikimedia Commons - <https://commons.wikimedia.org/wiki/File:Agate.banded.750pix.jpg#/media/File:Agate.banded.750pix.jpg>

Amethyst: <https://en.wikipedia.org/wiki/Amethyst> beryl:<https://en.wikipedia.org/wiki/Beryl>

Onyx:
<http://transparentgems.tumblr.com/post/99734200401>

Jasper: "Jaspi verd, montjuic, barcelona" by This picture about Minerals has been taken by Joan Garcia.Contact: joan.garcia@gmail.com.Image licensed under cc-by-sa-3.0. - Foto i colÀ-lecció: UXY Minerals. Licensed under CC BY-SA 3.0 via Wikimedia Commons - https://commons.wikimedia.org/wiki/File:Jaspi_verd,_montjuic,_barcelona.jpg#/media/File:Jaspi_verd,_montjuic,_barcelona.jpg

131

Picture Sources (Continued)

- p. 34 Rulers: same as above. www-St-Takla-org-Bible-Slides-exodus-429 Change one of the front bottles to look less like a foreign god. Or, see 25:6
- p. 35 moses_and_the_giving_for_the_tabernacle from Moses to the Judges from lavistachurchofchrist.org
- p. 36 from www-St-Takla-org-Bible-Slides-exodus-430, focus on Bezalel
- p. 37 <http://trivialdevotion.blogspot.com/2012/11/bezalel-building-exodus-312-6.html>
- p. 38 <http://atalaya-semanal.blogspot.com/2014/02/estudio-de-la-atalaya-para-el-16-de.html> Coins: <http://www.coinnews.net/2013/06/19/miss-canada-allegory-in-gold-silver-and-bronze-coins/>
- p. 39 Gems from <http://www.gia.edu> Woodcarver: tentative: <http://www.aalmarkllc.com/master-wood-carver-alexander-grabovetskiy> Put by picture: "Master Wood Carver Alexander Grabovetskiy at Work"
- p. 40 Teaching: <http://www.clipartpanda.com/clipart-images/teacher-and-student-32442000>
- p. 41 Focus on Aholiab www-St-Takla-org-Bible-Slides-exodus-430

132

Picture Sources (Continued)

- p. 51 Weavers in bottom: www-St-Takla-org-Bible-Slides-exodus-427 Same as 26:1a
- p. 52 Weavers in bottom: www-St-Takla-org-Bible-Slides-exodus-427 Same as 26:1b
- p. 53 Weavers in bottom: same as above. Same as 26:02
- p. 54 Weavers in bottom: same as above. Same as 26:03
- p. 55 Weavers in bottom: same as above. Same as 26:04
- p. 56 Weavers in bottom: same as above. Same as 26:05
- p. 57 Beating Gold: https://upload.wikimedia.org/wikipedia/commons/e/ec/Fotothek_df_tg_0008550-ext.jpg by Christoph Weigel. Same as 26:06
- p. 58 Weavers in bottom: same as above. Same as 26:7
- p. 59 Weavers in bottom: same as above. Same as 26:08
- p. 60 Weavers in bottom: same as above. Same as 26:09a
- p. 61 Weavers in bottom: same as above. Same as 26:10
- p. 62 Pounding out gold: same as above. Same as 26:11a

134

Picture Sources (Continued)

- p. 42 Hand engraving: <http://www.selmer.fr/media/fabrication/saxophone/detail/VV11%208.jpg>
- p. 43 <https://s-media-cache-ak0.pinimg.com/originals/a0/27/82/a0278200df9696011fe441f264d329e0.jpg>
- p. 44 <http://www.allfiberarts.com/library/cmot/blloom12.htm>
- www-St-Takla-org-Bible-Slides-exodus-432 p. 46 Alex's picture.
- p. 47 from www-St-Takla-org-Bible-Slides-exodus-431
- p. 48 freebibleimages.org 28_Moses_Food_Water.JPG_1024 and 06_Moses_Tabernacle.JPG_1024
- p. 49 freebibleimages.org 09_Moses_Tabernacle.JPG_1024
- p. 50 http://aquastock.deviantart.com/art/Treasure-Pile-5-163965526#and_our_piles_of_colored_linen. and <http://missaberoad.com/wp-content/uploads/2011/08/lumber-stack.jpg>

133

Picture Sources (Continued)

- p. 63 Weavers in bottom: same as above. Same as 26:11b
- p. 64 Sewers in bottom: freebibleimages.org 08_Moses_Tabernacle.JPG_1024 Same as 26:14a Ram skin : <http://thedeserttabernacle.blogspot.com/search/label/Tabernacle%20Diagram> All coverings: <http://thedeserttabernacle.blogspot.com/search/label/Tabernacle%20Diagram>,
- p. 65 Sewers in bottom: same as above. Same as 26:14b <http://thedeserttabernacle.blogspot.com/search/label/Tabernacle%20Diagram> All coverings: <http://thedeserttabernacle.blogspot.com/search/label/Tabernacle%20Diagram>, circle the red one.
- p. 66 Bezalel cutting wood: www-St-Takla-org-Bible-Slides-exodus-433 same as 26:15
- p. 67 Bezalel cutting wood: same as above. Same as 26:16
- p. 68 Bezalel cutting wood: same as above. Same as 26:17
- p. 69 Bezalel cutting wood: same as above. Same as 26:18

135

Picture Sources (Continued)

- p. 70 Casting bronze: Put “photo by Eelco Kruidenier” under photo of the person casting. http://1501bc.com/nf_bronzes_eng.html http://1501bc.com/bronzes/ring_28_juni_2006.jpg. Same as 26:19
- p. 71 Bezalel cutting wood: same as above. Bronze castor: same as above. Same elements as in Exodus 26:20
- p. 72 Bezalel cutting wood: same as above. Same as 26:22
- p. 73 Bezalel cutting wood: same as above. Same as 26:23
- p. 74 Bezalel cutting wood: same as above. Same as 26:24a
- p. 75 Bezalel cutting wood: same as above. Same as 26:24b
- p. 76 Bezalel cutting wood: same as above. Casting bronze: same as above. Same as Exodus 26:25
- p. 77 Bezalel cutting wood: same as above. Same as 26:26
- p. 78 Bezalel cutting wood: same as above. Same as 26:27a

136

Picture Sources (Continued)

- p. 82 Pounding gold: same as above. Gold overlay of boards: <http://thedeserttabernacle.blogspot.com/2010/02/exodus-2629-gold-plating-parts-of-tent.html>
- p. 83 Weavers in bottom: same as above. Same as 26:31
- p. 84 Bezalel cutting wood: same as above. Pillars: <http://thedeserttabernacle.blogspot.com/2010/03/exodus-2632-four-inner-pillars-of-tent.html>
- p. 85 Pounding out gold: same as above. Pillars: http://thedeserttabernacle.blogspot.com/2010/03/exodus-2632-four-inner-pillars-of-tent_03.html Use 26:32b for hooks. Or split into two parts... Gold and gold overlay: same as above.
- p. 86 Bronze castor: same as above. Silver coin: same as above. See 26:32c or use the others. http://thedeserttabernacle.blogspot.com/2010/03/exodus-2632-four-inner-pillars-of-tent_04.html
- p. 87 Weavers in bottom: same as above. Curtain on pillars: http://thedeserttabernacle.blogspot.com/2010/03/exodus-2637-five-outer-pillars-of-tent_26.html Linen thread colors: our own picture.

138

Picture Sources (Continued)

- p. 79 Bezalel cutting wood: same as above. Same as 26:27b
- p. 80 Bezalel cutting wood: same as above. Same as 26:28
- p. 81 Pounding gold: same as above. same as 26:29a and gold overlay of the boards: <http://thedeserttabernacle.blogspot.com/2010/02/exodus-2629-gold-plating-parts-of-tent.html> Gold bars: “400-oz-Gold-Bars-AB-01” by Andrzej Barabas (Chepry) - Own work. Licensed under CC BY-SA 4.0 via Wikimedia Commons - <https://commons.wikimedia.org/wiki/File:400-oz-Gold-Bars-AB-01.jpg#/media/File:400-oz-Gold-Bars-AB-01.jpg> Gold leaf overlay: “Small gold nugget 5mm dia and corresponding foil surface of half sq meter” by PHGCOM - Own work by uploader, Toi gold mine. Licensed under CC BY-SA 3.0 via Wikimedia Commons - https://commons.wikimedia.org/wiki/File:Small_gold_nugget_5mm_dia_and_corresponding_foil_surface_of_half_sq_meter.jpg#/media/File:Small_gold_nugget_5mm_dia_and_corresponding_foil_surface_of_half_sq_meter.jpg

137

Picture Sources (Continued)

- p. 88 Worker in bottom: Compare 26:37a-b <http://thedeserttabernacle.blogspot.com/2010/03/exodus-2637-five-outer-pillars-of-tent.html>
- p. 89 Pounding out gold: Castor: same as above. Gold overlay: same as above. Compare 26:37b or: Wooden caps and bars: http://thedeserttabernacle.blogspot.com/2010/03/exodus-2637-five-outer-pillars-of-tent_25.html
- p. 90 Worker in bottom: Bronze coin: same as above. Wooden caps and bars: http://thedeserttabernacle.blogspot.com/2010/03/exodus-2637-five-outer-pillars-of-tent_25.html
- p. 91 Bezalel making ark: www-St-Takla-org-Bible-Slides-exodus-434 Acacia wood: Compare: Box. Bill can put measurements on it. <http://thedeserttabernacle.blogspot.com/2010/01/exodus-2510-22-ark-of-covenant-heart-of.html>
- p. 92 Pounding out gold: same as above. Gold overlay: same as above. <http://thedeserttabernacle.blogspot.com/2010/05/exodus-371-9-brief-review-of-ark-of.html>

139

Picture Sources (Continued)

- p. 93 Pounding out gold: same as above. Gold bars: same as above. Molding: <http://thedeserttabernacle.blogspot.com/2010/05/exodus-371-9-brief-review-of-ark-of.html>
- p. 94 Bronze castor: same as above. Gold bars: same as above. rings: <http://thedeserttabernacle.blogspot.com/2010/05/exodus-371-9-brief-review-of-ark-of.html>
- p. 95 Ark: same as above. Acacia wood: same as above. Gold leaf: same as above. Poles: <http://thedeserttabernacle.blogspot.com/2010/05/exodus-371-9-brief-review-of-ark-of.html>
- p. 96 Ark: same as above. Poles in ark: <http://thedeserttabernacle.blogspot.com/2010/05/exodus-371-9-brief-review-of-ark-of.html>
- p. 97 Gold bars: same as above. Mercy seat: <http://thedeserttabernacle.blogspot.com/2010/01/exodus-2510-22-ark-of-covenant-heart-of.html> Put dimensions on ark cover.
- p. 98 Pounding gold: same as above. Gold bars: same as above.

140

Picture Sources (Continued)

- p. 107 Gold bars: as above. <http://thedeserttabernacle.blogspot.com/2010/05/exodus-3710-16-brief-review-of-table-of.html>
- p. 108 Bezalel making candlestick: www-St-Takla-org-Bible-Slides-exodus-436 Lampstand: <http://thedeserttabernacle.blogspot.com/2010/01/exodus-2532-33-golden-menorah-lampstand.html> Man pounding gold: same as above. Gold bars: same as above.
- p. 109 Bezalel making candlestick: same as above. Lampstand: <http://thedeserttabernacle.blogspot.com/2010/01/exodus-2532-33-golden-menorah-lampstand.html>
- p. 110 Bezalel making candlestick: same as above. Bowls: knobs, and flowers: <http://thedeserttabernacle.blogspot.com/2010/01/exodus-2532-33-golden-menorah-lampstand.html>
- p. 111 Bezalel making candlestick: same as above. 4 Bowls on candlestick: Almond Tree Photos: <https://noltrane.wordpress.com/2009/02/23/granada-photos-more/> and <http://thedeserttabernacle.blogspot.com/search/label/The%20Golden%20Lampstand%20%28Menorah%29>

142

Picture Sources (Continued)

- p. 99 Bezalel making ark; St. Takla one from 37:01 Ark cover: <http://thedeserttabernacle.blogspot.com/2010/01/exodus-2510-22-ark-of-covenant-heart-of.html> and <http://thedeserttabernacle.blogspot.com/2010/05/exodus-371-9-brief-review-of-ark-of.html>
- p. 100 <http://thedeserttabernacle.blogspot.com/2010/05/exodus-371-9-brief-review-of-ark-of.html>
- p. 101 <http://thedeserttabernacle.blogspot.com/2010/05/exodus-3710-16-brief-review-of-table-of.html>
- p. 102 <http://thedeserttabernacle.blogspot.com/2010/05/exodus-3710-16-brief-review-of-table-of.html>
- p. 103 <http://thedeserttabernacle.blogspot.com/2010/05/exodus-3710-16-brief-review-of-table-of.html>
- p. 104 <http://thedeserttabernacle.blogspot.com/2010/05/exodus-3710-16-brief-review-of-table-of.html>
- p. 105 <http://thedeserttabernacle.blogspot.com/2010/05/exodus-3710-16-brief-review-of-table-of.html>
- p. 106 <http://thedeserttabernacle.blogspot.com/2010/05/exodus-3710-16-brief-review-of-table-of.html>

141

Picture Sources (Continued)

- p. 112 Bezalel making candlestick: same as above. Schematic diagram: <http://thedeserttabernacle.blogspot.com/2011/01/q-what-are-parts-of-golden-lamp-stand.html> Finished example: <http://thedeserttabernacle.blogspot.com/2010/01/exodus-2534-36-golden-menorah-lampstand.html>
- p. 113 Bezalel making candlestick: same as above. Man hammering Gold: same as above. Candlestick and utensils: <http://thedeserttabernacle.blogspot.com/2011/01/q-what-are-parts-of-golden-lamp-stand.html#uds-search-results>
- p. 114 Bezalel making candlestick: same as above. Gold bars: same as above. wick trimmers: Seven lamps: <http://thedeserttabernacle.blogspot.com/2010/01/exodus-2537-golden-menorah-lampstand.html> Close view of lamp: <http://thedeserttabernacle.blogspot.com/2010/05/exodus-2720-21-olive-oil-for-seven.html>
- p. 115 Bezalel making candlestick: same as above. Completed lamps: <http://thedeserttabernacle.blogspot.com/search/label/The%20Golden%20Lampstand%20%28Menorah%29> Add two gold bars, of the man holding it. <http://www.coinandbullionpages.com/gold-bullion-bars/400-oz-gold-bar.html>

143

Picture Sources (Continued)

- p. 116 Making Alter of Incense: www-St-Takla-org-Bible-Slides-exodus-437 This will be in the corner for the next few verses. Acacia wood: acacia tree: <http://i186.photobucket.com/albums/x128/sleemon/Niger%20Part%201/06Marche44.jpg> Box and horns: <http://thedeserttabernacle.blogspot.com/2010/05/exodus-301-2-altar-of-incense-of-tent.html>
- p. 117 <http://thedeserttabernacle.blogspot.com/2010/05/exodus-303-altar-of-incense-of-tent-of.html>
- p. 118 Gold bars: <http://thedeserttabernacle.blogspot.com/2010/05/exodus-304-altar-of-incense-of-tent-of.html>
- p. 119 <http://thedeserttabernacle.blogspot.com/2010/05/exodus-305-altar-of-incense-of-tent-of.html>
- p. 120 Use Bill's mortar and pestle in bottom: Similar to 30:25. Use http://www.reshafim.org.il/ad/egypt/trades/perfume_makers.htm Use our picture of mortar and pestle, and olive oil clipart from clipartpanda.com above.