

Exodus  
NKJV

Éxodo  
RVR95

Exode  
LSG

2 Mose  
LUTH1545







We have assembled this work to further the kingdom of Jesus Christ. It is not our intention to infringe on the copyrights of anyone, and have diligently selected picture sources and Bible translations that permit them to be duplicated and re-distributed for non-commercial, educational purposes as packaged. If you own the copyright to any of these, and believe we are making them inappropriately available, please let us know and we will immediately remove the offending components. Credit information for each picture is given at the end of this book.

Except for the contributions of others, this work is licensed under the Creative Commons Attribution-ShareAlike License. A copy of this license is available from, <http://creativecommons.org/licenses/by-sa/4.0/> or by mail from Creative Commons, 559 Nathan Abbott Way, Stanford, California 94305, USA.

Scripture taken from the following translations:

New King James Version copyright © 1982 by Thomas Nelson. Used by permission.

*Reina-Valera 95* © Sociedades Biblicas Unidas, 1995. Used by permission.

Louis Segond (LSG) translation.

Luther's translation



Unit EL

## **Exodus 38-40**

Bill and Shelley Houser

Copyright © November 25, 2015

Ready Answers, William and Rochelle Houser, 2013 Old State Rt 66,

Newburgh, IN 47630, Phone: 812-858-9241

[www.ReadyAnswers.org](http://www.ReadyAnswers.org)

# CONTENTS

- Forward..... page 5
- English: New King James Version..... page 11
  - Questions and Answers..... page 43
    - Set A Ex 38-40..... page 43
    - Set B Ex 38 Questions..... page 47
    - Set B Ex 38 Q&A..... page 49
    - Set B Ex 39 Questions..... page 53
    - Set B Ex 39 Q&A..... page 55
    - Set B Ex 40 Questions..... page 57
    - Set B Ex 40 Q&A..... page 59
  - Estimating a Shekel's Weight..... page 63
- Spanish: Reina-Valera..... page 71
- French: Louis Segond..... page 105
- German: Luther 1545 ..... page 139
- Picture sources..... page 145

Blank pages are included at the beginning and/or end of each Bible translation. These are available for you to write notes, review questions, etc. If you print these pages on colored paper, the sections will be easier to find.

## Foreword

The Ready Answers Bible Memorization Program is designed to help you memorize Bible passages easily and quickly. It is based on many well-proven strategies for memorizing. Although this material is designed to help teams prepare for the Pathfinder Bible Experience, beginning early 2016, we hope that others wanting to become familiar with Exodus will find this helpful.

### Team Organization:

We are dividing Exodus into 12 segments. Each segment takes approximately 20 minutes to read. If the teams consist of 6 members, each member should learn at least 2 segments. If you want some overlap, consider the following example. Each team member is assigned as the primary person responsible for 2 segments (labeled with “1”) and is assigned secondary responsibility for an additional 2 segments (labeled with “2”). If you have a particularly skilled team member, he or she can be assigned more segments as tertiary responsibility, and all members should have copies of each of the 12 segment booklets, to at least be familiar with all of the Book of Exodus. With this approach, each question will be answerable by at least 2 people. This will help if a member needs some assurance during the competition, or is unable to participate.

Segment	Team Member					
	Alex	Adam	Lexi	Jordan	Jeffrey	Noah
Chapters 1-4	1					2
Chapters 5-8	2	1				
Chapters 9-10		2	1			
Chapters 11-14			2	1		
Chapters 15-18				2	1	
Chapters 19-22					2	1
Chapters 23-25	1					2
Chapters 26-28	2	1				
Chapters 29-31		2	1			
Chapters 32-34			2	1		
Chapters 35-37				2	1	
Chapters 38-40					2	1

Whatever approach you use, we recommend that you try to avoid having any individual be responsible for knowing different portions of scripture that describe similar concepts using different words. We haven't done a thorough analysis, but here are portions that seem similar:

Concept	Chapters describing this concept
Judgments	23, 34
Packing List for tabernacle of the tent	35:11-19 39:33-42
What to Anoint with Oil	30:25-33 (God's command to make) 40:9-11 (Moses doing it)
Anointing Priests	29:1-44 (God's command) 40:12-16 (God's command repeated)



Alter of Incense	30:1-10 (God's command to make) 37:25-28 (making) 40:5 (God's command to setup) 40:26-27 (Moses' setup)
Anointing the Tabernacle components	30:26 40:9 (God's command to anoint)
Bezeliel and Oholiab	31:1-11 35:30-36:3 38:22-23
Ark of Covenant	25:10-22 37:1-9 (making) 39:35 (to Moses) 40:3 (God's command to setup) 40:20-21 (Moses' setup)
Tabernacle Curtains	26:1-14 (God's Command) 36:8-19 (Making)
Tabernacled Boards	26:15-29 (God's Command) 36:20-34 (Making) 39:33 (show Moses) 40:18 (Moses' setup)
Vale and 4 pillars	26:30-33 (God's command) 36:35-36, 38:27 (making)
Setup Instruction, Where to put the furniture	26:33-35 (God's initial Command) 40:2-8 (God's command to setup)
Screen and 5 pillars	26:36-37 (God's command) 36:37-38, 38:27 (making) 39:38 (screen to Moses) 40:28 (Moses' setup)0
Alter of burnt offering	27:1-8 38:1-7 (making) 39:39 (to Moses) 40:6 (God's command to setup) 40:10 (God's command to anoint) 40:29 (Moses' setup)
Tabernacle Court	27:9-19 38:9-20, 38:28, 38:31 (making) 39:40 (to Moses) 40:2, 8 (God's command to setup) 40:33 (Moses' setup)
Priestly Garments	28:1-43 39:1-32 (making) 39:41 (to Moses)
Table of Showbread	25:23-30 37:10-16 (making) 39:36 (to Moses) 40:4 (God's command to setup) 40:22-23 (Moses' setup)

Lampstand	25:31-40 37:17-24 (making) 39:37 (to Moses) 40:4 (God's command to setup) 40:24-25 (Moses' setup)
Bronze Laver	30:17-21 (God's command to make) 38:8 (making) 39:39 (to Moses) 40:7 (God's command to setup) 40:11 (God's command to anoint) 40:30-32 (Moses' setup)
Ransom Money	30:11-16 (God's command) 38:25-26 (collecting)
Judgments	20-23 34:8-28
Sabbath Laws	20:8-12 23:12 31:12-17 35:1-3
Materials for Tabernacle	25:1-8 (God's command) 35:3-19 (Moses' command), 35:20-36:7 (Bring them),
Curtains and Coverings	26 36:14-19 Making 39:34 (to Moses) 40:19 (Moses' setup)

In the table below, we have placed an “x” where similar descriptions are repeated. For example, the “x” at the intersection of Ex 19-22 and Ex 23-25 indicate that there are passages in these two segments that are similar. Within Ex 35-37, there are passages with similar concepts repeated. This also happens within Ex 38-40.

	Ex 1-4	Ex 5-8	Ex 9-10	Ex 11-14	Ex 15-18	Ex 19-22	Ex 23-25	Ex 26-28	Ex 29-31	Ex 32-34	Ex 35-37	Ex 38-40
Ex 1-4												
Ex 5-8												
Ex 9-10												
Ex 11-14												
Ex 15-18												
Ex 19-22							x		x	x	x	
Ex 23-25						x			x	x	x	x
Ex 26-28											x	x
Ex 29-31						x	x				x	x
Ex 32-34						x	x					
Ex 35-37						x	x	x	x		x	
Ex 38-40							x	x	x			x

## **The Memorization Method:**

By using visual, auditory, and body-motion (kinetic) memory aids, which we call “handles”, you can get information to stick in your short-term memory. By reviewing the information on a regular basis, you can get the information to transfer to your long-term memory.

Steps:

1. Preview
2. Learn
3. Review

### **Step 1: Preview:**

In this step, we recommend that you take a week or two to read through the segment book, at least once per day, and preferably in one sitting. This will help get the entire section into your mind as a large chunk. Try reading it out loud, so you can hear the words. Try reading it (or listening to it) while walking around, or doing some type of motion, like an exercise bike, etc. Different approaches work better for different people. In this preview step, it is best to look at the pictures, and decide where to focus for each phrase of the verses. These will become your handles to learn the verses later. You may also find it helpful to think of some rhyming words, or body motions that seem to go with the phrases, or ways to remember the sequences of verses. However, during this step, you should mainly focus on just getting familiar with the material you are going to learn.

### **Step 2: Learn**

In this step, take each verse, and break it into phrases that are about 3-5 words long. As you get better at memorizing, these phrases can get longer and longer, (our record is about 18 words), but for the first few chapters, keep them short. Then, take a part of the picture, and find something in it to associate with each phrase. Look and point to the picture while you say the first phrase 3 times. When you can say the first phrase perfectly, then start to learn the next phrase. Look and point to a different part of the picture that you are going to associate with the second phrase, and say the second phrase 3 times. When you can say the second phrase perfectly, then say the first and second phrases together, looking at the first part of the picture for the first phrase, and then the second part of the picture for the second phrase. If you are having difficulty joining the phrases together, then practice just the few words at the end of the first phrase, and the first few words of the second phrase together at least three times. Continue on in this manner, until you have learned each phrase in the verse, and tied them together in your mind.

Be creative in making and using handles. The more outrageous the handle, the more likely you will be able to remember it. It does not need to “make sense”, or be grammatically correct, etc. It just needs to help you remember the Bible verse.

So, for example, see the silly story for remembering the order of the names of the children of Israel that came into Egypt for Exodus 1:1-4, and the other silly baseball story for remembering the names of the inhabitants of the land of Caanan that God would drive out, in Exodus 3:8 and 3:17. These are located in the Chapter Questions and Handles section later on in the book.

For using the picture, an example would be for Exodus 1:6 “And Joseph died, all his brothers, and all that generation.”

Break the verse into phrases at the commas, since these are about 3-5 words per phrase.

For the phrase, “And Joseph died”, look at Joseph sitting on the throne.

For the phrase, “all his brothers”, look at the three brothers along the back of the room.

For the phrase, “and all that generation,” sweep your eyes over the whole set of people in a circular motion.



Or, if you prefer to sweep your eyes over all the brothers, for the phrase “all his brothers,” then for the phrase “and all that generation.”, look at the other building which is outside the room, and think about all the other people of that generation that would be living in that building over there. Whatever you choose to use, be sure you use it consistently as you are trying to learn the verse.

We have tried to put something in each picture that can be used as a natural handle for at least one of the phrases. When we have used the same picture multiple times, there is something different about it to distinguish the two different passages. Generally, if God is talking to Moses, telling him what is going to happen, we have used the picture of it happening, with either the burning bush, or a set of rays of light around the picture. Then, when it is actually happening, the picture is used by itself.

The other times we are using the same picture is during conversations with Pharoah and Moses. When Pharoah is speaking, there will be a highlight or focus more on Pharoah, and when Moses is speaking, there will be a highlight or focus more on Moses. Generally, for each conversation, there is a different picture. For most of the conversations, there is only one “back and forth” interaction between Moses and Pharoah. However, sometimes, they answer back and forth more than once in the same encounter. We have used a separate picture for each “back and forth”, to make it easier to remember. So don't rely on picture scene changes only to distinguish different encounters between Moses and Pharoah. Try to set aside a few minutes each day to learn a new verse, and review some of the older verses.

### **Step 3: Review**

We have found that the newly learned verses need more review than verses that you have learned well a little earlier. It seems to work very well to have a Fibonnacci-type review on the verses you learned. For a full discussion on the learning and review process, please download our Teacher's Guide from our website, [http\\www.ReadyAnswers.org](http://www.ReadyAnswers.org).

It is our hope and prayers that you can use this to aid in your learning of the Book of Exodus.

Blessings,  
Bill and Shelley Houser






Unit EL

## Exodus 38-40

Bill and Shelley Houser  
<http://www.ReadyAnswers.org>



Scripture taken from the New King James Version copyright © 1982 by Thomas Nelson. Used by permission.



### Making the Altar of Burnt Offering


Chapter 38 <sup>1</sup>He made the altar of burnt offering of acacia wood; five cubits was its length and five cubits its width—it was square—and its height was three cubits.

Exodus 38 : 1

<sup>2</sup>He made its horns on its four corners; the horns were of one piece with it. And he overlaid it with bronze.


Exodus 38 : 2







<sup>3</sup>He made all the utensils for the altar: the pans, the shovels, the basins, the forks, and the firepans; all its utensils he made of bronze. Exodus 38:3

4



<sup>4</sup>And he made a grate of bronze network for the altar, under its rim, midway from the bottom. Exodus 38:4

5




<sup>5</sup>He cast four rings for the four corners of the bronze grating, as holders for the poles. Exodus 38:5

6

<sup>6</sup>And he made the poles of acacia wood, and overlaid them with bronze. Exodus 38:6

7





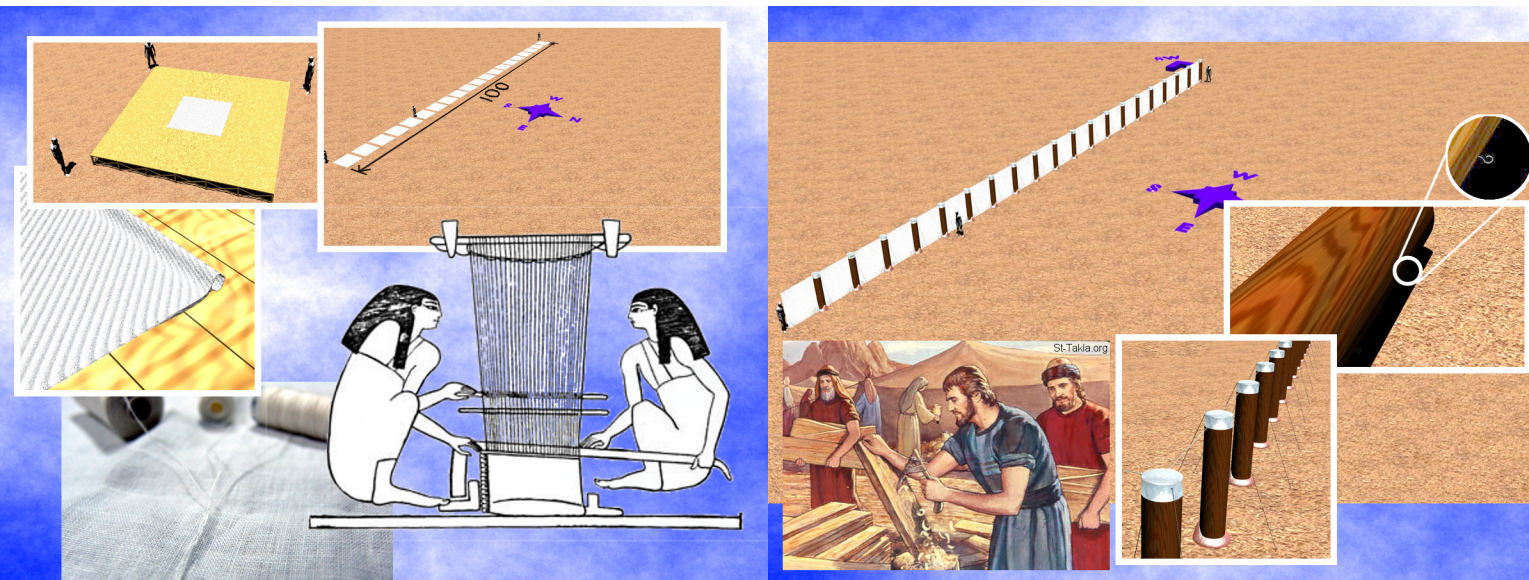
**Making the Bronze Laver**

<sup>7</sup>Then he put the poles into the rings on the sides of the altar, with which to bear it. He made the altar hollow with boards. Exodus 38 : 7

8

<sup>8</sup>He made the laver of bronze and its base of bronze, from the bronze mirrors of the serving women who assembled at the door of the tabernacle of meeting. Exodus 38 : 8

9



**Making the Court of the Tabernacle**





<sup>9</sup>Then he made the court on the south side; the hangings of the court were of fine woven linen, one hundred cubits long. Exodus 38 : 9

10

<sup>10</sup>There were twenty pillars for them, with twenty bronze sockets. The hooks of the pillars and their bands were silver. Exodus 38 : 10

11







11 On the north side the hangings were one hundred cubits long, with twenty pillars and their twenty bronze sockets. The hooks of the pillars and their bands were silver. Exodus 38 : 11

12 And on the west side there were hangings of fifty cubits, with ten pillars and their ten sockets. The hooks of the pillars and their bands were silver. Exodus 38 : 12

12

13



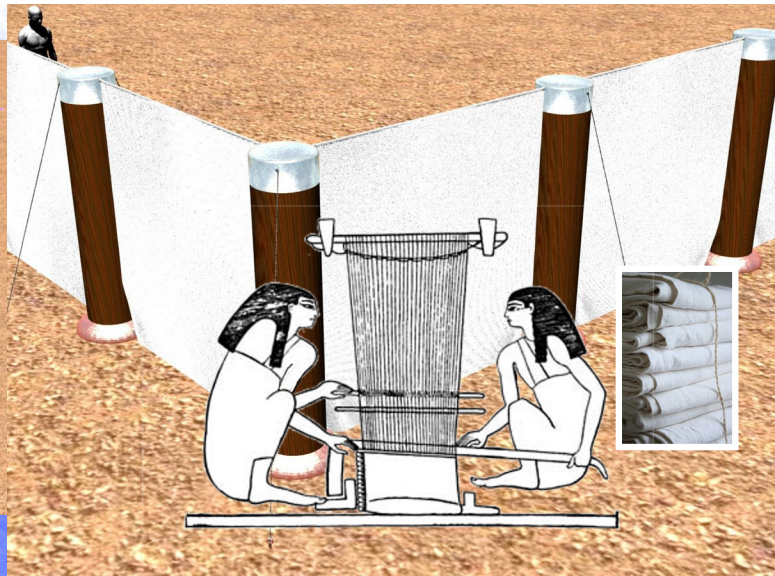

13 For the east side the hangings were fifty cubits. Exodus 38 : 13

14 The hangings of one side of the gate were fifteen cubits long, with their three pillars and their three sockets, Exodus 38 : 14

14

15





<sup>15</sup>and the same for the other side of the court gate; on this side and that were hangings of fifteen cubits, with their three pillars and their three sockets.

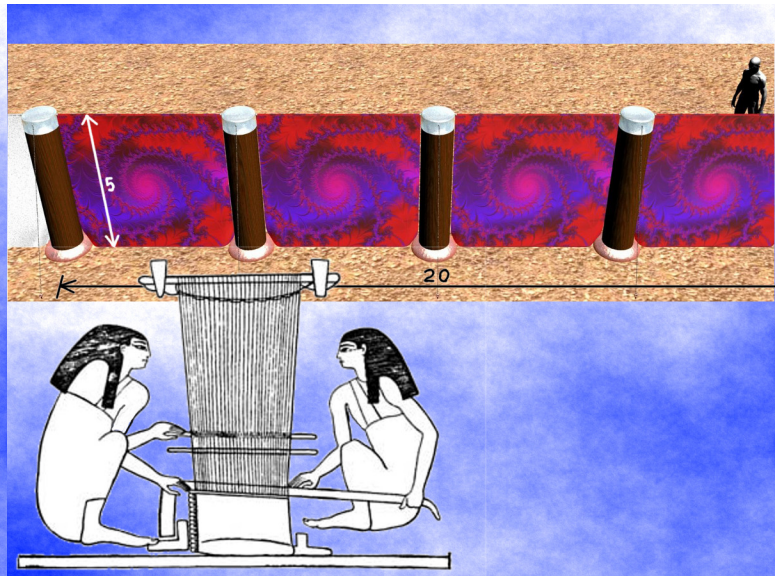
Exodus 38 : 15

16

<sup>16</sup>All the hangings of the court all around were of fine woven linen.

Exodus 38 : 16

17



<sup>17</sup>The sockets for the pillars were bronze, the hooks of the pillars and their bands were silver, and the overlay of their capitals was silver; and all the pillars of the court had bands of silver.

Exodus 38 : 17


18

<sup>18</sup>The screen for the gate of the court was woven of blue, purple, and scarlet thread, and of fine woven linen. The length was twenty cubits, and the height along its width was five cubits, corresponding to the hangings of the court.

Exodus 38 : 18

19





19 And there were four pillars with their four sockets of bronze; their hooks were silver, and the overlay of their capitals and their bands was silver. Exodus 38 : 19

20 All the pegs of the tabernacle, and of the court all around, were bronze. Exodus 38 : 20

20

21



Materials of the Tabernacle

Israel = Jacob  
 Judah  
 Perez  
 Hezron  
 Caleb or Chelubal  
 Hur  
 Uri  
 Bezalel

Names are listed in 1 Chronicles 2

21 This is the inventory of the tabernacle, the tabernacle of the Testimony, which was counted according to the commandment of Moses, for the service of the Levites, by the hand of Ithamar, son of Aaron the priest. Exodus 38 : 21

22 Bezalel the son of Uri, the son of Hur, of the tribe of Judah, made all that the LORD had commanded Moses. Exodus 38 : 22

22

23





<sup>23</sup> And with him was Aholiab the son of Ahisamach, of the tribe of Dan, an engraver and designer, a weaver of blue, purple, and scarlet thread, and of fine linen.

Exodus 38 : 23

These gold bars are 27 pounds each, and 2 of them approximate a 60-lb Egyptian talent. Sources say the Egyptian kite was 10 g, and was used for silver, gold, and copper. Approximate value on Sep 14, 2015 is \$31,280,287.61.

<sup>24</sup> All the gold that was used in all the work of the holy place, that is, the gold of the offering, was twenty-nine talents and seven hundred and thirty shekels, according to the shekel of the sanctuary.

Exodus 38 : 24



If the sanctuary shekel is 10 g, then they brought 97,022 Troy ounces. The large bars are about 68 pounds, or close to a talent.

At \$14.25/tr.oz, August 26, 2015,=\$1,382,563.50 US dollars. <sup>25</sup> And the silver from those who were numbered of the congregation was one hundred talents and one thousand seven hundred and seventy-five shekels, according to the shekel of the sanctuary:

Exodus 38 : 25

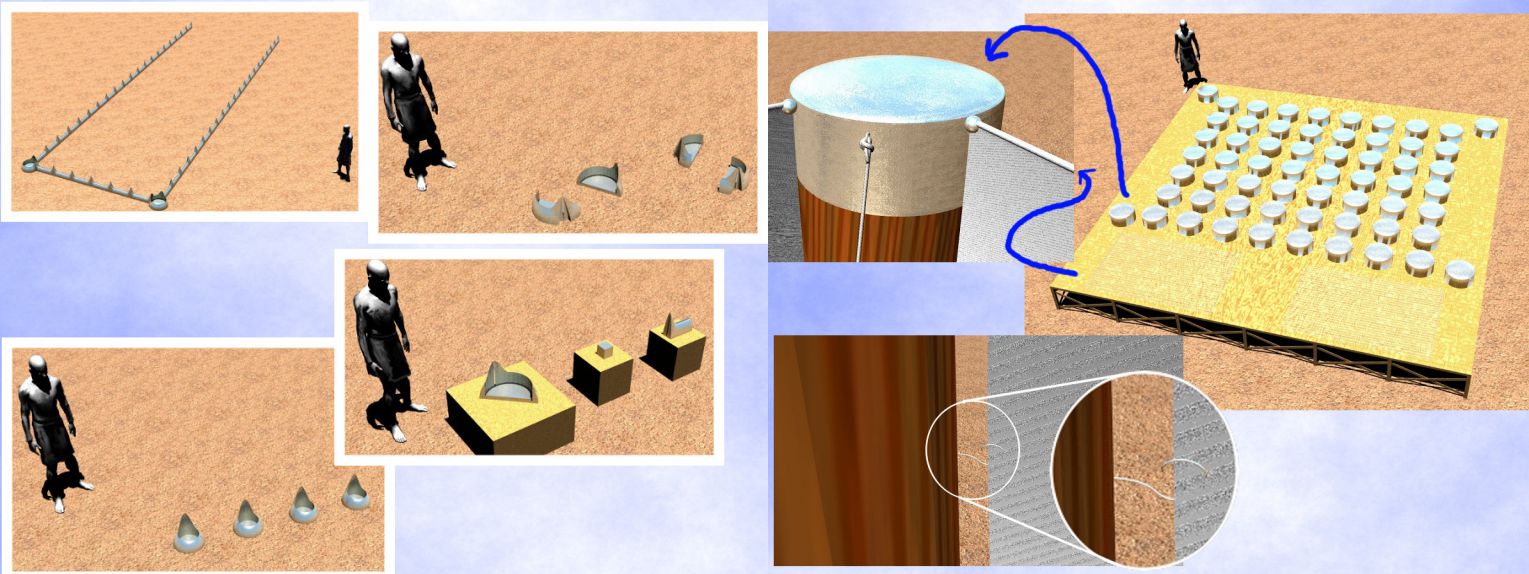


This would be about \$1.91-\$2.84 per man, on September 14, 2015

<sup>26</sup> a bekah for each man (that is, half a shekel, according to the shekel of the sanctuary), for everyone included in the numbering from twenty years old and above, for six hundred and three thousand, five hundred and fifty men.

Exodus 38 : 26





27 And from the hundred talents of silver were cast the sockets of the sanctuary and the bases of the veil: one hundred sockets from the hundred talents, one talent for each socket.  
Exodus 38 : 27

28

28 Then from the one thousand seven hundred and seventy-five shekels he made hooks for the pillars, overlaid their capitals, and made bands for them.  
Exodus 38 : 28

29



Approximately 68,288.18 Troy ounces of copper was worth \$68,977.97 USD. on Sep 9, 2015


29 The offering of bronze was seventy talents and two thousand four hundred shekels.  
Exodus 38 : 29

30

30 And with it he made the sockets for the door of the tabernacle of meeting, the bronze altar, the bronze grating for it, and all the utensils for the altar,  
Exodus 38 : 30

31



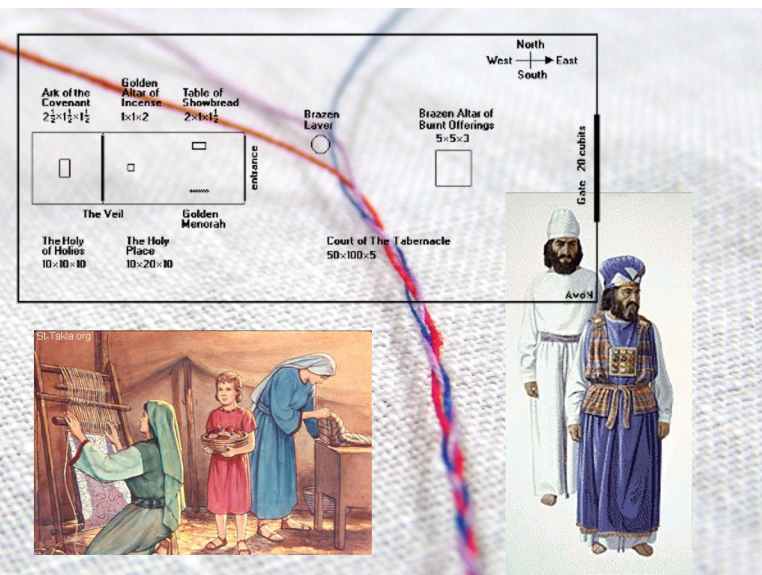


<sup>31</sup>the sockets for the court all around, the bases for the court gate,  
Exodus 38:31a

all the pegs for the tabernacle, and all the pegs for the court all around.  
Exodus 38:31b

32

33



Making the Garments of the Priesthood

Making the Ephod


Chapter 39 <sup>1</sup>Of the blue, purple, and scarlet thread they made garments of ministry, for ministering in the holy place, and made the holy garments for Aaron, as the LORD had commanded Moses.  
Exodus 39:1

<sup>2</sup>He made the ephod of gold, blue, purple, and scarlet thread, and of fine woven linen.  
Exodus 39:2

34

35





Where NKJV uses “shoulder straps” some other translations say “sides of the ephod”

<sup>3</sup>And they beat the gold into thin sheets and cut it into threads, to work it in with the blue, purple, and scarlet thread, and the fine linen, into artistic designs.  
Exodus 39 : 3

<sup>4</sup>They made shoulder straps for it to couple it together; it was coupled together at its two edges.  
Exodus 39 : 4



<sup>5</sup>And the intricately woven band of his ephod that was on it was of the same workmanship, woven of gold, blue, purple, and scarlet thread, and of fine woven linen, as the LORD had commanded Moses.  
Exodus 39 : 5

<sup>6</sup>And they set onyx stones, enclosed in settings of gold; they were engraved, as signets are engraved, with the names of the sons of Israel.  
Exodus 39 : 6







**Making the Breastplate**

<sup>7</sup>He put them on the shoulders of the ephod as memorial stones for the sons of Israel, as the LORD had commanded Moses. Exodus 39:7

<sup>8</sup>And he made the breastplate, artistically woven like the workmanship of the ephod, of gold, blue, purple, and scarlet thread, and of fine woven linen. Exodus 39:8





**The settings of gold for each stone.**

<sup>9</sup>They made the breastplate square by doubling it; a span was its length and a span its width when doubled. Exodus 39:9

<sup>10</sup>And they set in it four rows of stones: Exodus 39:10a







The identity and color of the stones are debated by scholars.

a row with a sardius, a topaz, and an emerald was the first row;  
Exodus 39:10b

<sup>11</sup> the second row, a turquoise, a sapphire, and a diamond;  
Exodus 39:11

44

45





<sup>12</sup> the third row, a jacinth, an agate, and an amethyst;  
Exodus 39:12

<sup>13</sup> the fourth row, a beryl, an onyx, and a jasper. They were enclosed in settings of gold in their mountings.  
Exodus 39:13

46

47








14 There were twelve stones according to the names of the sons of Israel: according to their names, engraved like a signet, each one with its own name according to the twelve tribes. Exodus 39:14

15 And they made chains for the breastplate at the ends, like braided cords of pure gold. Exodus 39:15

48

49





16 They also made two settings of gold and two gold rings, and put the two rings on the two ends of the breastplate. Exodus 39:16

17 And they put the two braided chains of gold in the two rings on the ends of the breastplate. Exodus 39:17

50

51





18 The two ends of the two braided chains they fastened in the two settings, and put them on the shoulder straps of the ephod in the front. Exodus 39:18

19 And they made two rings of gold and put them on the two ends of the breastplate, on the edge of it, which was on the inward side of the ephod. Exodus 39:19

52

53



Where NKJV uses “shoulder straps” some other translations say “sides of the ephod”




20 They made two other gold rings and put them on the two shoulder straps, underneath the ephod toward its front, right at the seam above the intricately woven band of the ephod. Exodus 39:20

21 And they bound the breastplate by means of its rings to the rings of the ephod with a blue cord, so that it would be above the intricately woven band of the ephod, and that the breastplate would not come loose from the ephod, as the LORD had commanded Moses. Exodus 39:21

54

55





**Making the Other Priestly Garments**

22 He made the robe of the ephod of woven work, all of blue.  
Exodus 39:22

23 And there was an opening in the middle of the robe, like the opening in a coat of mail, with a woven binding all around the opening, so that it would not tear.

Exodus 39:23

**BOTTOM OF BLUE ROBE**

**POMEGRANATES**

**BELLS**

**POMEGRANATES OF BLUE, PURPLE & SCARLET RED ALL AROUND. GOLDEN BELLS ALTERNATING WITH POMEGRANATES**

4/26/2014 High Priest's Garments - Nirmal Nathan, Trichy, India 38

24 They made on the hem of the robe pomegranates of blue, purple, and scarlet, and of fine woven linen.  
Exodus 39:24

photo by Eelco Kruidenier

25 And they made bells of pure gold, and put the bells between the pomegranates on the hem of the robe all around between the pomegranates:  
Exodus 39:25



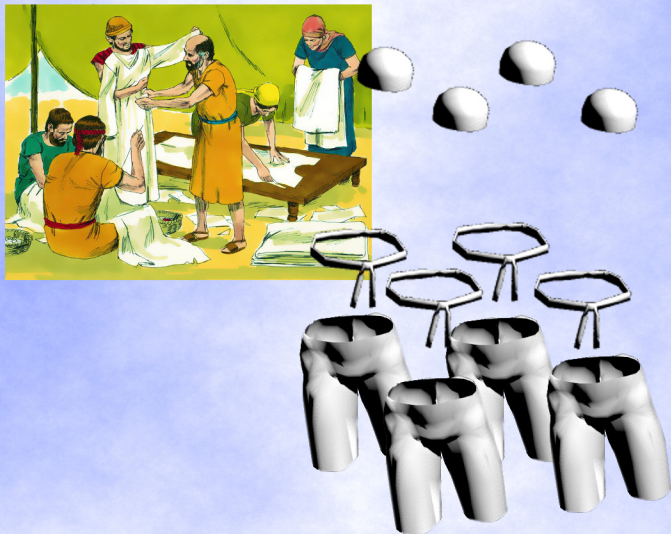


26 a bell and a pomegranate, a bell and a pomegranate, all around the hem of the robe to minister in, as the LORD had commanded Moses. Exodus 39 : 26

27 They made tunics, artistically woven of fine linen, for Aaron and his sons, Exodus 39 : 27

60

61



28 a turban of fine linen, exquisite hats of fine linen, short trousers of fine woven linen, Exodus 39 : 28




29 and a sash of fine woven linen with blue, purple, and scarlet thread, made by a weaver, as the LORD had commanded Moses. Exodus 39 : 29

62

63





<sup>30</sup> Then they made the plate of the holy crown of pure gold, and wrote on it an inscription like the engraving of a signet:

HOLINESS TO THE LORD.


Exodus 39 : 30

64

<sup>31</sup> And they tied to it a blue cord, to fasten it above on the turban, as the LORD had commanded Moses.

Exodus 39 : 31

65



The Work Completed



<sup>32</sup> Thus all the work of the tabernacle of the tent of meeting was finished. And the children of Israel did according to all that the LORD had commanded Moses; so they did.

Exodus 39 : 32

66

<sup>33</sup> And they brought the tabernacle to Moses, the tent and all its furnishings:

Exodus 39 : 33a


67





its clasps, its boards, its bars, its pillars, and its sockets;  
Exodus 39:33b

68



<sup>34</sup>the covering of ram skins dyed red, the covering of badger skins, and the veil of the covering;

Exodus 39:34


69



Numbers 4:1-6 describe the coverings for the ark of the covenant.

<sup>35</sup>the ark of the Testimony with its poles, and the mercy seat;  
Exodus 39:35

70



Numbers 4:7-8 describe the coverings for the table of showbread.

<sup>36</sup>the table, all its utensils, and the showbread;  
Exodus 39:36

71





Numbers 4:9-10 describe the coverings for the lampstand.



Numbers 4:11 describe the coverings for the alter of incense.

<sup>37</sup> the pure gold lampstand with its lamps (the lamps set in order), all its utensils, and the oil for light;  
Exodus 39:37

<sup>38</sup> the gold altar, the anointing oil, and the sweet incense;  
the screen for the tabernacle door; Exodus 39:38


72

73



Numbers 4:13-14 says the bronze alter and the laver and base were covered with a purple cloth and then badger's skins for transporting. The Samaritan Pentateuch makes the laver transportation more clear.

<sup>39</sup> the bronze altar, its grate of bronze, its poles, and all its utensils; the laver with its base;  
Exodus 39:39




<sup>40</sup> the hangings of the court, its pillars and its sockets, the screen for the court gate, its cords, and its pegs;  
Exodus 39:40a

74

75





The coverings for the service utensils is described in Numbers 4:12

all the utensils for the service of the tabernacle, for the tent of meeting; Exodus 39: 40b

41 and the garments of ministry, to minister in the holy place: the holy garments for Aaron the priest, and his sons' garments, to minister as priests. Exodus 39: 41

76

77



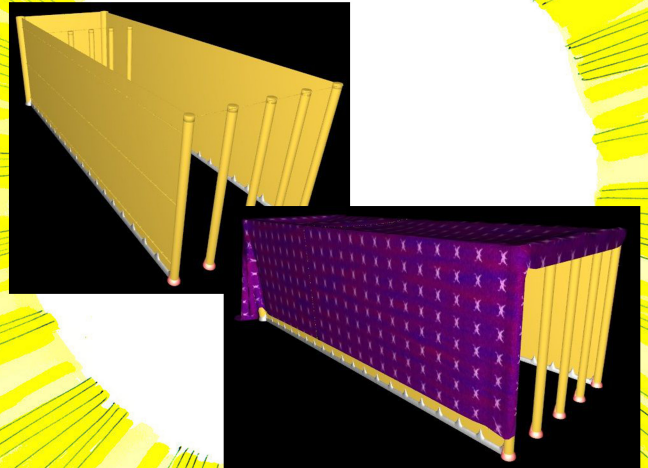
42 According to all that the LORD had commanded Moses, so the children of Israel did all the work. Exodus 39: 42

43 Then Moses looked over all the work, and indeed they had done it; as the LORD had commanded, just so they had done it. And Moses blessed them. Exodus 39: 43

78

79





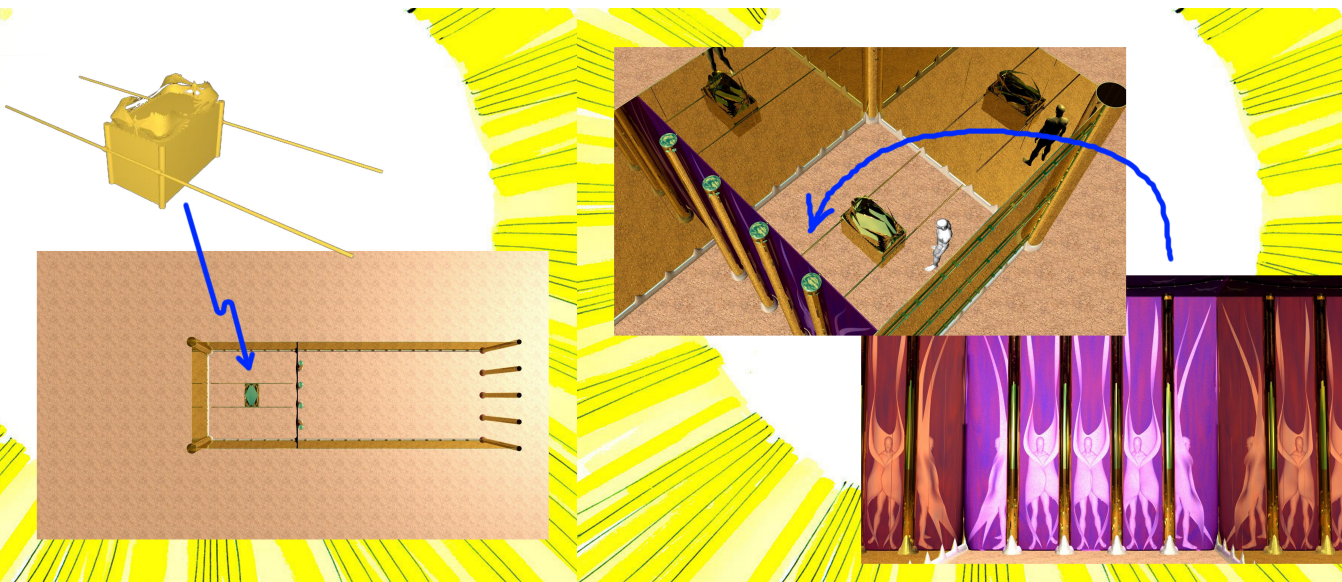
The Tabernacle Erected and Arranged

Chapter 40 <sup>1</sup>Then the LORD spoke to Moses, saying:  
Exodus 40 : 1

<sup>2</sup>“On the first day of the first month you shall set up the  
tabernacle of the tent of meeting. Exodus 40 : 2

80

81



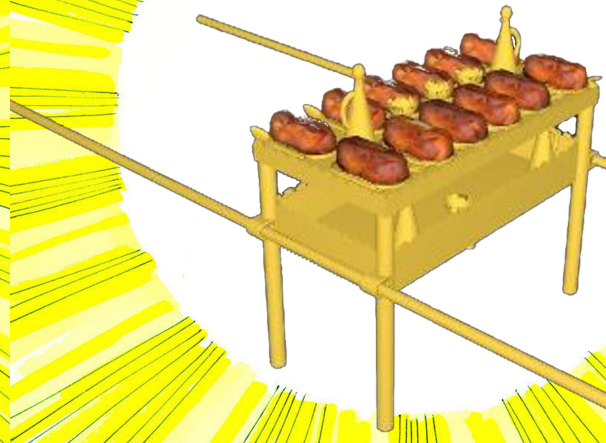
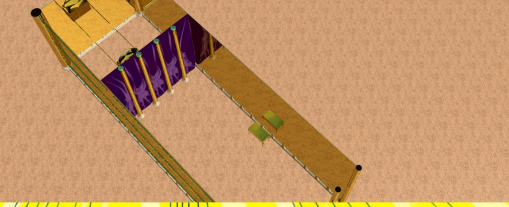

<sup>3</sup>You shall put in it the ark of the Testimony,  
Exodus 40 : 3a

and partition off the ark with the veil. Exodus 40 : 3b

82

83







<sup>4</sup>You shall bring in the table

Exodus 40:4a

and arrange the things that are to be set in order on it;  
Exodus 40:4b

84

85



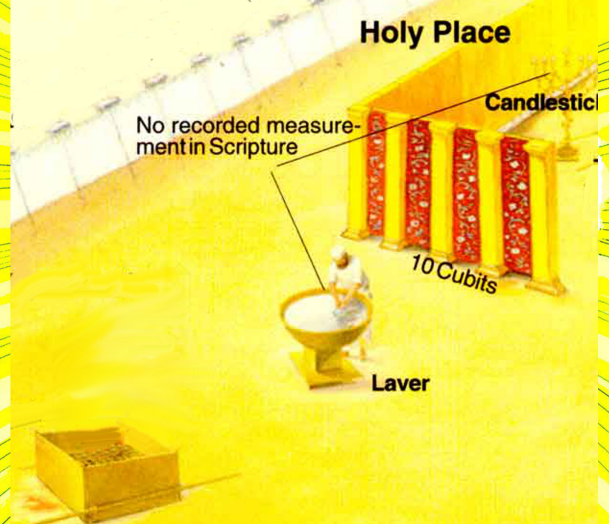
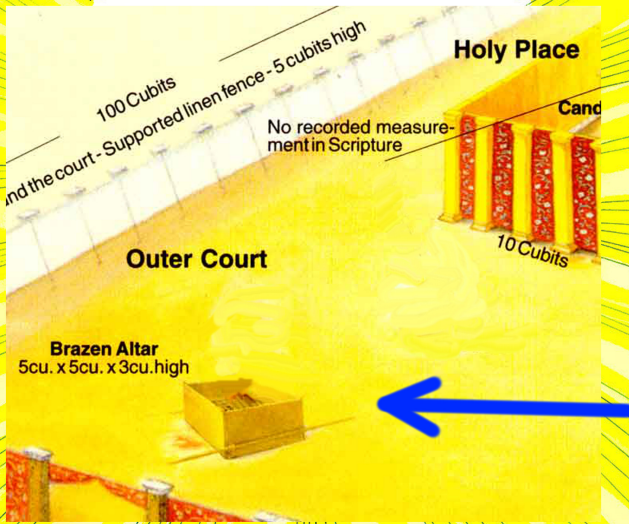
and you shall bring in the lampstand and light its lamps.  
Exodus 40:4c

<sup>5</sup>You shall also set the altar of gold for the incense before  
the ark of the Testimony, and put up the screen for the  
door of the tabernacle.  
Exodus 40:5

86

87





<sup>6</sup>Then you shall set the altar of the burnt offering before the door of the tabernacle of the tent of meeting.

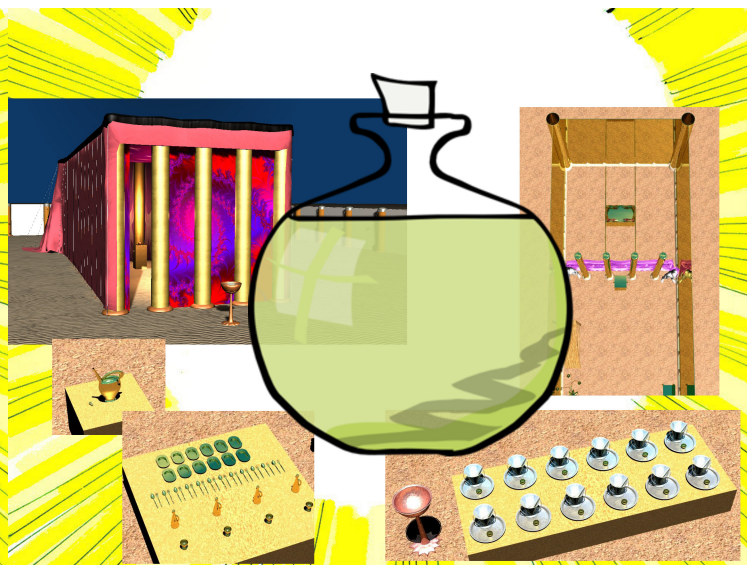

Exodus 40 : 6

<sup>7</sup>And you shall set the laver between the tabernacle of meeting and the altar, and put water in it.

Exodus 40 : 7

88

89



<sup>8</sup>You shall set up the court all around, and hang up the screen at the court gate.

Exodus 40 : 8


<sup>9</sup>“And you shall take the anointing oil, and anoint the tabernacle and all that is in it; and you shall hallow it and all its utensils, and it shall be holy.

Exodus 40 : 9

90

91





10 You shall anoint the altar of the burnt offering and all its utensils, and consecrate the altar. The altar shall be most holy.  
Exodus 40:10


11 And you shall anoint the laver and its base, and consecrate it.  
Exodus 40:11



12 "Then you shall bring Aaron and his sons to the door of the tabernacle of meeting and wash them with water.  
Exodus 40:12

13 You shall put the holy garments on Aaron, and anoint him and consecrate him, that he may minister to Me as priest.  
Exodus 40:13





14 And you shall bring his sons and clothe them with tunics.  
Exodus 40:14

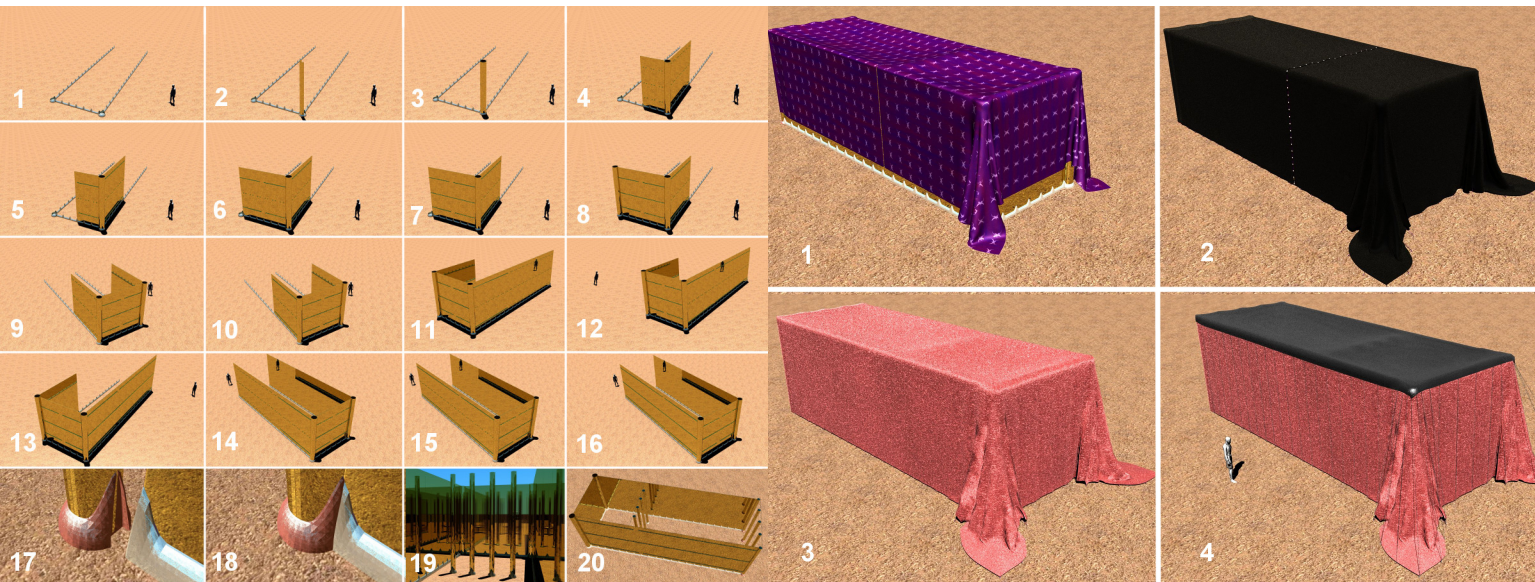
15 You shall anoint them, as you anointed their father, that they may minister to Me as priests; for their anointing shall surely be an everlasting priesthood throughout their generations.”  
Exodus 40:15



16 Thus Moses did; according to all that the LORD had commanded him, so he did.  
Exodus 40:16


17 And it came to pass in the first month of the second year, on the first day of the month, that the tabernacle was raised up.  
Exodus 40:17





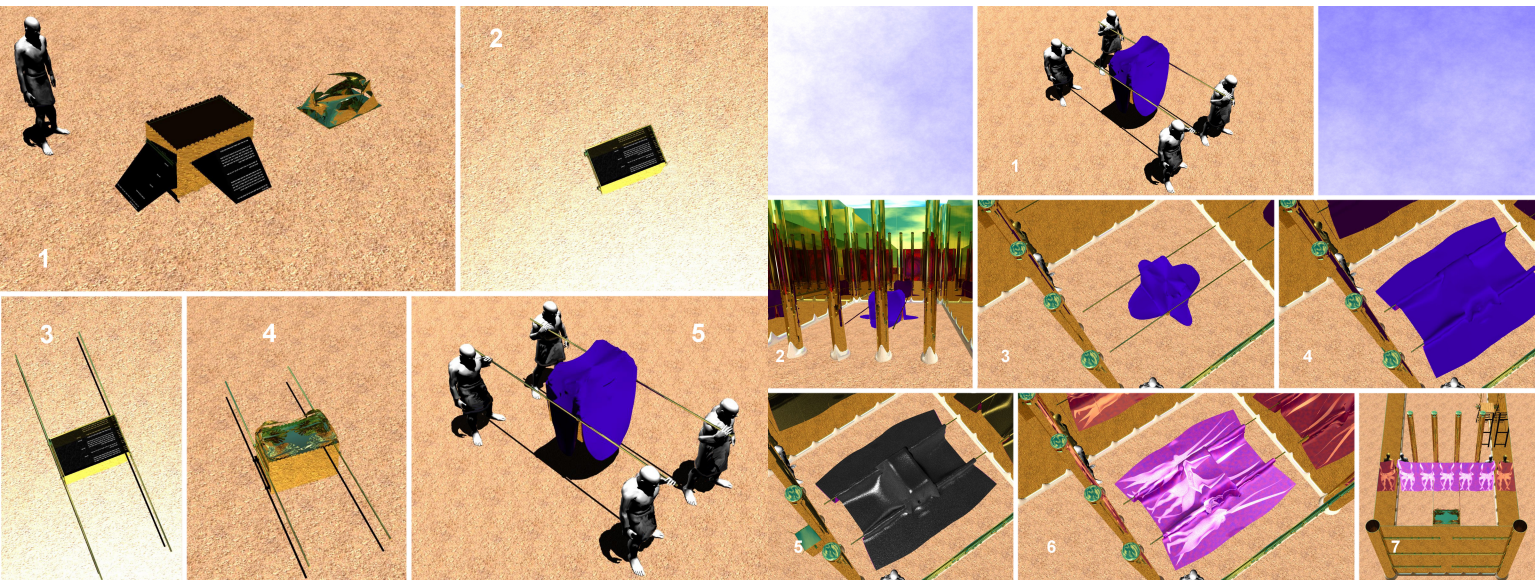
18 So Moses raised up the tabernacle, fastened its sockets, set up its boards, put in its bars, and raised up its pillars.  
Exodus 40:18

100



19 And he spread out the tent over the tabernacle and put the covering of the tent on top of it, as the LORD had commanded Moses.  
Exodus 40:19

101



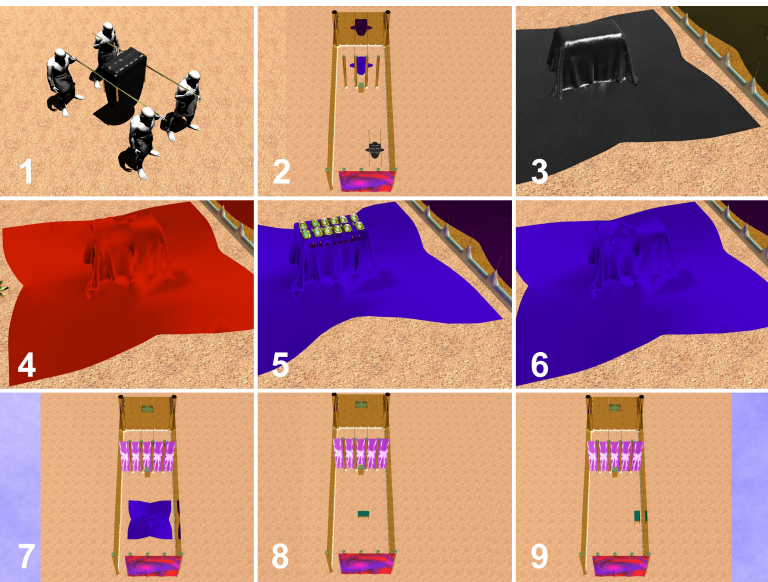
20 He took the Testimony and put it into the ark, inserted the poles through the rings of the ark, and put the mercy seat on top of the ark.  
Exodus 40:20

102

21 And he brought the ark into the tabernacle, hung up the veil of the covering, and partitioned off the ark of the Testimony, as the LORD had commanded Moses.  
Exodus 40:21

103






<sup>22</sup> He put the table in the tabernacle of meeting, on the north side of the tabernacle, outside the veil;  
Exodus 40 : 22

<sup>23</sup> and he set the bread in order upon it before the LORD, as the LORD had commanded Moses. Exodus 40 : 23

104

105




<sup>24</sup> He put the lampstand in the tabernacle of meeting, across from the table, on the south side of the tabernacle;  
Exodus 40 : 24

<sup>25</sup> and he lit the lamps before the LORD, as the LORD had commanded Moses. Exodus 40 : 25

106


107





<sup>26</sup> He put the gold altar in the tabernacle of meeting in front of the veil;  
Exodus 40:26


<sup>27</sup> and he burned sweet incense on it, as the LORD had commanded Moses.  
Exodus 40:27



<sup>28</sup> He hung up the screen at the door of the tabernacle.  
Exodus 40:28

<sup>29</sup> And he put the altar of burnt offering before the door of the tabernacle of the tent of meeting, and offered upon it the burnt offering and the grain offering, as the LORD had commanded Moses.  
Exodus 40:29






<sup>30</sup> He set the laver between the tabernacle of meeting and the altar, and put water there for washing;  
Exodus 40:30

<sup>31</sup> and Moses, Aaron, and his sons would wash their hands and their feet with water from it. Exodus 40:31

112

113




<sup>32</sup> Whenever they went into the tabernacle of meeting, and when they came near the altar, they washed, as the LORD had commanded Moses.  
Exodus 40:32

<sup>33</sup> And he raised up the court all around the tabernacle and the altar, and hung up the screen of the court gate. So Moses finished the work. Exodus 40:33

114

115







### The Cloud and the Glory

34 Then the cloud covered the tabernacle of meeting, and the glory of the LORD filled the tabernacle.  
Exodus 40:34

116

35 And Moses was not able to enter the tabernacle of meeting, because the cloud rested above it, and the glory of the LORD filled the tabernacle.  
Exodus 40:35

117




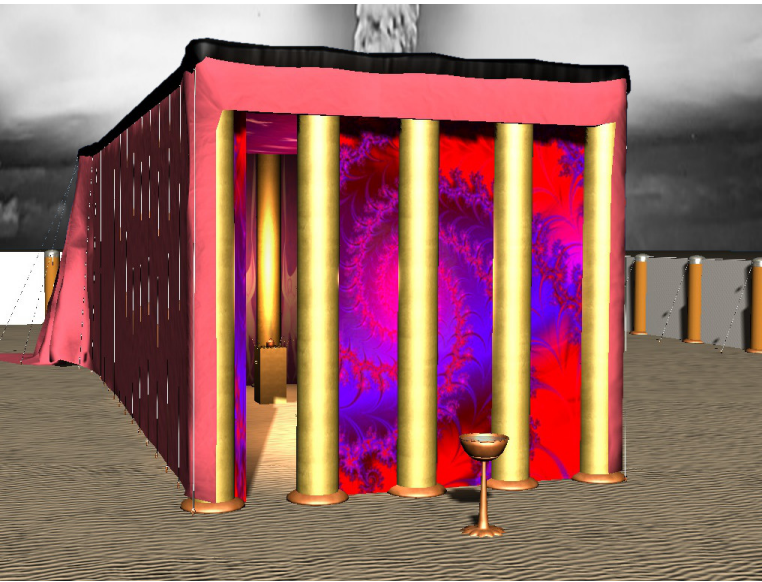
36 Whenever the cloud was taken up from above the tabernacle, the children of Israel would go onward in all their journeys.  
Exodus 40:36

118

37 But if the cloud was not taken up, then they did not journey till the day that it was taken up.  
Exodus 40:37

119





<sup>38</sup> For the cloud of the LORD was above the tabernacle by day,  
Exodus 40:38a

and fire was over it by night, in the sight of all the house  
of Israel, throughout all their journeys. Exodus 40:38b

120

121



View from the entrance



View toward the entrance

122

123







## Question Set A: Chapters 38-40

There are many useful questions at <http://www.pbequizengine.com/>

### Exodus Chapter 38

- 1) Can you give the length, breadth and height of the altar of burnt offering? ([Exodus 38:1](#))
- 2) What metal was used to overlay the altar of burnt offering? ([Exodus 38:2](#))
- 3) What was on the four corners of the altar of burnt offering? ([Exodus 38:2](#))
- 4) What kind of metal was used to make the pots, shovels, basins, flesh hooks, fire pans to be used with the altar of burnt offering? ([Exodus 38:3](#))
- 5) What kind of grate was made for the altar of burnt offering? ([Exodus 38:4](#))
- 6) The altar had four rings of brass to be placed for the staves. What purpose did this serve? ([Exodus 38:7](#))
- 7) What kind of metal was used to make the laver and its foot? ([Exodus 38:8](#))
- 8) How long was the South side of the court of the tabernacle? ([Exodus 38:9](#))
- 9) How many pillars were on the South side of the court of the tabernacle? ([Exodus 38:10](#))
- 10) How long was the North side of the court of the tabernacle? ([Exodus 38:11](#))
- 11) How many pillars were on the North side of the court of the tabernacle? ([Exodus 38:11](#))
- 12) How long were the hangings for the West side of the court of the tabernacle? ([Exodus 38:12](#))
- 13) How many pillars did the West side of the court of the tabernacle have? ([Exodus 38:12](#))
- 14) How many cubits of hangings were on each side of the gate in the East end of the court of the tabernacle? ([Exodus 38:14](#))
- 15) What was the length of the hanging for the gate in the East end of the court of the tabernacle? ([Exodus 38:18](#))
- 16) The height in the breadth of the hanging for the gate in the East end of the court of the tabernacle was how many cubits? ([Exodus 38:18](#))
- 17) Who were an engraver, a cunning workman, and an embroiderer in blue, purple, scarlet and fine linen? ([Exodus 38:23](#))
- 18) What was the total amount of gold used for the work on the sanctuary? ([Exodus 38:24](#))
- 19) How much silver was used? ([Exodus 38:25](#))
- 20) How many men over 20 years old had been counted? ([Exodus 38:26](#))
- 21) How much silver was in each base? ([Exodus 38:27](#))
- 22) What was the 1,775 shekels of silver used for? ([Exodus 38:28](#))
- 23) How much bronze was used? ([Exodus 38:29](#))
- 24) What was made of the bronze? ([Exodus 38:30-31](#))

### Exodus Chapter 39

- 1) How did they mix the gold in with the blue, purple and scarlet yarn for the ephod? ([Exodus 39:3](#))

- 2) What two things besides the ephod were made of gold, blue, purple, scarlet and fine linen? ([Exodus 39:8](#))
- 3) The onyx stones were enclosed in ouches of gold and put on the shoulders of the ephod. What was the graven on the onyx stones? ([Exodus 39:6-7](#))
- 4) Can you name the three stones in the first row of stones on the breastplate? ([Exodus 39:10](#))
- 5) Can you name the three stones in the second row of stones on the breastplate? ([Exodus 39:11](#))
- 6) Can you name the three stones in the third row of stones on the breastplate? ([Exodus 39:12](#))
- 7) Can you name the three stones in the fourth row of stones on the breastplate? ([Exodus 39:13](#))
- 8) Whose names were engraved on the twelve stones on the breastplate? ([Exodus 39:14](#))
- 9) What color was the robe of the ephod? ([Exodus 39:22](#))
- 10) Pomegranates made of twined linen were made upon the hems of the robe. What colors were they? ([Exodus 39:24](#))
- 11) What was placed between the pomegranates on the hem of the robe? ([Exodus 39:25](#))
- 12) The children of Israel made for Aaron and his sons, coats, a mitre, bonnets; breeches and a girdle. What kind of material was used in making these articles? ([Exodus 39:27-30](#))
- 13) Can you give the four words engraved on the plate of the holy crown of pure gold which was fastened upon the mitre? ([Exodus 39:30-31](#))
- 14) Who inspected the work of the children of Israel when the tabernacle and all its furnishings were completed? ([Exodus 39:33-43](#))
- 15) What did Moses do when he saw that the children of Israel had done all the work on the tabernacle and its furnishings as the Lord had commanded? ([Exodus 39:43](#))

#### **Exodus Chapter 40**

- 1) When was the tabernacle to be set up? ([Exodus 40:2](#))
- 2) What order was it set up in, according to verses two through eight? ([Exodus 40:2-8](#))
- 3) What was to be done when all was set up? ([Exodus 40:9](#))
- 4) Aaron and who else was washed at the door of the tabernacle? ([Exodus 40:12](#))
- 5) The washing, clothing, anointing and sanctifying of Aaron and his sons was an everlasting what through out their generations? ([Exodus 40:12-16](#))
- 6) What did Moses put above the ark that held the testimony when the tabernacle was erected? ([Exodus 40:20](#))
- 7) When Moses brought the ark into the tabernacle, what was set up and covered the ark of the testimony? ([Exodus 40:21](#))
- 8) When the tabernacle was set up on which side of the tabernacle, with out the veil was the table placed? ([Exodus 40:22](#))
- 9) What was set on the table in the holy place? ([Exodus 40:23](#))
- 10) On which side of the tabernacle in the holy place was the candlestick placed? ([Exodus 40:24](#))
- 11) What was placed before the veil that separated the holy place and the most holy place? ([Exodus 40:26-27](#))



- 12) Where was the altar of burnt offerings placed? ([Exodus 40:29](#))
- 13) What was put in the laver and for what purpose? ([Exodus 40:30](#))
- 14) Who washed in the laver the day the tabernacle was set up? ([Exodus 40:31](#))
- 15) When Moses finished the work of setting up the tabernacle, what covered the tent of the congregation? ([Exodus 40:33-34](#))
- 16) When Moses finished setting up the tabernacle the glory of the Lord filled what? ([Exodus 40:35](#))
- 17) When the cloud was taken up from over the tabernacle what did the children of Israel do? ([Exodus 40:36](#))
- 18) If the cloud over the tabernacle was not taken up what did the children of Israel do? ([Exodus 40:37](#))
- 19) The cloud of the Lord was on the tabernacle by day. What was on the tabernacle by night through out all the journeys of the children of Israel? ([Exodus 40:38](#))
- 20) What was done to Aaron and his sons before they were dressed? ([Exodus 40:12](#))
- 21) How long was Aaron's priesthood to last? ([Exodus 40:15](#))
- 22) What happened when everything was set up? ([Exodus 40:34](#))
- 23) How did the people know when it was time to move? ([Exodus 40:36](#))
- 24) What was over the tabernacle by day and by night? ([Exodus 40:38](#))
- 25) What was this in sight of? ([Exodus 40:38](#))

Note: I pray that these questions have helped your study and understanding of Gods' word in the Bible. Please feel free to pass them on to other people if they have helped you.

Your, Brother in Christ

Frank Rose <http://my-ccm.com/old-testament-questions/questions-about-the-book-of-exodus/>





## Question Set B: Exodus 38 (Questions)

By Erwin DeGraaff

1. 38: 1     What kind of wood was used for the altar of burnt offerings?  
.....
2. 38: 1     What were the measurements of the altar of burnt offerings?  
.....
3. 38:1      What was the shape of the altar of burnt offering at its base?  
.....
4. 38: 2     What were at the four corners of the altar of burnt offering?.....
5. 38: 2     What was the altar of burnt offering overlaid with? .....
6. 38: 3     Name 3 of the 5 utensils that go with the altar of burnt offerings and  
what they were made of. ....
7. 38: 5-7   What was used to carry the altar of burnt offerings? .....
8. 38:9, 11   How long were the hangings for the north and south side? .....
9. 38:10     How many pillars were needed to support the hangings? .....
10. 38:12, 13     How long were the hangings for the west and east side of the court?  
.....
11. 38:10     What metals are mentioned for the pillars? .....
12. 38:16     What were the hangings made of? .....
13. 38:18     What was the screen for the gate made of? Be specific. ....
14. 38:18     How wide and tall was the screen for the gate? .....

15. 38:14, 15 How wide were the hangings on either side of the gate and how many pillars supported each hanging? .....
16. 38:21 Who made an inventory of materials for the tabernacle? .....
17. 38:22 Give the name and a specific description of the person who made all that the Lord commanded Moses.....
18. 38:23 Who else was responsible for making the tabernacle. Give a specific description of him beside the name. ....
19. 38:23 What was Ahisamach skilled in? .....
20. 38:24 How much gold was used to make everything for the tabernacle? .....
21. 38:25 How much silver was used to make the tabernacle?.....
22. 38:26 How many men were counted over 20 years old? .....
23. 38:26 How much did each man over 20 years old have to contribute to the tabernacle? .....
24. 38:27 What was made from the hundred talents of silver? .....
25. 38:28 What was made from the 1775 shekels of silver? .....
26. 38:29 How much bronze was used for the tabernacle? .....
27. 30:30, 31 What was made from the bronze? .....



## Question Set B: Exodus 38 (Questions and Answers)

By Erwin DeGraaff

1. 38: 1     What kind of wood was used for the altar of burnt offerings?  
..... (Acacia)
2. 38: 1     What were the measurements of the altar of burnt offerings?  
.....  
(5 Cubits long, 5 cubits wide and 3 cubits high.)
- 3 38:1     What was the shape of the altar of burnt offering at its base?  
..... (Square)
4. 38: 2     What were at the four corners of the altar of burnt offering?.....  
(Horns)
5. 38: 2     What was the altar of burnt offering overlaid with? .....(Bronze)
6. 38: 3     Name 3 of the 5 utensils that go with the altar of burnt offerings and  
what they were made of . .....  
.....  
(Pans, shovels, basins, forks, firepans – all utensils were made of bronze)
7. 38: 5-7   What was used to carry the altar of burnt offerings? .....  
.....  
(Poles of acacia wood overlaid with bronze were put through 4 rings on  
the side of the altar)
8. 38:9, 11   How long were the hangings for the north and south side? .....  
..... (One hundred cubits long.)
9. 38:10     How many pillars were needed to support the hangings? ..... (20)
10. 38:12, 13     How long were the hangings for the west and east side of the court?  
..... (50 Cubits)
11. 38:10     What metals are mentioned for the pillars? .....  
(Bronze – bases, silver – hooks & bands, capitals)
12. 38:16     What were the hangings made of? .....

(Fine woven linen.)

13. 38:18 What was the screen for the gate made of? Be specific. ....  
 .....  
 (Woven of blue, purple, scarlet thread, and fine woven linen)
14. 38:18 How wide and tall was the screen for the gate? .....  
 ..... (20 Cubits wide, 5 cubits tall)
15. 38:14, 15 How wide were the hangings on either side of the gate and how  
 many pillars supported each hanging? .....  
 ..... (15 cubits wide, 3 pillars)
16. 38:21 Who made an inventory of materials for the tabernacle? .....  
 ..... (Ithamar, son of Aaron, the priest)
17. 38:22 Give the name and a specific description of the person who made all that  
 the Lord commanded Moses.....  
 .....  
 (Bezalel the son of Uri, the son of Hur, of the tribe of Judah.)
18. 38:23 Who else was responsible for making the tabernacle. Give a specific  
 description of him beside the name. ....  
 .....  
 (Aholiab the son of Ahisamach, of the tribe of Dan)
19. 38:23 What was Ahisamach skilled in? .....  
 (Engraving, designing, weaving of blue, purple, scarlet thread and of fine  
 linen.)
20. 38:24 How much gold was used to make everything for the tabernacle? .....  
 ..... ( 29 talents and 730 shekels)  
 {F.Y.I. An OT talent was 75 pounds. (= 34 kilograms) A shekel is about  
 2/5 ounce. (= 11 grams).The sanctuary shekel was slightly different from  
 that of the ordinary shekel. The total weight of gold used was over 1 ton,  
 the silver amounted to over 3 ¾ tons and the bronze was about 2 ½ tons}
21. 38:25 How much silver was used to make the tabernacle?.....  
 ..... (100 talents and 1775 shekels)
22. 38:26 How many men were counted over 20 years old? .....  
 .....  
 (Six hundred and three thousand, five hundred and fifty men =



603,550)

23. 38:26 How much did each man over 20 years old have to contribute to the tabernacle? ..... (half a shekel of silver)
24. 38:27 What was made from the hundred talents of silver? .....  
..... (100 sockets of the sanctuary and the bases for the veil.
25. 38:28 What was made from the 1775 shekels of silver? .....  
..... (hooks for the pillars, overlaid their capitals, and bands for the pillars)
26. 38:29 How much bronze was used for the tabernacle? .....  
(seventy talents and two thousand four hundred (2400) shekels)
27. 30:30, 31 What was made from the bronze? .....  
.....  
(sockets for the door of the tabernacle, the bronze altar, , the bronze grating, all the utensils for the altar, the sockets for the court, the bases for the court gate, all the pegs for the tabernacle, all the pegs for the court.





### Question Set B: Exodus 39 (Questions)

By Erwin DeGraaff

1. 39: 1     What colors thread were used to make the garments for Aaron?  
.....
2. 39: 1     These garments were called garments of .....
3. 39: 2     What was the ephod made of? Name 5. ....  
.....
4. 39: 3     How did they make gold thread? .....  
.....
5. 39: 4     What was used to couple the ephod together? .....
6. 39: 6,7   What was placed on the shoulder straps of the ephod? .....
7. 39: 7     The stones on the shoulders of the ephod served which purpose?  
.....
8. 39: 9     What was the size of the breastplate?.....
9. 39:10-13   How many stones were set in the breastplate? .....
10. 39:10-13   Name the twelve stones of the breastplate. ....  
    Row 1           .....           .....           .....  
    Row 2           .....           .....           .....  
    Row 3           .....           .....           .....  
    Row 4           .....           .....           .....
11. 39:14    What was engraved in the twelve stones?.....  
.....
12. 39:15-19   How was the breastplate worn? .....  
.....
13. 39:21     Why was the breastplate so intricately attached to the ephod?  
.....
14. 39:22     The robe of the ephod was made of ..... , all of .....

- 15. 39:24,25 What was on the hem of the ephod? .....
- 16. 39:27 What did the priests wear under the ephod? .....
- 17. 39:28 What do the priests wear on their heads? .....
- 18. 39:29 What did the priest wear around his waist? Describe the item.  
.....
- 19. 39:30 What was engraved on the gold plate of the holy crown?.....  
.....
- 20. 39:34 The coverings for the tabernacle were made from what two animals?  
.....
- 21. 39:42 The children of Israel did all their work ..... to all that the  
..... had .....
- 22. 39:43 Name two actions Moses took after the Israelites brought all the items to  
him for the tabernacle and the priests. ....  
.....



## Question Set B: Exodus 39 (Questions and Answers)

By Erwin DeGraaff

1. 39: 1 What colors thread were used to make the garments for Aaron?  
..... (blue, purple, scarlet)
2. 39: 1 These garments were called garments of ..... (ministry)
3. 39: 2 What was the ephod made of? Name 5. ....  
.....  
(Gold, blue, purple, scarlet thread, fine woven linen)
4. 39: 3 How did they make gold thread? .....  
..... (They beat the gold into thin sheets and cut it into threads.)
5. 39: 4 What was used to couple the ephod together? .....  
(shoulder straps)
6. 39: 6,7 What was placed on the shoulder straps of the ephod? .....  
..... (onyx stones engraved with the names of the sons of Israel)
7. 39: 7 The stones on the shoulders of the ephod served which purpose?  
..... (Memorial stones for the sons of Israel)
8. 39: 9 What was the size of the breastplate?.....  
(A span long and wide.)
9. 39:10-13 How many stones were set in the breastplate? ..... (12)
10. 39:10-13 Name the twelve stones of the breastplate. ....

Row 1	sardius	topaz	emerald
Row 2	turquoise	sapphire	diamond
Row 3	jacinth	agate	amethyst
Row 4	beryl	onyx	jasper
11. 39:14 What was engraved in the twelve stones?.....  
..... (The names of the 12 tribes of Israel)

12. 39:15-19 How was the breastplate worn? .....  
 .....  
 (2 Chains like braided cords of pure gold attached it to the shoulder straps)
13. 39:21 Why was the breastplate so intricately attached to the ephod? ..... (So that it would not come loose from the ephod)
14. 39:22 The robe of the ephod was made of ..... , all of .....  
 (woven, work, blue)
15. 39:24,25 What was on the hem of the ephod? .....  
 (Pomegranates of blue, purple, scarlet and of fine woven linen, and bells of pure gold.)
16. 39:27 What did the priests wear under the ephod? .....  
 (tunics, artistically woven of fine linen.)
17. 39:28 What do the priests wear on their heads? .....  
 (Turbans of fine linen.)
18. 39:29 What did the priest wear around his waist? Describe the item.  
 .....  
 (A sash of fine woven linen with blue, purple, and scarlet thread)
19. 39:30 What was engraved on the gold plate of the holy crown?.....  
 ..... (Holiness to the Lord)
20. 39:34 The coverings for the tabernacle were made from what two animals?  
 ..... (rams and badgers)
21. 39:42 The children of Israel did all their work ..... to all that the  
 ..... had .....  
 (according, Lord, commanded, Moses)
22. 39:43 Name two actions Moses took after the Israelites brought all the items to him for the tabernacle and the priests. ....  
 ..... (Looked over all the work, blessed them)



### Question Set B: Exodus 40 (Questions)

By Erwin DeGraaff

1. 40: 2     What is used to partition off the tabernacle? .....
2. 40:3-5    What items does Moses have to put in the tabernacle? Name 4.  
.....
3. 40: 6     What is to be placed before the door of the tabernacle of the tent of  
meeting? .....
4. 40: 7     What has to be placed between the tabernacle of meeting and the altar?  
.....
5. 40: 8     What has to be set up all around the tabernacle? .....
6. 40: 8     What would function as the gate to the court? .....
7. 40:9      What was used to consecrate the tabernacle and all the items in it?  
.....
8. 40: 10    Anointing oil was used to consecrate the altar and to make it .....
9. 40: 12-13 Name 4 “actions” that have to be done to Aaron before he could  
function as priest.  
.....  
.....  
.....  
.....
10. 40:14    Aaron’s sons had to wear ..... to be priests.
11. 40: 15    What words were used to describe Aaron’s and his sons’ priesthood?  
Be specific. ....
12. 40:17    On exactly what day was the tabernacle raised up? Be specific.  
.....  
.....
13. 40:18    Name the 5 actions that Moses performed to set up the tent of meeting?  
.....  
.....

.....  
.....  
.....

14. 40:20 What did Moses put in the ark and on the ark? .....

15. 40:22 The table was put in which direction in the tabernacle in relation to the ark? .....

16. 40:23 What and how did Moses put on the table as he Lord commanded him? .....

17. 40:24 Where was the lampstand placed? .....

18. 40:26 Where was the gold altar placed in the tabernacle? .....

19. 40:27 What did Moses burn on the gold altar? .....

20. 40:29 What was burnt on the altar of burn offering? .....

21. 40:30 Where was the laver placed? .....

22. 40:31 Who would wash their hands with water from the laver? .....

23. 40:32 On which two occasions do they have to wash their hands? .....

24. 40:34 What filled the tabernacle when the cloud covered it? .....

25. 40:35 Why was Moses not able to enter the tabernacle of meeting? .....

26. 40: 36 How did the Israelites know when to continue their travel? .....

27. 40:38 What was over the tabernacle by night? .....



## Question Set B: Exodus 40 (Questions and Answers)

By Erwin DeGraaff

1. 40: 2 What is used to partition off the tabernacle? .....  
(Veil)
2. 40:3-5 What items does Moses have to put in the tabernacle? Name 4.  
.....  
(the ark of the Testimony, table, lampstand, altar of gold for incense)
3. 40: 6 What is to be placed before the door of the tabernacle of the tent of meeting? .....(the altar of the burnt offering)
4. 40: 7 What has to be placed between the tabernacle of meeting and the altar? ..... (the laver)
5. 40: 8 What has to be set up all around the tabernacle? .....  
(the court)
6. 40: 8 What would function as the gate to the court? .....  
(a screen)
7. 40:9 What was used to consecrate the tabernacle and all the items in it? ..... (anointing oil)
8. 40: 10 Anointing oil was used to consecrate the altar and to make it .....  
..... (most holy)
9. 40: 12-13 Name 4 “actions” that have to be done to Aaron before he could function as priest.  
..... (Wash with water at the door of the tabernacle)  
..... (put holy garments on)  
..... (anoint him)  
..... (consecrate him)
10. 40:14 Aaron’s sons had to wear ..... (tunics) to be priests.
11. 40: 15 What words were used to describe Aaron’s and his sons’ priesthood? Be specific. ....  
(An everlasting priesthood throughout their generations)

12. 40:17 On exactly what day was the tabernacle raised up? Be specific.  
.....  
(On the first day of the first month of the second year)
13. 40:18 Name the 5 actions that Moses performed to set up the tent of meeting?  
..... (raised up the tabernacle)  
..... (fastened its sockets)  
..... (set up its boards)  
..... (put in its bars)  
..... (raised up its pillars)
14. 40:20 What did Moses put in the ark and on the ark? .....  
..... (The Testimony & the mercy seat)
15. 40:22 The table was put in which direction in the tabernacle in relation to the ark? ..... (north)
16. 40:23 What and how did Moses put on the table as he Lord commanded him?  
..... (he set the bread in order)
17. 40:24 Where was the lampstand placed? .....  
(Across from the table on the south side of the tabernacle)
18. 40:26 Where was the gold altar placed in the tabernacle? .....  
(In front of the veil)
19. 40:27 What did Moses burn on the gold altar? .....  
(Sweet incense)
20. 40:29 What was burnt on the altar of burn offering? .....  
.....
21. 40:30 Where was the laver placed? .....  
(Between the tabernacle of meeting and the altar)
22. 40:31 Who would wash their hands with water from the laver? .....  
..... (Moses, Aaron, and his sons)
23. 40:32 On which two occasions do they have to wash their hands? .....  
..... (When they went into the tabernacle of meeting and when they came near the altar.)
24. 40:34 What filled the tabernacle when the cloud covered it? .....  
..... (The glory of God)



25. 40:35 Why was Moses not able to enter the tabernacle of meeting? .....  
..... (Because the cloud covered it  
and the glory of the Lord filled the tabernacle.)
26. 40: 36 How did the Israelites know when to continue their travel? .....  
..... (When the cloud was taken up from  
above the tabernacle.)
27. 40:38 What was over the tabernacle by night? ..... (Fire)





## Estimating the Sanctuary Shekel At the Time of Moses in Building the Tabernacle

**Abstract:** In trying to determine how to show the amount of silver and gold that was brought for the construction of the tabernacle in Exodus 38:25-26, calculations were made using the conversions implied in the immediate texts. Then, the total was compared with Ezekiel's description of setting up the new Temple measuring system, and using the Babylonian mina which is presumably the measuring system with which Ezekiel would have been familiar. It is also reasonable that he was re-establishing the original temple/tabernacle/sanctuary shekel's weight, since his conversion between shekels and mina do not match the reported Babylonian conversion factor. By substitution, then, the Sanctuary Shekel as described in Exodus 38:25-26 is very likely 10.0 g. A literature search confirms this conclusion in at least 2 sources. The conclusion that there were therefore only 50 shekels per mina in the Hebraic system is confirmed in at least one source.

**Introduction:** How much silver was brought for the construction of the tabernacle? In trying to show the amount of silver brought as listed in Exodus 38:25-26, I did the following calculations:

1. Exodus 38:25 “And the silver from those who were numbered of the congregation was one hundred talents and one thousand seven hundred and seventy-five shekels, according to the shekel of the sanctuary: a bekah for each man (that is, half a shekel, according to the shekel of the sanctuary), for everyone included in the numbering from twenty years old and above, for six hundred and three thousand, five hundred and fifty men.” NKJV
2. One observation is that it is likely there were at least two different values for something called a shekel, since this verse specifies the shekel of the sanctuary. Therefore, we should be able to find two “standard” shekels in the Egyptian system, and one of them was going to be used for the sanctuary system, as opposed to a regular trading system.
3. Calculating the number of shekels total brought:  
 $603,550 \text{ men} \times 0.5 \text{ shekel/man} = 301,775 \text{ shekels}$

Subtracting out the remainder of shekels listed gives the number of shekels per talent.

$301,775 \text{ shekels total} - 1,775 \text{ shekels} = 300,000 \text{ shekels}$ , which is 100 talents.

Therefore, there are 300,000 shekels per 100 talents or

**3,000 sanctuary shekels per talent.**

4. Ezekiel was contemporary with Daniel, who was taken away captive to Babylon. The Babylonians had taken over the rulership of the Jews, and were the significant power over most of the world. It is therefore a reasonable assumption that Ezekiel would be familiar with the Babylonian system of weights and measures. Ezekiel was given the vision about the new temple that has yet to be built. He was given a set of equivalents in capacities and weights to use in the new temple. I am making two assumptions with this data.
  1. Ezekiel is re-establishing the original values God set up with the first tabernacle in Exodus.
  2. Ezekiel's measurements are different in some respects from the Babylonian system, or else he may not have needed to restate them with such detail.

“ And the shekel *shall be* twenty gerahs: twenty shekels, five and twenty shekels, fifteen shekels, shall be your maneh.” Ezekiel 45:12

3. **Case I:** Assuming the “maneh” in Ezekiel 45:12 is the same thing as the Babylonian mina (Strong's Hebrew 4488, “maneh, mina (a measure of weight or money)”), and the Babylonian mina had the following conversions, according to this source:  
<http://www.livius.org/w/weights/weights.html>
1. 1 mina = 499.8 g = 1.100 US pounds (original seems to be 500.0 g)
  2. Now, substituting the equivalents that Ezekiel set up:
    1. 1 mina = (20 shekels + 25 shekels + 15 shekels) = 60 shekels.
    2. 60 shekels = 499.8 g. (substitute 1 and 2)
    3. 1 shekel = 499.8 g/60 = 8.33 g (Using Babylonian equivalents)

Using the mina as the same standard as the Babylonians, but using the 3000 shekels/talent, then we have a possibility of

$301,775 \text{ shekels} \times 8.33 \text{ g/shekel} = \mathbf{2,513,785 \text{ g silver brought.}}$

However, this would make a sanctuary shekel to be exactly the same weight as the “normal” shekel in Babylon, according to the source above. The difference seems to be in the number of shekels per talent.

So, case II:

**Case II.** Using the Babylonian talent weight, and adjusting the sanctuary shekel:

If we use the Babylonian talent weight of 1 talent = 60 mina = 3600 shekels = 30.00 kg, then

1 talent = 30,000 g

Leftovers: 1775 shekels/3,000 shekels per talent = 0.591 talents leftover

Add 100 talents = 100.59 talents brought.

$100.59 \text{ talents} \times 30,000 \text{ g/talent} = \mathbf{3,017,700 \text{ g silver brought.}}$

$3,017,700 \text{ g} / 301,775 \text{ shekels} = 9.9998 \text{ g/shekel}$ , which is effectively 10.000 g/shekels

Or **10.0 g/sanctuary shekel**, which would denote a different standard for the sanctuary shekel than the prevailing “regular” shekel of 8.333 g.

If the standard 1000 troy ounce silver bar = talent, then

1 Troy ounce = 31.1034768 g,

Therefore, a 1000- troy ounce silver bar = 31,103.47 g.

This seems to match the weight of a talent in the Mosaic era. It is 31,103.47 g vrs 30,000 g. This is only a 3.6% difference. From this, we can make a guess as to where the Troy system of measuring gold and silver came from.

## Discussion

Based on the mina = 500 g, and the shekel = 10 g, and the talent = 30.00 kg, and the shekels/talent = 3000, then we have a perfectly even conversion system.

1 gerah = 0.5 g

20 gerah = 1 shekel = 10 g



There would be 50 “sanctuary” shekels of 10 g each in a 500 g mina. There would be 3000 sanctuary shekels in a sanctuary talent, and then 60 minas per sanctuary tabernacle talent.

This consequence of a 10.0 g sanctuary shekel to match the prevailing weight of the Babylonian mina then resulting in 50 sanctuary shekels, seems to be borne out by this article:

They are stating that because of Ezekiel 45:12, there were 50 shekels per mina. This matches my calculations, but does not match the literal number of shekels per mina stated in Ezekiel 45:12 (60 shekels per mina). Therefore, I suspect my case II is correct, and the people started using the 50 “sanctuary” shekels per mina.

“It may possibly be inferred from Ezek. xlv. 12 that in the exilic period and the time which immediately preceded it the division of the mina into 50 shekels became customary among the Jews, and that this was simultaneous with the division of the shekel into 20 gerahs **גרה**, since this coin is mentioned only in Ezekiel and in the Pentateuch (Ex. xxx. 13; Lev. xxvii. 25; Num. Iii. 47).”

<http://jewishencyclopedia.com/articles/13536-shekel>

This also matches a value for a **kite** in Egypt, from this source: It is stated as being used to measure money. This would be consistent with the application of the shekel.

“After the [12th Dynasty](#), a smaller unit known as a **kite (qedet)** with a weight of 9 to **10 grams** was used and the deben itself was increased to ten kite. In reality, while the deben was a general measure of copper, [silver](#) and [gold](#), the **kite was only used for measuring silver and gold, but mostly only silver.**”

Read more: <http://www.touregypt.net/featurestories/measures.htm#ixzz3kJPBt8P0>

Another source also confirms the Egyptian kite at 10 g, and that the Jewish people used a similar-value coin later, called the NECEF. Both of these coins meant “half”, matching Exodus 30:13, and Exodus 28:25-26. Exodus 30:13 says that the half-shekel was to be brought as the offering, and that 20 gerahs was a whole shekel. So, in the source below, we can be pretty sure, then, that the NECEF was 10 grams, and that it was half of an original Egyptian shekel, which was by Exodus 30:13, 20 gerah. This means that the gerah was 1 gram.

The oldest extant weights bearing Hebrew inscriptions date from the period of the Kingdom of Judah (tenth–sixth centuries BC). They are normally of limestone, dome-shaped with a flat bottom; a few bronze specimens exist. There are several types, all rare. The total number of known specimens of all groups is a few dozen. They are:

- **NECEF**. Average mass about 9.8 g. The *necef* is not mentioned in the Bible. The name means “half”: it may have originally been half of some more ancient unit. Scholars today identify the *necef* with the Canaanite/Syrian/Aegean unit already described. It is also equivalent to one Egyptian *qedet* and to four-fifths of the royal *shekel* of Judah (see below).
- **BEKA**. This word also means “half” (Genesis 24: 22 – see above). The mean mass of this group is about 6 g. The *beka* is one-half of the “shekel of the king” first mentioned in II Samuel 14:26.

There is evidence of two “standard” units of shekels in use in Egypt, from the source above, and also This source lists a fairly standardized Egyptian shekel as 12.4 g ([https://books.google.com/books?id=raKRY3KQspsC&pg=PA1013&lpg=PA1013&dq=an+Egyptian+hin&source=bl&ots=IUSQu562kd&sig=hARbB9Z1dI9blcQQG6w1J6aeOlc&hl=en&sa=X&ved=0CB8Q6AEwAGoVChMIlaif3ImDxw1VQ6keCh0\\_YQA9#v=onepage&q=an%20Egyptian%20hin&f=false](https://books.google.com/books?id=raKRY3KQspsC&pg=PA1013&lpg=PA1013&dq=an+Egyptian+hin&source=bl&ots=IUSQu562kd&sig=hARbB9Z1dI9blcQQG6w1J6aeOlc&hl=en&sa=X&ved=0CB8Q6AEwAGoVChMIlaif3ImDxw1VQ6keCh0_YQA9#v=onepage&q=an%20Egyptian%20hin&f=false) )

Therefore, there would have been at least two different shekels in use during the time of Moses, (all seeming to be larger than the “sanctuary” shekel of 10.0 g. This satisfies the observation #2 above.

This also would show that the “sanctuary” shekel would be different from the prevailing Babylonian shekel, which was 8.33 g, which was smaller than the “sanctuary shekel”, at 10.0 g. This satisfies the observation 4.1 and 4.2 above.

Therefore, relating only to weights:

1 gerah = 0.5 g (see <https://en.wikipedia.org/wiki/Gerah>.)

20 gerah = 1 shekel = 10 g (Ezekiel 45:12)

50 shekel = 1 mina = 500 g (Ezekiel 45:12, using the original mina = 500 g)

3000 shekel = 1 talent = 30,000 g = 60 mina (Using 3000 shekels/talent, Exodus 38:25-26)

This satisfies the constraints and observations above.

Rochelle A. Houser, 8/30/2015.



More somewhat-related topics follow.

## A side discussion that is somewhat related to this topic:

### “The Pint's a Pound the World Around:”

This has been a saying in the English-speaking world a very long time. I am not certain how long, but it probably dates to the time when the British Empire was ruling the world.

<http://www.livius.org/w/weights/weights.html> The Solonian system Ptolomaic equivalents is the “pint's a pound the world around.”

Does 1 mna (mina) = 457.8 g = ? 1 hin = = 477 mL

If we use the specific gravity of water at 212 F, 0.958 g/mL, then

$457.8 \text{ g water} / 477 \text{ mL water} = 0.959 \text{ g/mL}$  Then divide by the specific gravity of water at 212 F =  $0.9589/0.958 = 1.0009 \text{ mina/hin} = 1.00 \text{ mina/hin}$  to 3 sig figs.

hin/mina (Ptolomaic)

1 pound = 1 pint. (at 212 F)

Today's pint = 474 mL

Today's pound = 454.5 g

Pint/Pound =

$454.5 \text{ g}/474 \text{ mL} = 0.9589$  Then repeat the process above. Divide by the specific gravity of water at 212F =  $0.959/0.958 = 1.009 \text{ pound/pint} = 1.00 \text{ pound/pint}$  to 3 significant figures.

These are the **same ratios, but smaller actual values!**

It looks as if we have kept the Ptolomaic values for the pound, in our United States pound, and revised our pint down a bit from the ancient Egyptian hin to match our pound. This is just too strange to be coincidental. May it be explained by changing atmospheric pressure? That will be left to another day.

Rochelle A. Houser, Chemist. 8/30/2015

## Appendix I Calculation of Estimated Value of Money Brought for the Tabernacle:

### Range of value of the silver brought:

$8.33 \text{ g/shekel} \times 301,775 \text{ shekels} = 2,513,785.75 \text{ g silver} = 80,820 \text{ troy ounces}$ . Today's rate of \$14.25 per troy ounce silver = **\$1,151,685.00**

$10 \text{ g/shekel} \times 301,775 \text{ shekels} = 3,017,750.00 \text{ g silver} = 97,022 \text{ troy ounces}$ . Today's rate of \$14.25 per troy ounce silver = **\$1,382,563.50**

12.4 g/shekel x 301,775 shekels = 3,742,010 g silver = 120,308 troy ounces. Today's rate of \$14.25 per troy ounce silver = **\$1,714,389.50**

Or, somewhere between **\$1.2-\$1.7 million US dollars.**

### **Estimated value of Gold Brought:**

Exodus 38:24 says the gold that was brought was 29 talents, and 730 shekels, after the shekel of the sanctuary.

If, as above, the talent was 3000 shekels, and the sanctuary shekel was 10 g then:

$(29 \times 30,000 \text{ g}) + (730 \times 10\text{g}) = 870,000\text{g} + 7300\text{g} = 877,300 \text{ g. total gold}$

877,300 g/31.1034768g/Troy ounces

Today's value: 28,205.85 Troy ounces x \$1109/Troy ounce gold = **\$31,280,287.61**

### **Estimated value of Bronze (As Copper spot)**

Exodus 38:29 says the bronze that was brought was 70 talents, and 2400 shekels.

If, as above, the talent was 3000 shekels, and the sanctuary shekel was 10 g, then:

$(70 \times 30,000\text{g}) + (2400 \times 10 \text{ g}) = 2,100,000 \text{ g} + 24000 \text{ g} = 2,124,000 \text{ g total bronze}$

2,124,000 g bronze/ 31.1034768 Grams = 68,288.18 Troy ounces copper

Today's value (9/14/2015): 68,288.18 ounces/\$0.99 per ounce = **\$68,977.97 USD.**

Total estimated value of the gold, silver, and bronze: (using 10.0 g/ sanctuary shekel)

Gold: **\$31,280,287.61**

Silver: **\$1,382,563.50**

Copper: **\$68,977.97**

**Total: \$32,731,828.58 on September 14, 2015**

**Estimated gift per person: \$32,731,828.28/603,550 men in the census: = \$54.23 avg.**









Unit EL

## Exodus 38-40


Bill and Shelley Houser  
<http://www.ReadyAnswers.org>



Scripture taken from the Reina-Valera 1995 version.

Reina-Valera 95 © Sociedades Biblicas Unidas, 1995. Used by permission.

1




El altar del Holocausto

Capítulo 38 <sup>1</sup>Igualmente hizo de madera de acacia el altar del holocausto, de cinco codos de largo, cinco codos de ancho, cuadrado, y tres codos de altura. Éxodo 38:1


<sup>2</sup>En sus cuatro extremos hizo unos cuernos, los cuales formaban una sola pieza con él, y lo recubrió de bronce. Éxodo 38:2






<sup>3</sup>Hizo asimismo todos los utensilios del altar: calderos, tenazas, tazones, gafios y palas; todos sus utensilios los hizo de bronce. Éxodo 38 : 3

4




<sup>4</sup>Hizo para el altar un enrejado de bronce de obra de rejilla, que puso por debajo de su cerco hasta la mitad del altar. Éxodo 38 : 4

5



<sup>5</sup>También fundió cuatro argollas a los cuatro extremos del enrejado de bronce, para meter las varas. Éxodo 38 : 5


6



<sup>6</sup>Hizo las varas de madera de acacia y las recubrió de bronce. Éxodo 38 : 6

7





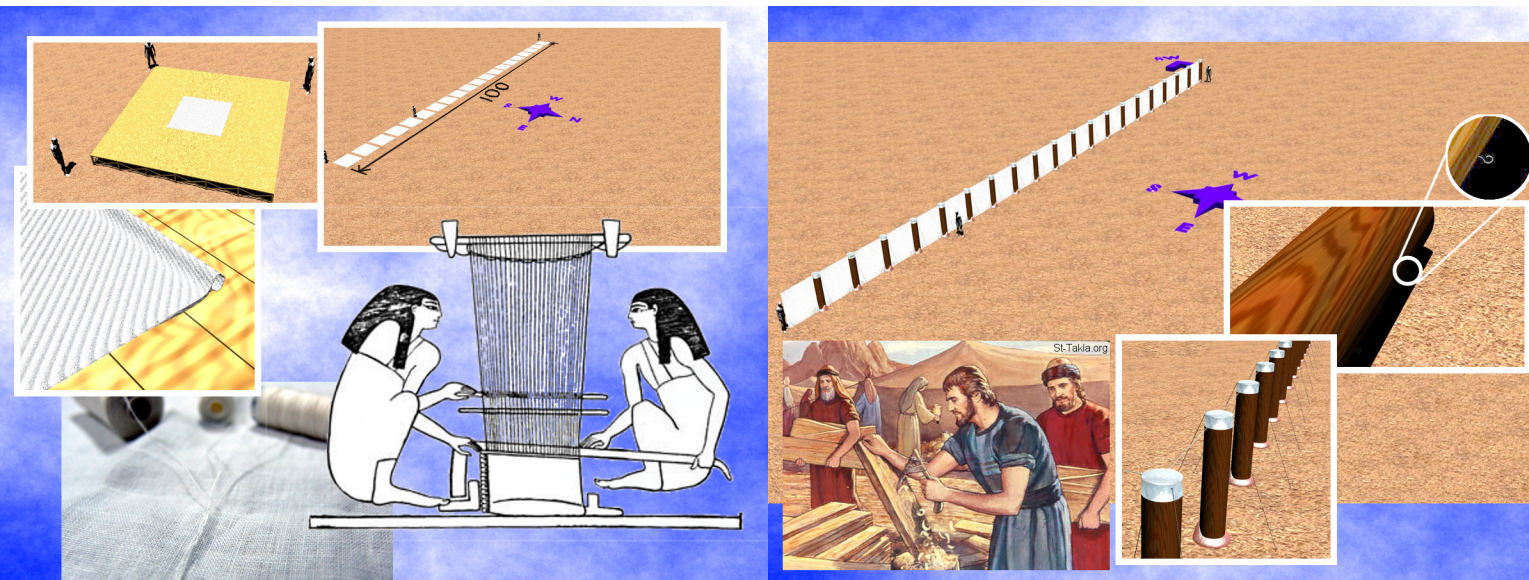
Making the Bronze Laver

<sup>7</sup>Y metió las varas por las argollas a los lados del altar, para transportarlo con ellas. El altar era hueco y estaba hecho de tablas. Éxodo 38:7

8

<sup>8</sup>También hizo la fuente de bronce y su base de bronce, con los espejos de las mujeres que servían a la puerta del Tabernáculo de reunión. Éxodo 38:8

9



El atrio del Tabernáculo



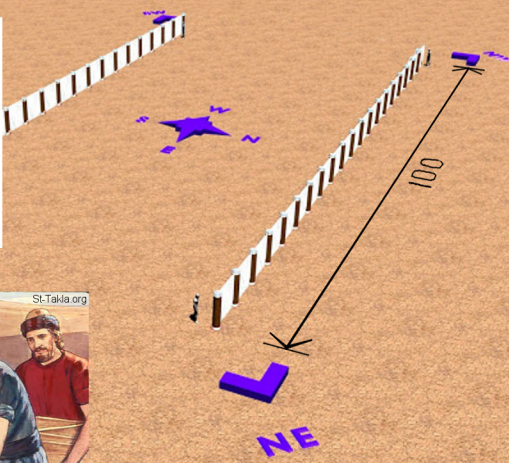

<sup>9</sup>Hizo asimismo el atrio. Por el lado sur, al mediodía, el atrio de cortinas de lino torcido tenía cien codos. Éxodo 38:9

10

<sup>10</sup>Sus columnas eran veinte, y veinte sus basas de bronce; los capiteles de las columnas y sus molduras eran de plata. Éxodo 38:10

11




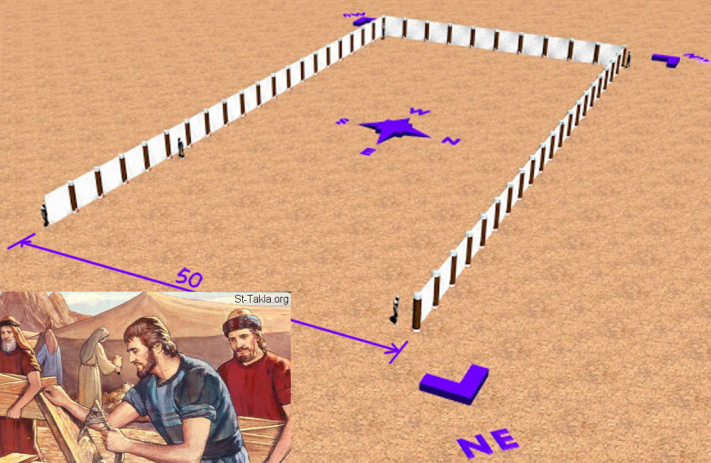


11 Por el lado norte había también cortinas de cien codos; sus columnas eran veinte, y veinte sus basas de bronce; los capiteles de las columnas y sus molduras eran de plata.  
Éxodo 38:11

12 Por el lado occidental había cortinas de cincuenta codos; sus columnas eran diez, y diez sus basas; los capiteles de las columnas y sus molduras eran de plata.  
Éxodo 38:12

12

13



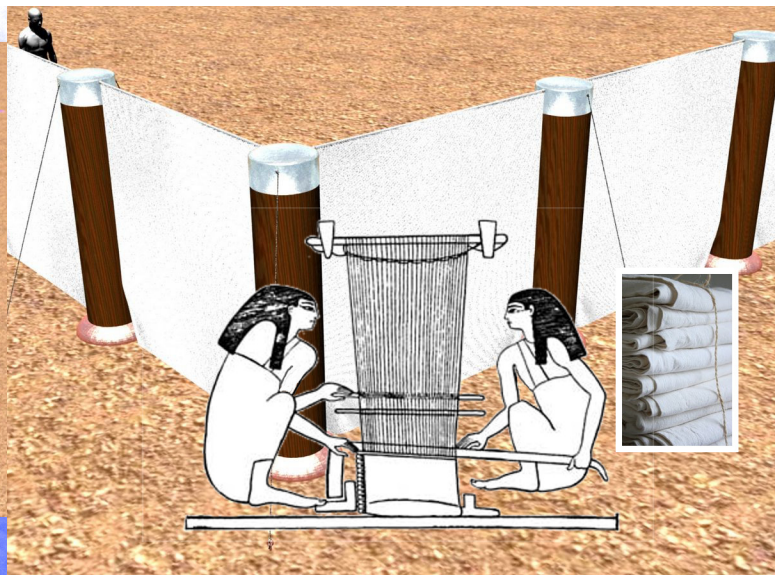

13 Por el lado oriental había cortinas de cincuenta codos;  
Éxodo 38:13

14 a un lado había cortinas de quince codos, con sus tres columnas y sus tres basas;  
Éxodo 38:14

14

15



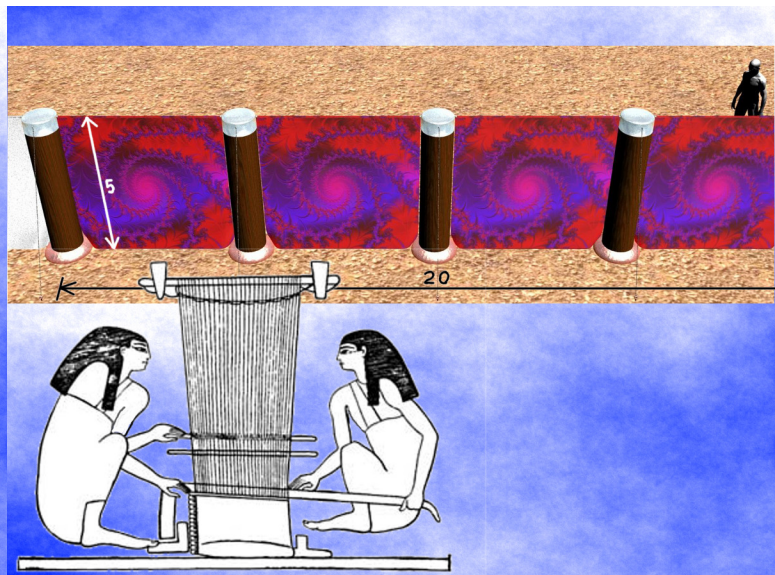


15 por el otro lado, a uno y otro lado de la puerta del atrio, había cortinas de quince codos, con sus tres columnas y sus tres basas. Éxodo 38:15

16 Todas las cortinas alrededor del atrio eran de lino torcido. Éxodo 38:16

16

17



17 Las basas de las columnas eran de bronce; los capiteles de las columnas y sus molduras eran de plata; también las cubiertas de sus cabezas eran de plata, y todas las columnas del atrio tenían molduras de plata. Éxodo 38:17

18 La cortina de la entrada del atrio era obra de recamador, de azul, púrpura, carmesí y lino torcido. Tenía veinte codos de largo, y su ancho, o sea su altura, era de cinco codos, lo mismo que las cortinas del atrio. Éxodo 38:18


18

19





19 Sus columnas eran cuatro, con sus cuatro basas de bronce y sus capiteles de plata; las cubiertas de sus capiteles y sus molduras eran de plata. Éxodo 38 : 19



20 Todas las estacas del Tabernáculo y del atrio que lo rodeaba eran de bronce. Éxodo 38 : 20



Dirección de la obra

21 Éstas son las cuentas del Tabernáculo, del tabernáculo del Testimonio, las que se hicieron por orden de Moisés y ejecutaron los levitas bajo la dirección de Itamar, hijo del sacerdote Aarón. Éxodo 38 : 21



Names are listed in 1 Chronicles 2

22 Bezaleel hijo de Uri hijo de Hur, de la tribu de Judá, hizo todas las cosas que Jehová mandó a Moisés, Éxodo 38 : 22





<sup>23</sup>y con él estaba Aholiab hijo de Ahisamac, de la tribu de Dan, artífice, diseñador y recamador en azul, púrpura, carmesí y lino fino. Éxodo 38 : 23

24



These gold bars are 27 pounds each, and 2 of them approximate a 60-lb Egyptian talent. Sources say the Egyptian kite was 10 g, and was used for silver, gold, and copper. Approximate value on Sep 14, 2015 is \$31,280,287.61.

<sup>24</sup>Todo el oro empleado en la obra, en toda la obra del santuario, o sea, el oro de la ofrenda, fue de veintinueve talentos y setecientos treinta siclos, según el siclo del santuario. Éxodo 38 : 24

25



If the sanctuary shekel is 10 g, then they brought 97,022 Troy ounces. The large bars are about 68 pounds, or close to a talent.

At \$14.25/tr.oz, August 26, 2015,=\$1,382,563.50 US dollars. <sup>25</sup>La plata de los empadronados de la congregación fue de cien talentos y mil setecientos setenta y cinco siclos, según el siclo del santuario; Éxodo 38 : 25

26



This would be about \$1.91-\$2.84 per man, on September 14, 2015

<sup>26</sup>medio siclo por cabeza, según el siclo del santuario, para todos los que pasaron por el censo, de veinte años de edad para arriba, que sumaron seiscientos tres mil quinientos cincuenta. Éxodo 38 : 26

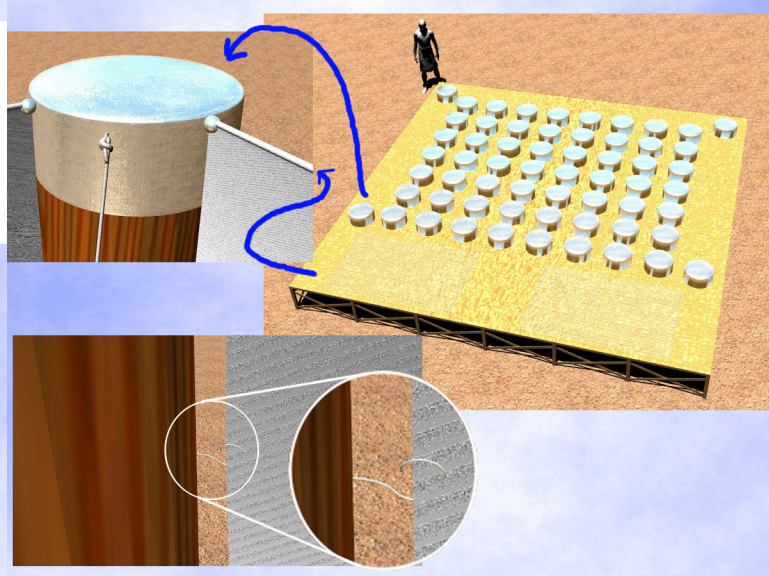
27





27 Hubo además cien talentos de plata para fundir las basas del santuario y las basas del velo; en cien basas, cien talentos, a talento por basa. Éxodo 38:27

28



28 Con los mil setecientos setenta y cinco siclos hizo los capiteles de las columnas, recubrió sus capiteles y las unió. Éxodo 38:28

29



Approximately 68,288.18 Troy ounces of copper was worth \$68,977.97 USD. on Sep 9, 2015

29 El bronce ofrendado fue de setenta talentos y dos mil cuatrocientos siclos, Éxodo 38:29


30



30 y con él fueron hechas las basas de la puerta del Tabernáculo de reunión y el altar de bronce, su enrejado de bronce y todos los utensilios del altar, Éxodo 38:30

31



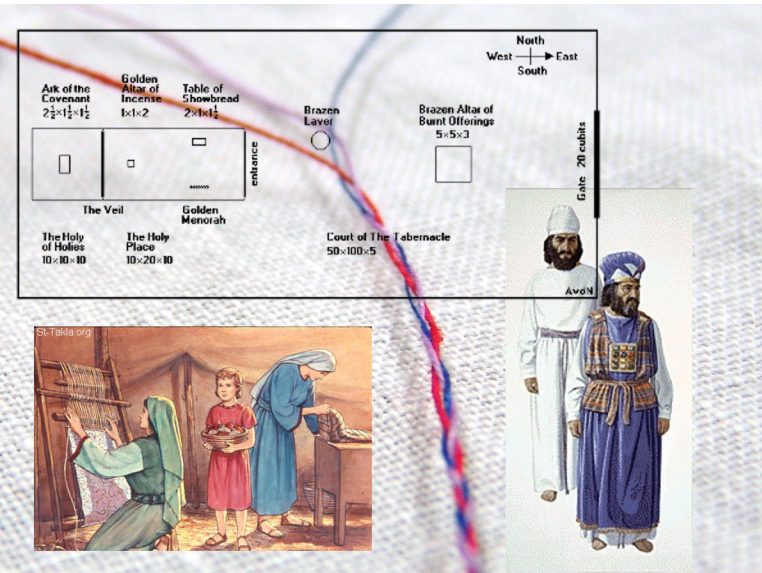


<sup>31</sup> as basas del atrio y las basas de la puerta del atrio,  
Éxodo 38 : 31a

todas las estacas del Tabernáculo y todas las estacas del atrio que lo rodeaba.  
Éxodo 38 : 31b

32

33



Las vestiduras sacerdotales



Making the Ephod


Capítulo 39 <sup>1</sup>De azul, púrpura y carmesí hicieron las vestiduras del ministerio para el servicio en el santuario, y asimismo hicieron las vestiduras sagradas para Aarón, como Jehová lo había mandado a Moisés. Éxodo 39 : 1

<sup>2</sup>El efof también lo hizo de oro, de azul, púrpura, carmesí y lino torcido. Éxodo 39 : 2

34

35





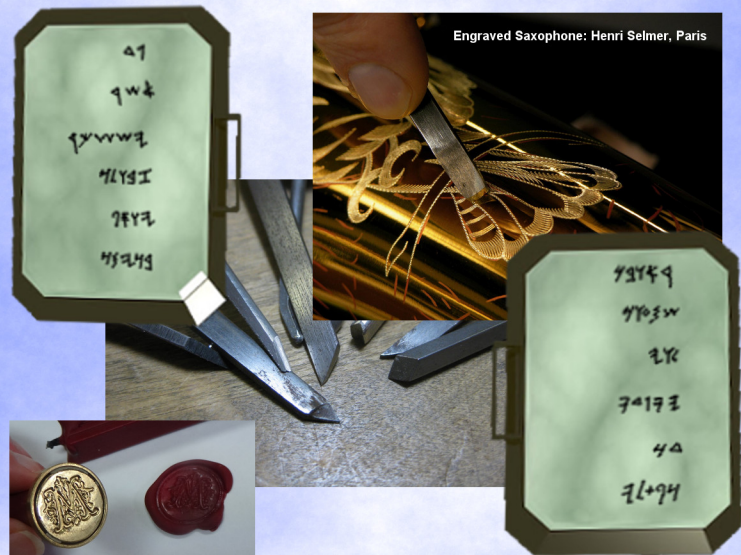
Where NKJV uses “shoulder straps” some other translations say “sides of the ephod”

<sup>3</sup>Forjaron láminas de oro y las cortaron en hilos para tejerlos entre el azul, la púrpura, el carmesí y el lino, con labor primorosa. Éxodo 39 : 3

<sup>4</sup>Le hicieron las hombreras que se unían en sus dos extremos. Éxodo 39 : 4

36

37



<sup>5</sup>El cinto que sujetaba el efod formaba una sola pieza con él y era de lo mismo, de igual labor: era de oro, azul, púrpura, carmesí y lino torcido, como Jehová lo había mandado a Moisés. Éxodo 39 : 5

<sup>6</sup>Labraron las piedras de ónice montadas en engastes de oro, con grabaduras de sello, con los nombres de los hijos de Israel; Éxodo 39 : 6

38

39







Making the Breastplate

<sup>7</sup> las puso sobre las hombreras del efod, como piedras memoriales para los hijos de Israel, según Jehová lo había mandado a Moisés. Éxodo 39 : 7

40

<sup>8</sup> Hizo también el pectoral de obra primorosa, como la obra del efod, de oro, azul, púrpura, carmesí y lino torcido. Éxodo 39 : 8

41



The settings of gold for each stone.



<sup>9</sup> Era cuadrado y doble. Su largo era de un palmo, y de un palmo su ancho, cuando se doblaba. Éxodo 39 : 9

42

<sup>10</sup> Engastaron en él cuatro hileras de piedras. Éxodo 39 : 10a

43







The identity and color of the stones are debated by scholars.

En la primera hilera un sardio, un topacio y un carbunco; ésta era la primera hilera. Éxodo 39:10b


<sup>11</sup> En la segunda hilera, una esmeralda, un zafiro y un diamante. Éxodo 39:11



<sup>12</sup> En la tercera hilera, un jacinto, una ágata y una amatista. Éxodo 39:12

<sup>13</sup> En la cuarta hilera, un berilo, un ónice y un jaspe. Todas ellas estaban montadas y encajadas en engastes de oro. Éxodo 39:13







<sup>14</sup>Las piedras eran doce, conforme a los nombres de los hijos de Israel, según los nombres de ellos; como grabaduras de sello, cada una con su nombre, según las doce tribus. Éxodo 39:14

<sup>15</sup>Hicieron también sobre el pectoral los cordones en forma de trenza, de oro puro. Éxodo 39:15

48

49




<sup>16</sup>Hicieron asimismo dos engastes y dos argollas de oro y pusieron dos argollas de oro en los dos extremos del pectoral, Éxodo 39:16

<sup>17</sup>y fijaron los dos cordones de oro en aquellas dos argollas a los extremos del pectoral. Éxodo 39:17


50

51





18 Fijaron también los otros dos extremos de los dos cordones de oro en los dos engastes que pusieron sobre las hombreras del efod por delante. Éxodo 39:18



19 E hicieron otras dos argollas de oro que pusieron en los dos extremos del pectoral, en su borde, frente a la parte baja del efod. Éxodo 39:19



Where NKJV uses "shoulder straps" some other translations say "sides of the ephod"



20 Hicieron además dos argollas de oro que pusieron en la parte delantera de las dos hombreras del efod, hacia abajo, cerca de la costura, sobre el cinto del efod. Éxodo 39:20



21 Y ataron el pectoral por sus argollas a las argollas del efod con un cordón de azul, para que estuviera sobre el cinto del mismo efod y no se separara el pectoral del efod, tal como Jehová lo había mandado a Moisés. Éxodo 39:21

Éxodo 39:21





Making the Other Priestly Garments

<sup>22</sup> Hizo también el manto del efod todo tejido de azul, Éxodo 39 : 22

<sup>23</sup> con una abertura en el centro, como el cuello de un coselete, con un borde alrededor de la abertura, para que no se rompiera. Éxodo 39 : 23

56

57

**BOTTOM OF BLUE ROBE**

**POMEGRANATES**      **BELLS**

**POMEGRANATES OF BLUE, PURPLE & SCARLET RED ALL AROUND. GOLDEN BELLS ALTERNATING WITH POMEGRANATES**

4/26/2014      High Priest's Garments - Nirmal Nathan, Trichy, India      38

<sup>24</sup> E hicieron en las orillas del manto granadas de azul, púrpura, carmesí y lino torcido. Éxodo 39 : 24

photo by Eelco Kruidenier

<sup>25</sup> Hicieron también campanillas de oro puro, y pusieron campanillas entre las granadas en todas las orillas del manto, alternando entre las granadas; Éxodo 39 : 25

58

59



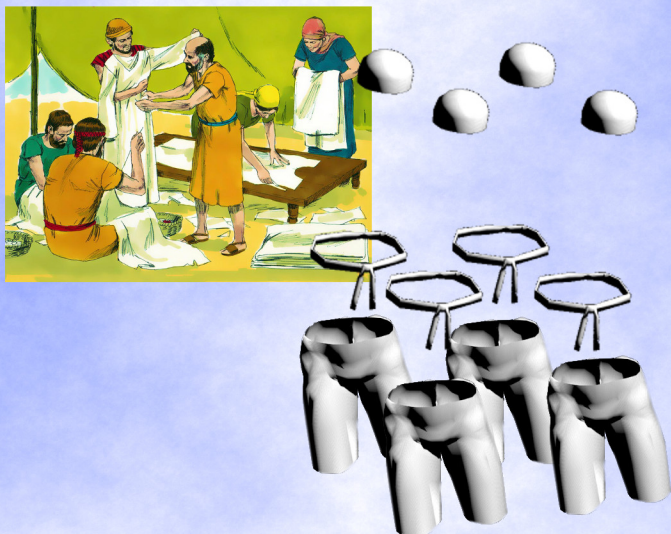


<sup>26</sup> una campanilla y una granada, otra campanilla y otra granada en las orillas del manto, que se usaba para ministrar, como Jehová lo había mandado a Moisés.  
Éxodo 39 : 26

<sup>27</sup> Igualmente hicieron las túnicas, tejidas de lino fino, para Aarón y sus hijos;  
Éxodo 39 : 27

60

61




<sup>28</sup> la mitra de lino fino, los adornos de las tiaras de lino fino y los calzoncillos de lino, de lino torcido;  
Éxodo 39 : 28

<sup>29</sup> también el cinto de lino torcido, de azul, púrpura y carmesí, de obra de recamador, como Jehová lo mandó a Moisés.  
Éxodo 39 : 29

62

63






30 Hicieron asimismo la lámina de la diadema santa de oro puro, y escribieron en ella como grabado de sello: <<SANTIDAD A JEHOVĀ.>> Éxodo 39:30

31 Y pusieron en ella un cordón de azul, para colocarla sobre la mitra, por arriba, como Jehová lo había mandado a Moisés. Éxodo 39:31

64

65



The Work Completed

32 Así fue acabada toda la obra del Tabernáculo, del Tabernáculo de reunión; e hicieron los hijos de Israel como Jehová había mandado a Moisés; así lo hicieron. Éxodo 39:32

33 Y trajeron el Tabernáculo a Moisés, el Tabernáculo y todos sus utensilios; Éxodo 39:33a

66


67





sus corchetes, sus tablas, sus barras, sus columnas, sus basas;  
Éxodo 39:33b

68



<sup>34</sup>la cubierta de pieles de carnero teñidas de rojo, la cubierta de pieles finas, el velo del frente; Éxodo 39:34


69



Numbers 4:1-6 describe the coverings for the ark of the covenant.

<sup>35</sup>el Arca del testimonio y sus varas, el propiciatorio;  
Éxodo 39:35

70



Numbers 4:7-8 describe the coverings for the table of showbread.

<sup>36</sup>la mesa, todos sus vasos, el pan de la proposición;  
Éxodo 39:36

71





Numbers 4:9-10 describe the coverings for the lampstand.



Numbers 4:11 describe the coverings for the altar of incense.

<sup>37</sup>el candelabro de oro puro, sus lámparas, las lámparas que debían mantenerse en orden y todos sus utensilios, el aceite para el alumbrado; Éxodo 39:37

<sup>38</sup>el altar de oro, el aceite de la unción, el incienso aromático, la cortina para la entrada del Tabernáculo; Éxodo 39:38


72

73



Numbers 4:13-14 says the bronze altar and the laver and base were covered with a purple cloth and then badger's skins for transporting. The Samaritan Pentateuch makes the laver transportaion more clear.

<sup>39</sup>el altar de bronce con su enrejado de bronce, sus varas y todos sus utensilios, la fuente y su base; Éxodo 39:39



<sup>40</sup>las cortinas del atrio, sus columnas y sus basas, la cortina para la entrada del atrio, sus cuerdas y sus estacas, Éxodo 39:40a

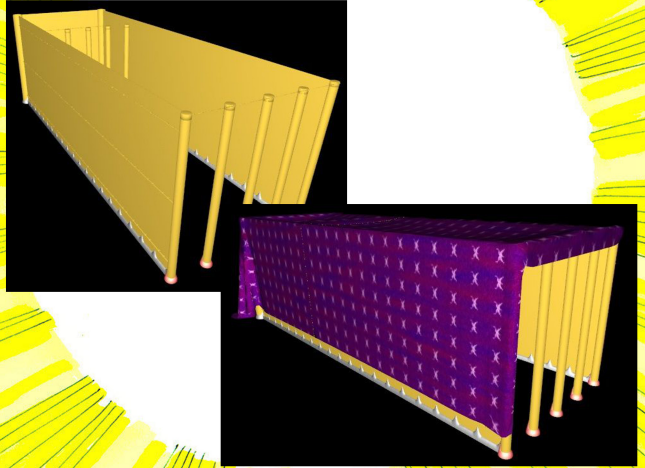

74

75









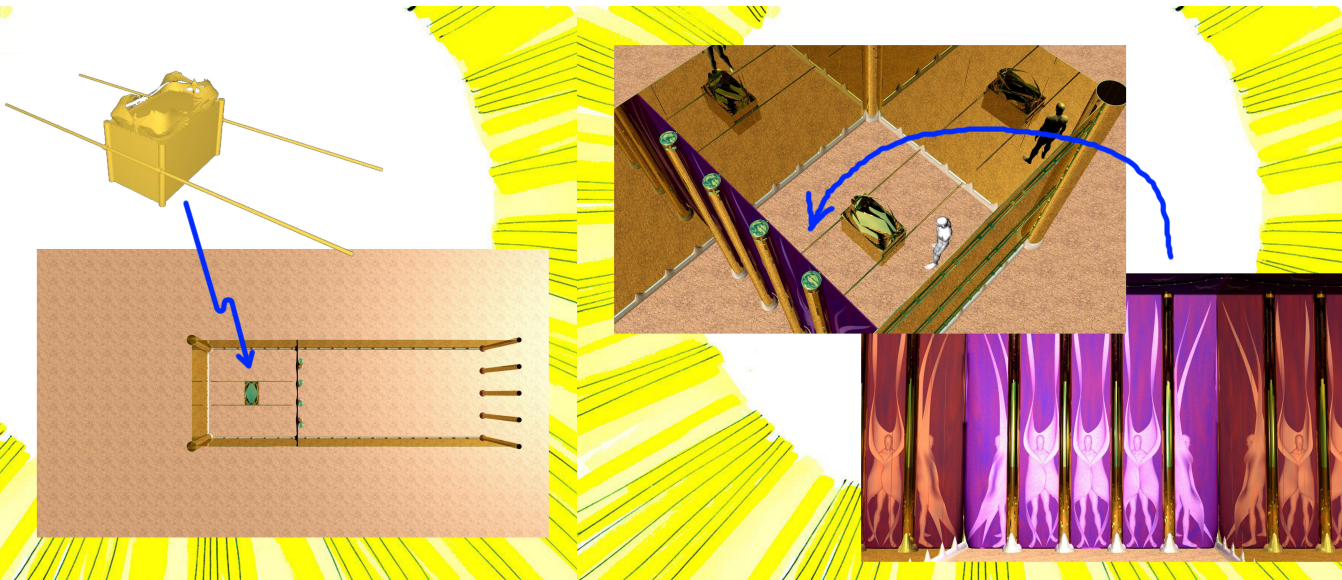
Moisés erige el Tabernáculo

Capítulo 40 <sup>1</sup> Luego Jehová habló a Moisés y le dijo: Éxodo 40 : 1

<sup>2</sup> << En el primer día del mes primero harás levantar el Tabernáculo, el Tabernáculo de reunión; Éxodo 40 : 2

80

81



<sup>3</sup> pondrás en él el Arca del testimonio

Éxodo 40 : 3a

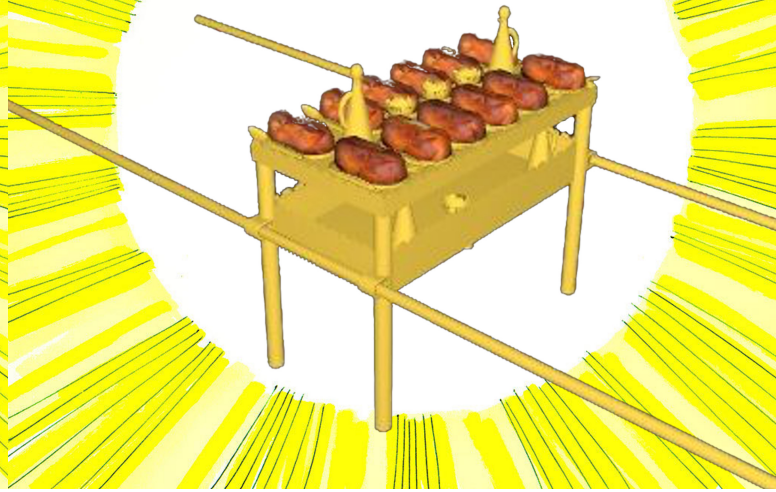


y la cubrirás con el velo.

Éxodo 40 : 3b

82

83





<sup>4</sup>Meterás la mesa

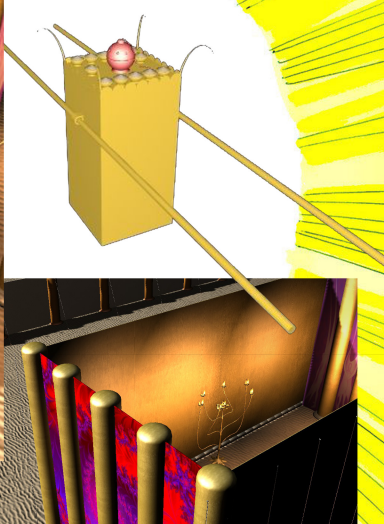

Éxodo 40: 4a

y la pondrás en orden;

Éxodo 40: 4b

84

85



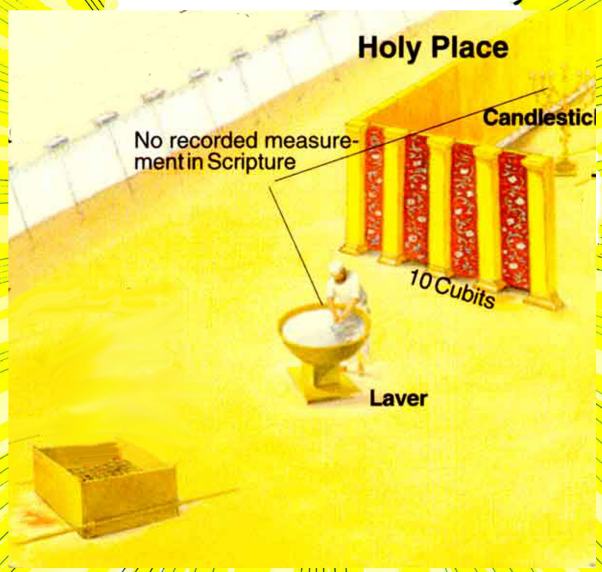
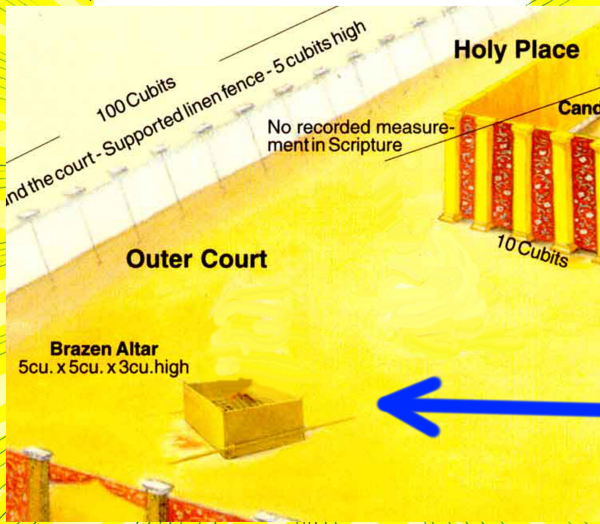
meterás también el candelabro y encenderás sus lámparas.  
Éxodo 40: 4c

<sup>5</sup>Pondrás el altar de oro para el incienso delante del Arca del testimonio y colgarás la cortina a la entrada, delante del Tabernáculo.  
Éxodo 40: 5

86

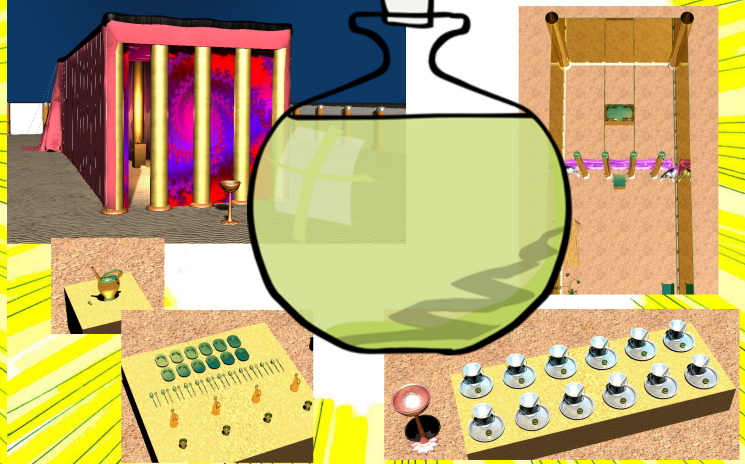

87





<sup>6</sup>Después pondrás el altar del holocausto ante la entrada del Tabernáculo, del Tabernáculo de reunión. Éxodo 40 : 6


<sup>7</sup>Luego pondrás la fuente entre el Tabernáculo de reunión y el altar, y la llenarás de agua. Éxodo 40 : 7



<sup>8</sup>Finalmente, alrededor levantarás el atrio y colgarás la cortina a la entrada del atrio. Éxodo 40 : 8

<sup>9</sup>>>Después tomarás el aceite de la unción, unguirás el Tabernáculo y todo lo que está en él; lo santificarás con todos sus utensilios, y será santo. Éxodo 40 : 9





<sup>10</sup> Ungirás también el altar del holocausto y todos sus utensilios; santificarás el altar, y será un altar santísimo.  
Éxodo 40:10


<sup>11</sup> Asimismo ungirás la fuente y su base, y la santificarás.  
Éxodo 40:11



<sup>12</sup> >>Luego llevarás a Aarón y a sus hijos a la puerta del Tabernáculo de reunión, y los lavarás con agua.  
Éxodo 40:12

<sup>13</sup> Harás vestir a Aarón las vestiduras sagradas, lo ungirás y lo consagrarás, para que sea mi sacerdote.  
Éxodo 40:13





14 Después harás que se acerquen sus hijos, y los vestirás con túnicas; Éxodo 40:14

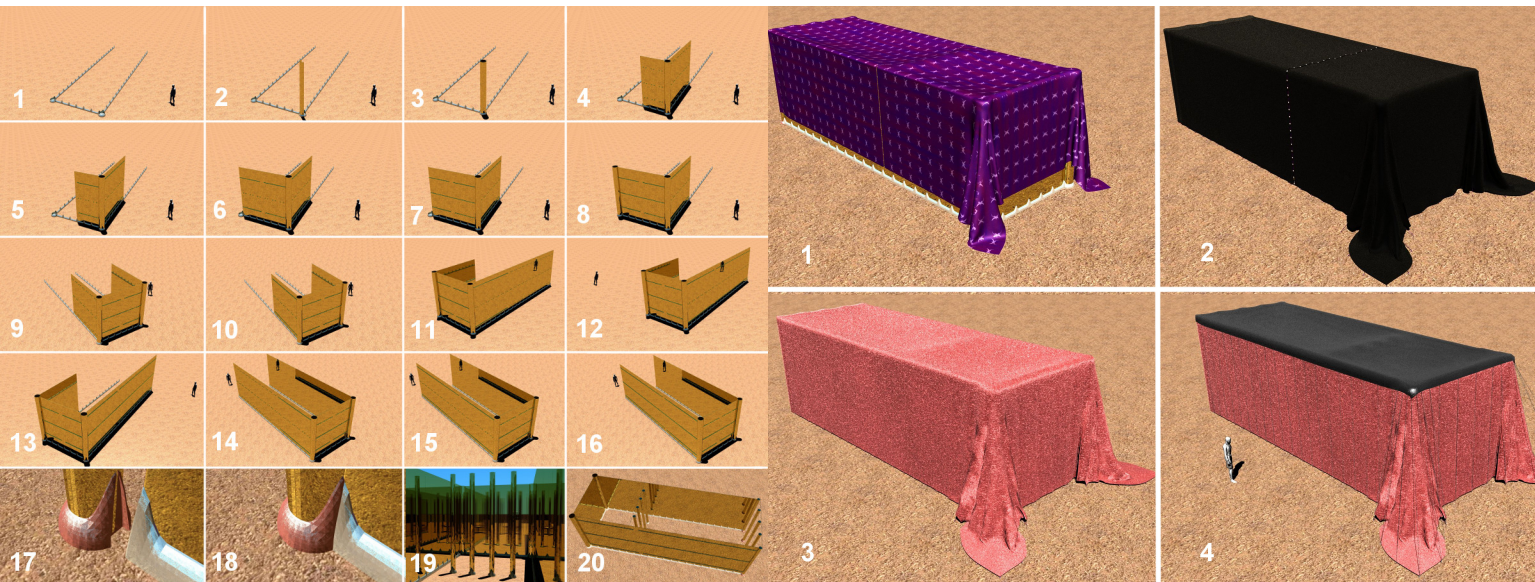
15 los ungirás como ungiste a su padre, y serán mis sacerdotes. Su unción les conferirá un sacerdocio perpetuo a lo largo de sus generaciones.>> Éxodo 40:15



16 Moisés hizo conforme a todo lo que Jehová le mandó. Así lo hizo. Éxodo 40:16

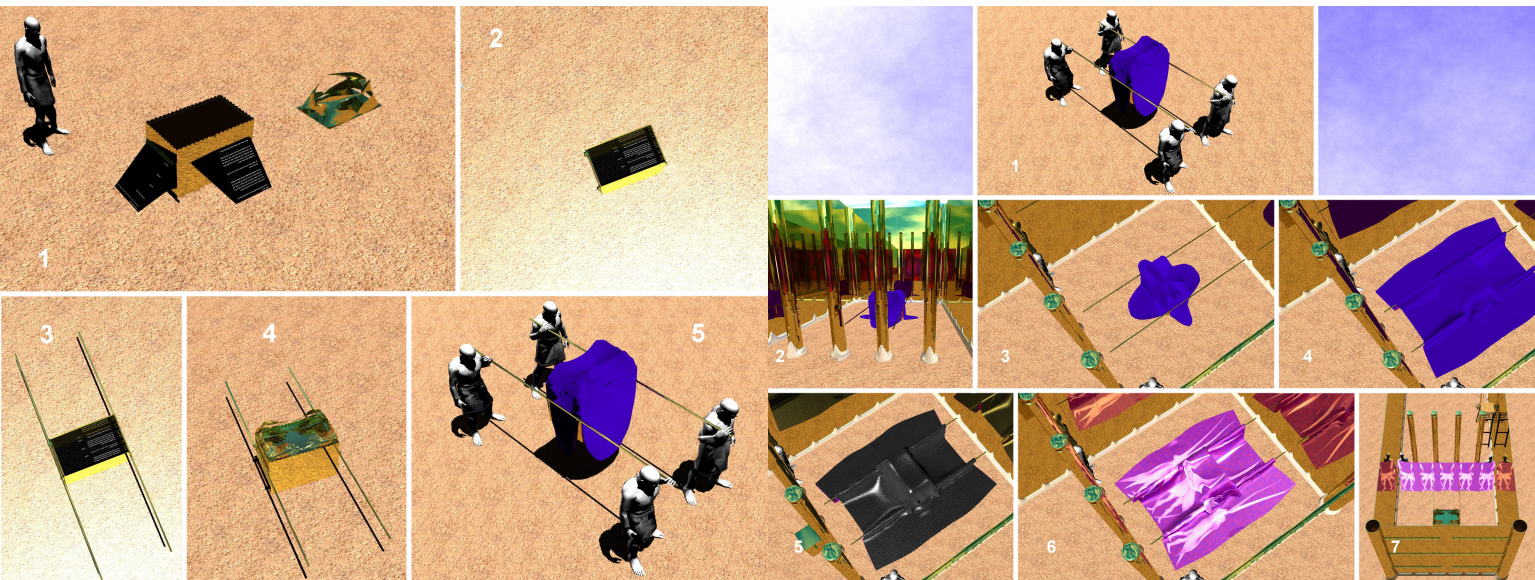
17 En el primer mes del año segundo, el día primero del mes, fue erigido el Tabernáculo. Éxodo 40:17





18 Moisés hizo levantar el Tabernáculo, asentó sus basas, colocó sus tablas, puso sus barras e hizo alzar sus columnas.  
Éxodo 40:18


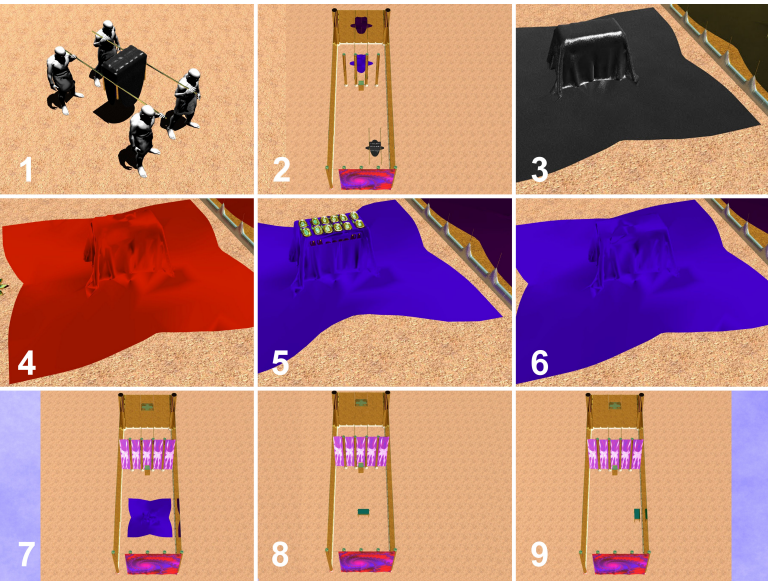
19 Levantó la tienda sobre el Tabernáculo y puso la sobrecubierta encima del mismo, como Jehová había mandado a Moisés.  
Éxodo 40:19



20 Después tomó el Testimonio y lo puso dentro del Arca; colocó las varas en el Arca, y encima, sobre el Arca, el propiciatorio.  
Éxodo 40:20


21 Luego metió el Arca en el Tabernáculo, puso el velo extendido y ocultó el Arca del testimonio, como Jehová había mandado a Moisés.  
Éxodo 40:21





22 Puso la mesa en el Tabernáculo de reunión, al lado norte de la cortina, fuera del velo, Éxodo 40:22


23 y sobre ella puso por orden los panes delante de Jehová, como Jehová había mandado a Moisés. Éxodo 40:23



24 Puso el candelabro en el Tabernáculo de reunión, enfrente de la mesa, al lado sur de la cortina, Éxodo 40:24

25 y encendió las lámparas delante de Jehová, como Jehová había mandado a Moisés. Éxodo 40:25






26 Puso también el altar de oro en el Tabernáculo de reunión, delante del velo,  
Éxodo 40:26

108



27 y quemó sobre él incienso aromático, como Jehová había mandado a Moisés.  
Éxodo 40:27

109



28 Puso asimismo la cortina a la entrada del Tabernáculo.  
Éxodo 40:28


110



29 Y colocó el altar del holocausto a la entrada del Tabernáculo, del Tabernáculo de reunión, y sacrificó sobre él el holocausto y la ofrenda, como Jehová había mandado a Moisés.  
Éxodo 40:29

111





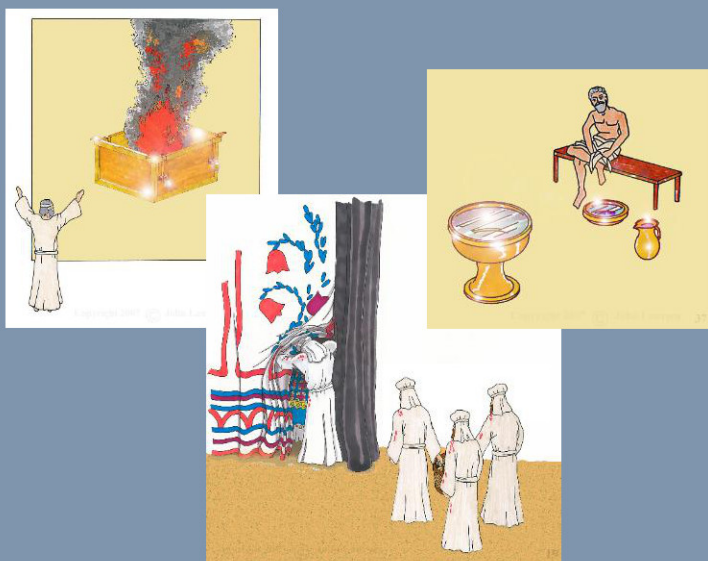
<sup>30</sup> Puso la fuente entre el Tabernáculo de reunión y el altar, y la llenó de agua para lavarse. Éxodo 40:30

112




<sup>31</sup> Moisés, Aarón y sus hijos se lavaban en ella las manos y los pies. Éxodo 40:31

113




<sup>32</sup> Cuando entraban en el Tabernáculo de reunión, y cuando se acercaban al altar, se lavaban, como Jehová había mandado a Moisés. Éxodo 40:32

114



<sup>33</sup> Finalmente erigió el atrio alrededor del Tabernáculo y del altar, y puso la cortina a la entrada del atrio. Así acabó Moisés la obra. Éxodo 40:33



115



**La gloria de Jehová llena el Tabernáculo**

<sup>34</sup>Entonces una nube cubrió el Tabernáculo de reunión, y la gloria de Jehová llenó el Tabernáculo. Éxodo 40:34


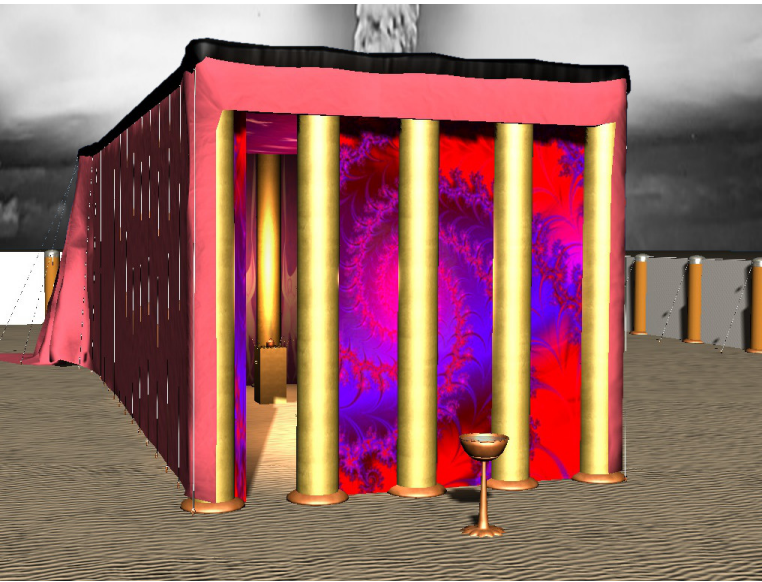
<sup>35</sup>Moisés no podía entrar en el Tabernáculo de reunión, porque la nube estaba sobre él, y la gloria de Jehová lo llenaba. Éxodo 40:35



<sup>36</sup>En todas sus jornadas, cuando la nube se alzaba de encima del Tabernáculo, los hijos de Israel se ponían en marcha; Éxodo 40:36

<sup>37</sup>pero si la nube no se alzaba, no se movían hasta el día en que ella se alzaba, Éxodo 40:37





38 porque la nube de Jehová estaba de día sobre el Tabernáculo,

Éxodo 40:38a

y el fuego estaba de noche sobre él, a la vista de toda la casa de Israel. Así ocurría en todas sus jornadas.

Éxodo 40:38b

120

121



View from the entrance



View toward the entrance

122

123













Unit EL


## Exodus 38-40

Bill and Shelley Houser  
<http://www.ReadyAnswers.org>



Scripture taken from the Louis Segond (LSG) translation.

1




**Making the Altar of Burnt Offering**

Chapitre 38 <sup>1</sup>Il fit l'autel des holocaustes de bois d'acacia; sa longueur était de cinq coudées, et sa largeur de cinq coudées; il était carré, et sa hauteur était de trois coudées.  
Exode 38 : 1


<sup>2</sup>Il fit, aux quatre coins, des cornes qui sortaient de l'autel, et il le couvrit d'airain.  
Exode 38 : 2







<sup>3</sup> Il fit tous les ustensiles de l'autel, les cendriers, les pelles, les bassins, les fourchettes et les brasiers; il fit d'airain tous ces ustensiles. Exode 38 : 3

4



<sup>4</sup> Il fit pour l'autel une grille d'airain, en forme de treillis, qu'il plaça au-dessous du rebord de l'autel, à partir du bas, jusqu'à la moitié de la hauteur de l'autel. Exode 38 : 4

5




<sup>5</sup> Il fondit quatre anneaux, qu'il mit aux quatre coins de la grille d'airain, pour recevoir les barres. Exode 38 : 5

6

<sup>6</sup> Il fit les barres de bois d'acacia, et les couvrit d'airain. Exode 38 : 6

7





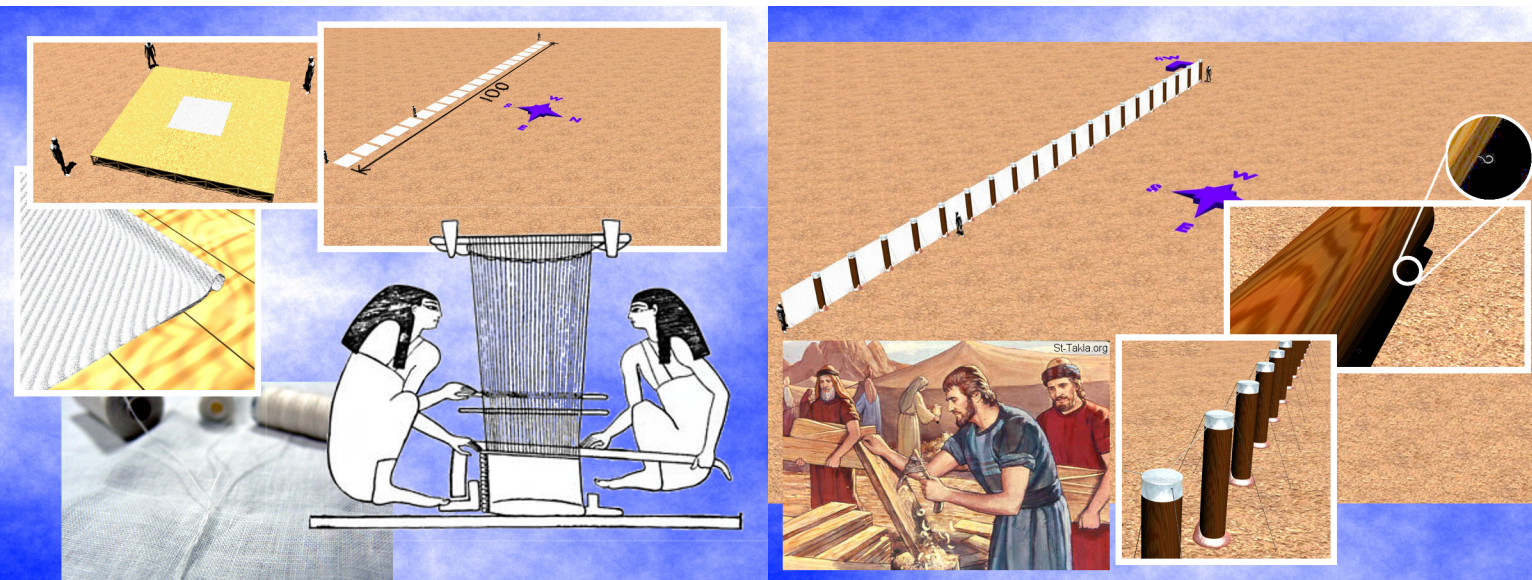
Making the Bronze Laver

<sup>7</sup> Il passa dans les anneaux aux côtés de l'autel les barres qui servaient à le porter. Il le fit creux, avec des planches.  
Exode 38 : 7

8

<sup>8</sup> Il fit la cuve d'airain, avec sa base d'airain, en employant les miroirs des femmes qui s'assemblaient à l'entrée de la tente d'assignation.  
Exode 38 : 8

9



Making the Court of the Tabernacle





<sup>9</sup> Il fit le parvis. Du côté du midi, il y avait, pour former le parvis, des toiles de fin lin retors, sur une longueur de cent coudées,  
Exode 38 : 9

10

<sup>10</sup> avec vingt colonnes posant sur vingt bases d'airain; les crochets des colonnes et leurs tringles étaient d'argent.  
Exode 38 : 10

11





11 Du côté du nord, il y avait cent coudées de toiles, avec vingt colonnes et leurs vingt bases d'airain; les crochets des colonnes et leurs tringles étaient d'argent.



Exode 38 : 11

12 Du côté de l'occident, il y avait cinquante coudées de toiles, avec dix colonnes et leurs dix bases; les crochets des colonnes et leurs tringles étaient d'argent.

Exode 38 : 12

12

13



13 Du côté de l'orient, sur les cinquante coudées de largeur,

Exode 38 : 13

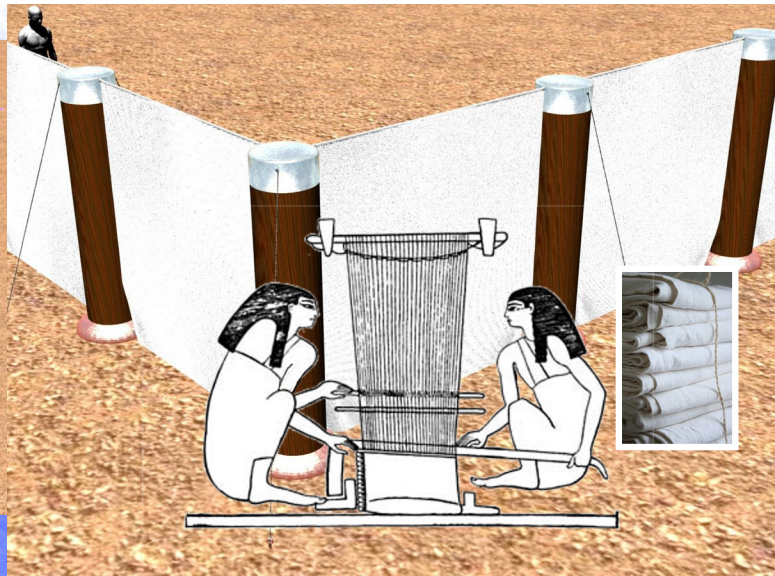

14 il y avait, pour une aile, quinze coudées de toiles, avec trois colonnes et leurs trois bases,

Exode 38 : 14

14

15



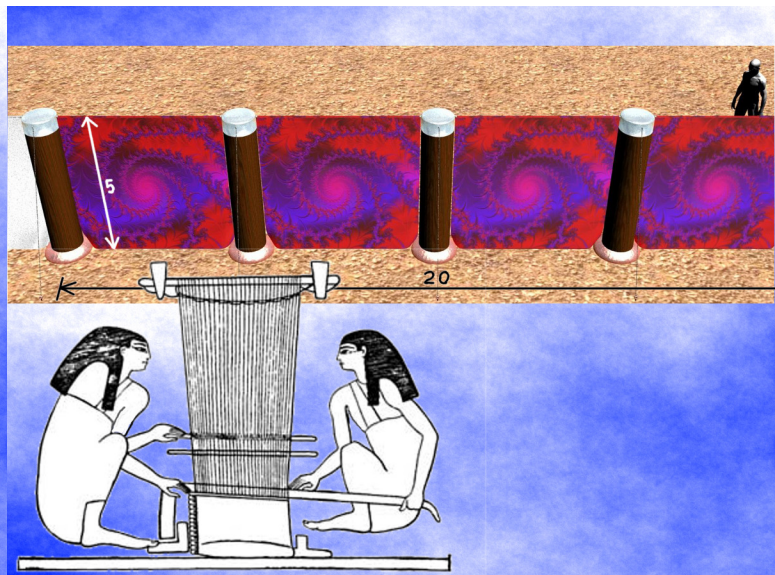


15 et, pour la seconde aile, qui lui correspondait de l'autre côté de la porte du parvis, quinze coudées de toiles, avec trois colonnes et leurs trois bases. Exode 38 : 15

16 Toutes les toiles formant l'enceinte du parvis étaient de fin lin retors. Exode 38 : 16

16

17




17 Les bases pour les colonnes étaient d'airain, les crochets des colonnes et leurs tringles étaient d'argent, et leurs chapiteaux étaient couverts d'argent. Toutes les colonnes du parvis étaient jointes par des tringles d'argent. Exode 38 : 17

18 Le rideau de la porte du parvis était un ouvrage de broderie en fil bleu, pourpre et cramoisi, et en fin lin retors; il avait une longueur de vingt coudées, et sa hauteur était de cinq coudées, comme la largeur des toiles du parvis; Exode 38 : 18

18

19





<sup>19</sup> ses quatre colonnes et leurs quatre bases étaient d'airain, les crochets et leurs tringles étaient d'argent, et leurs chapiteaux étaient couverts d'argent. Exode 38 : 19

<sup>20</sup> Tous les pieux de l'enceinte du tabernacle et du parvis étaient d'airain. Exode 38 : 20

20

21



Materials of the Tabernacle

Israel = Jacob  
 Judah  
 Perez  
 Hezron  
 Caleb or Chelubal  
 Hur  
 Uri  
 Bezalel

Names are listed in 1 Chronicles 2


<sup>21</sup> Voici les comptes du tabernacle, du tabernacle d'assignation, révisés, d'après l'ordre de Moïse, par les soins des Lévites, sous la direction d'Ithamar, fils du sacrificateur Aaron. Exode 38 : 21

<sup>22</sup> Betsaleel, fils d'Uri, fils de Hur, de la tribu de Juda, fit tout ce que l'Éternel avait ordonné à Moïse; Exode 38 : 22

22

23





<sup>23</sup>il eut pour aide Oholiab, fils d'Ahisamac, de la tribu de Dan, habile à graver, à inventer, et à broder sur les étoffes teintes en bleu, en pourpre, en cramoisi, et sur le fin lin.  
Exode 38 : 23

These gold bars are 27 pounds each, and 2 of them approximate a 60-lb Egyptian talent. Sources say the Egyptian kite was 10 g, and was used for silver, gold, and copper. Approximate value on Sep 14, 2015 is \$31,280,287.61.

<sup>24</sup>Le total de l'or employé à l'oeuvre pour tous les travaux du sanctuaire, or qui fut le produit des offrandes, montait à vingt-neuf talents et sept cent trente sicles, selon le sicle du sanctuaire.  
Exode 38 : 24

24

25



If the sanctuary shekel is 10 g, then they brought 97,022 Troy ounces. The large bars are about 68 pounds, or close to a talent.

This would be about \$1.91-\$2.84 per man, on September 14, 2015

At \$14.25/tr.oz, August 26, 2015,=\$1,382,563.50 US dollars. <sup>25</sup>L'argent de ceux de l'assemblée dont on fit le dénombrement montait à cent talents et mille sept cent soixante-quinze sicles, selon le sicle du sanctuaire.

<sup>26</sup>C'était un demi-sicle par tête, la moitié d'un sicle, selon le sicle du sanctuaire, pour chaque homme compris dans le dénombrement, depuis l'âge de vingt ans et au-dessus, soit pour six cent trois mille cinq cent cinquante hommes.

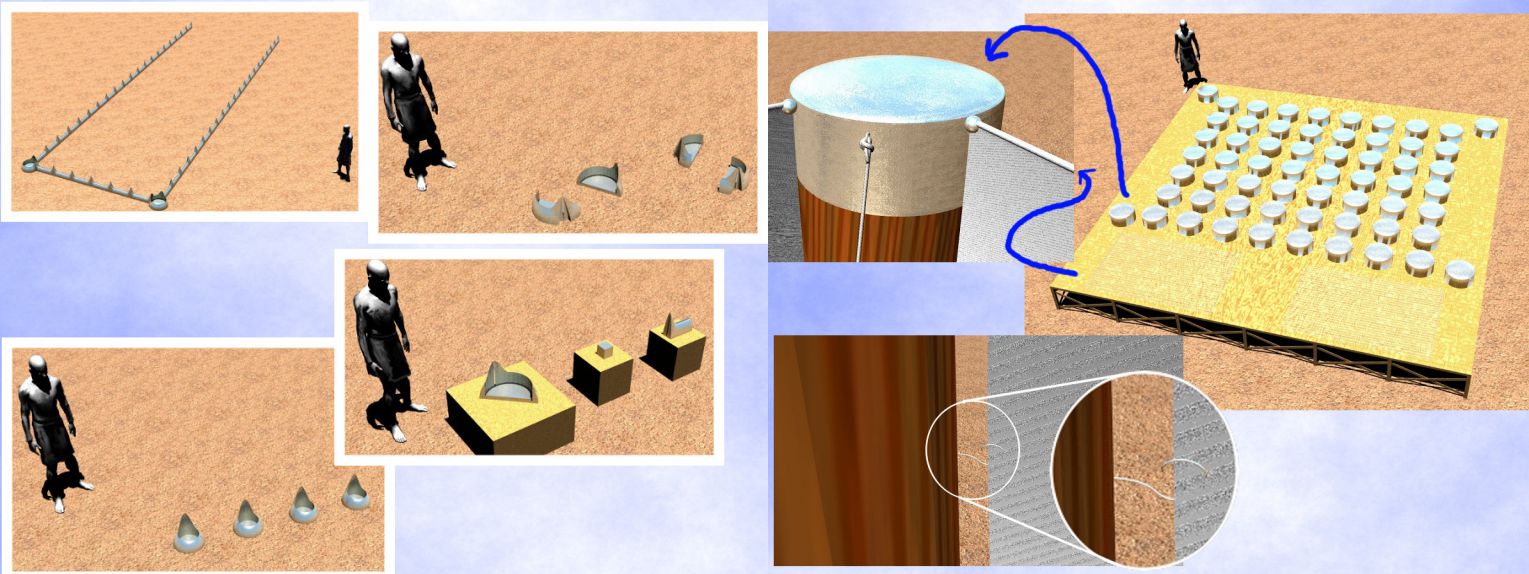
Exode 38 : 25

Exode 38 : 26

26

27





27 Les cent talents d'argent servirent à fondre les bases du sanctuaire et les bases du voile, cent bases pour les cent talents, un talent par base. Exode 38 : 27

28 Et avec les mille sept cent soixante-quinze sicles on fit les crochets et les tringles pour les colonnes, et on couvrit les chapiteaux. Exode 38 : 28

28

29



Approximately 68,288.18 Troy ounces of copper was worth \$68,977.97 USD. on Sep 9, 2015


29 L'airain des offrandes montait à soixante-dix talents et deux mille quatre cents sicles. Exode 38 : 29

30 On en fit les bases de l'entrée de la tente d'assignation; l'autel d'airain avec sa grille, et tous les ustensiles de l'autel; Exode 38 : 30

30

31



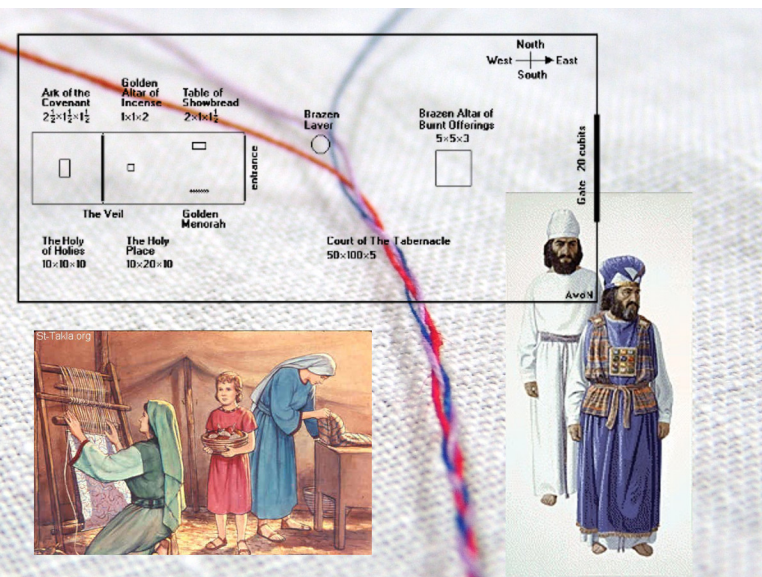


31 les bases du parvis, tout autour, et les bases de la porte du parvis; Exode 38 : 31a

et tous les pieux de l'enceinte du tabernacle et du parvis. Exode 38 : 31b

32

33



Making the Garments of the Priesthood

Making the Ephod


Chapitre 39 <sup>1</sup> Avec les étoffes teintées en bleu, en pourpre et en cramoisi, on fit les vêtements d'office pour le service dans le sanctuaire, et on fit les vêtements sacrés pour Aaron, comme l'Éternel l'avait ordonné à Moïse. Exode 39 : 1

<sup>2</sup> On fit l'éphod d'or, de fil bleu, pourpre et cramoisi, et de fin lin retors. Exode 39 : 2

34

35





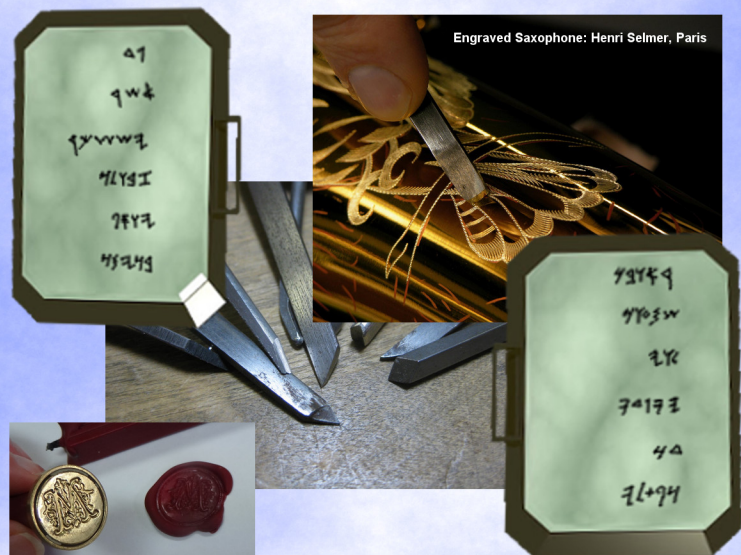
Where NKJV uses “shoulder straps” some other translations say “sides of the ephod”

<sup>3</sup> On étendit des lames d’or, et on les coupa en fils, que l’on entrelaça dans les étoffes teintes en bleu, en pourpre et en cramoisi, et dans le fin lin; il était artistement travaillé.  
Exode 39 : 3

<sup>4</sup> On y fit des épaulettes qui le joignaient, et c’est ainsi qu’il était joint par ses deux extrémités.  
Exode 39 : 4

36

37



<sup>5</sup> La ceinture était du même travail que l’éphod et fixée sur lui; elle était d’or, de fil bleu, pourpre et cramoisi, et de fin lin retors, comme l’Éternel l’avait ordonné à Moïse.  
Exode 39 : 5

<sup>6</sup> On entoura de montures d’or des pierres d’onyx, sur lesquelles on grava les noms des fils d’Israël, comme on grave les cachets.  
Exode 39 : 6

38

39







### Making the Breastplate

<sup>7</sup> On les mit sur les épaulettes de l'éphod, en souvenir des fils d'Israël, comme l'Éternel l'avait ordonné à Moïse.  
Exode 39 : 7

40

<sup>8</sup> On fit le pectoral, artistement travaillé, du même travail que l'éphod, d'or, de fil bleu, pourpre et cramoisi, et de fin lin retors.  
Exode 39 : 8

41



### The settings of gold for each stone.


<sup>9</sup> Il était carré; on fit le pectoral double: sa longueur était d'un empan, et sa largeur d'un empan; il était double.  
Exode 39 : 9

42


<sup>10</sup> On le garnit de quatre rangées de pierres:  
Exode 39 : 10a

43





The identity and color of the stones are debated by scholars.




première rangée, une sardoine, une topaze, une émeraude;  
Exode 39:10b


<sup>11</sup> seconde rangée, une escarboucle, un saphir, un diamant;  
Exode 39:11

44

45



<sup>12</sup> troisième rangée, une opale, une agate, une améthyste;  
Exode 39:12




<sup>13</sup> quatrième rangée, une chrysolithe, un onyx, un jaspe.  
Ces pierres étaient enchâssées dans leurs montures d'or.  
Exode 39:13

46

47






14 Il y en avait douze, d'après les noms des fils d'Israël; elles étaient gravées comme des cachets, chacune avec le nom de l'une des douze tribus. - Exode 39 : 14

15 On fit sur le pectoral des chaînettes d'or pur, tressées en forme de cordons. Exode 39 : 15

48

49





16 On fit deux montures d'or et deux anneaux d'or, et on mit les deux anneaux aux deux extrémités du pectoral. Exode 39 : 16

17 On passa les deux cordons d'or dans les deux anneaux aux deux extrémités du pectoral; Exode 39 : 17

50

51





18 on arrêta par devant les bouts des deux cordons aux deux montures placées sur les épaulettes de l'éphod. -  
Exode 39 : 18

19 On fit encore deux anneaux d'or, que l'on mit aux deux extrémités du pectoral, sur le bord intérieur appliqué contre l'éphod.  
Exode 39 : 19

52

53



Where NKJV uses "shoulder straps" some other translations say "sides of the ephod"



20 On fit deux autres anneaux d'or, que l'on mit au bas des deux épaulettes de l'éphod, sur le devant, près de la jointure, au-dessus de la ceinture de l'éphod.  
Exode 39 : 20

21 On attachâ le pectoral par ses anneaux aux anneaux de l'éphod avec un cordon bleu, afin que le pectoral fût au-dessus de la ceinture de l'éphod et qu'il ne pût pas se séparer de l'éphod, comme l'Éternel l'avait ordonné à Moïse.  
Exode 39 : 21

54

55





**Making the Other Priestly Garments**

22 On fit la robe de l'éphod, tissée entièrement d'étoffe bleue.  
Exode 39 : 22

56

23 Il y avait, au milieu de la robe, une ouverture comme l'ouverture d'une cote de mailles, et cette ouverture était bordée tout autour, afin que la robe ne se déchirât pas.  
Exode 39 : 23

Exode 39 : 23

57

**BOTTOM OF BLUE ROBE**

**POMEGRANATES**

**BELLS**

**POMEGRANATES OF BLUE, PURPLE & SCARLET RED ALL AROUND.  
GOLDEN BELLS ALTERNATING WITH POMEGRANATES**

4/26/2014 High Priest's Garments - Nirmal Nathan, Trichy, India 38

24 On mit sur la bordure de la robe des grenades de couleur bleue, pourpre et cramoisi, en fil retors; Exode 39 : 24

58

photo by Eelco Kruidenier

25 on fit des clochettes d'or pur, et on mit les clochettes entre les grenades, sur tout le tour de la bordure de la robe, entre les grenades:  
Exode 39 : 25

59



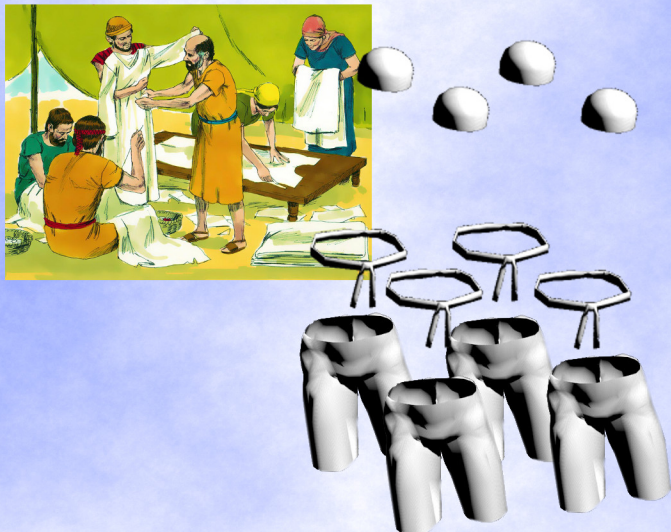


<sup>26</sup>une clochette et une grenade, une clochette et une grenade, sur tout le tour de la bordure de la robe, pour le service, comme l'Éternel l'avait ordonné à Moïse.  
Exode 39 : 26

<sup>27</sup>On fit les tuniques de fin lin, tissées, pour Aaron et pour ses fils;  
Exode 39 : 27

60

61




<sup>28</sup>la tiare de fin lin, et les bonnets de fin lin servant de parure; les caleçons de lin, de fin lin retors;  
Exode 39 : 28

<sup>29</sup>la ceinture de fin lin retors, brodée, et de couleur bleue, pourpre et cramoisie, comme l'Éternel l'avait ordonné à Moïse.  
Exode 39 : 29

62

63





<sup>30</sup> On fit d'or pur la lame, diadème sacré, et l'on y écrit, comme on grave un cachet: Sainteté à l'Éternel.


Exode 39 : 30

<sup>31</sup> On l'attacha avec un cordon bleu à la tiare, en haut, comme l'Éternel l'avait ordonné à Moïse.

Exode 39 : 31

64

65



The Work Completed



<sup>32</sup> Ainsi furent achevés tous les ouvrages du tabernacle, de la tente d'assignation. Les enfants d'Israël firent tout ce que l'Éternel avait ordonné à Moïse; ils firent ainsi.

Exode 39 : 32

<sup>33</sup> On amena le tabernacle à Moïse: la tente et tout ce qui en dépendait,

Exode 39 : 33a

66


67





les agrafes, les planches, les barres, les colonnes et les bases;  
Exode 39 : 33b

68



<sup>34</sup>la couverture de peaux de bœufs teintes en rouge, la  
couverture de peaux de dauphins, et le voile de séparation;  
Exode 39 : 34


69



Numbers 4:1-6 describe the coverings for the ark  
of the covenant.

<sup>35</sup>l'arche du témoignage et ses barres, et le propitiatoire;  
Exode 39 : 35

70



Numbers 4:7-8 describe the coverings for the  
table of showbread.

<sup>36</sup>la table, tous ses ustensiles, et les pains de proposition;  
Exode 39 : 36

71





Numbers 4:9-10 describe the coverings for the lampstand.



Numbers 4:11 describe the coverings for the alter of incense.

<sup>37</sup> le chandelier d'or pur, ses lampes, les lampes préparées, tous ses ustensiles, et l'huile pour le chandelier;  
Exode 39 : 37

<sup>38</sup> l'autel d'or, l'huile d'onction et le parfum odoriférant, et le rideau de l'entrée de la tente;  
Exode 39 : 38


72

73



Numbers 4:13-14 says the bronze alter and the laver and base were covered with a purple cloth and then badger's skins for transporting. The Samaritan Pentateuch makes the laver transportaion more clear.

<sup>39</sup> l'autel d'airain, sa grille d'airain, ses barres, et tous ses ustensiles; la cuve avec sa base;  
Exode 39 : 39




<sup>40</sup> les toiles du parvis, ses colonnes, ses bases, et le rideau de la porte du parvis, ses cordages, ses pieux,  
Exode 39 : 40a

74

75





The coverings for the service utensils is described in Numbers 4:12

et tous les ustensiles pour le service du tabernacle, pour la tente d'assignation; Exode 39 : 40b

41 les vêtements d'office pour le sanctuaire, les vêtements sacrés pour le sacrificateur Aaron, et les vêtements de ses fils pour les fonctions du sacerdoce. Exode 39 : 41

76

77




Photo by Eelco Kruidenier

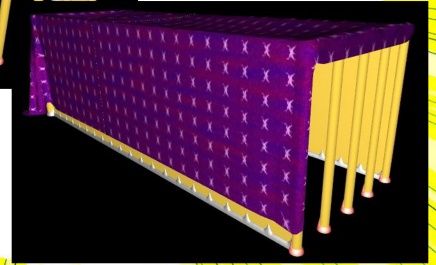
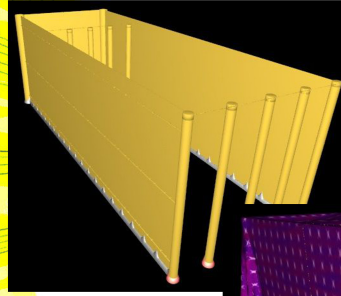
42 Les enfants d'Israël firent tous ces ouvrages, en se conformant à tous les ordres que l'Éternel avait donnés à Moïse. Exode 39 : 42

43 Moïse examina tout le travail; et voici, ils l'avaient fait comme l'Éternel l'avait ordonné, ils l'avaient fait ainsi. Et Moïse les bénit. Exode 39 : 43

78

79





The Tabernacle Erected and Arranged

Chapitre 40 <sup>1</sup>L'Éternel parla à Moïse, et dit:

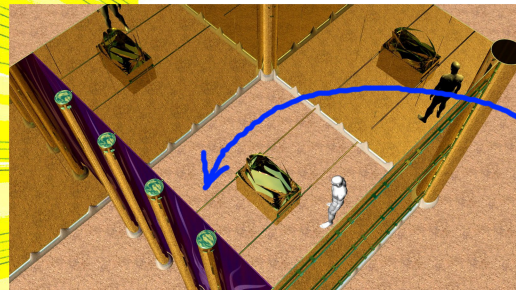
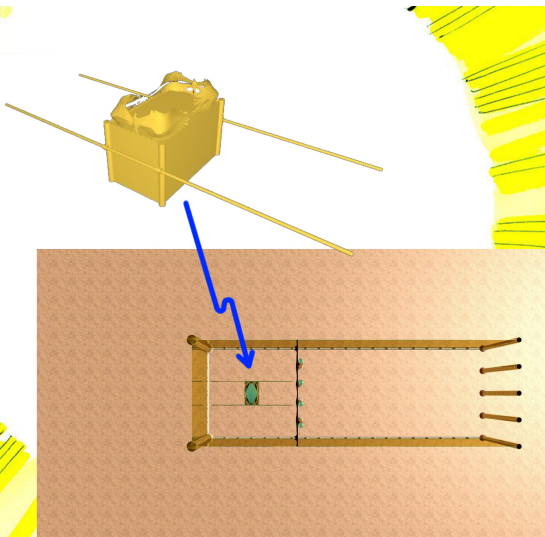
Exode 40 : 1

<sup>2</sup>Le premier jour du premier mois, tu dresseras le tabernacle, la tente d'assignation.

Exode 40 : 2

80

81



<sup>3</sup>Tu y placeras l'arche du témoignage,

Exode 40 : 3a

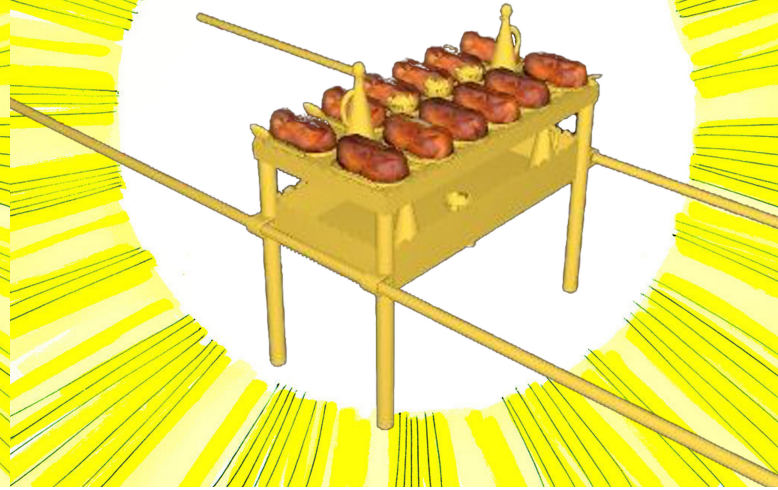
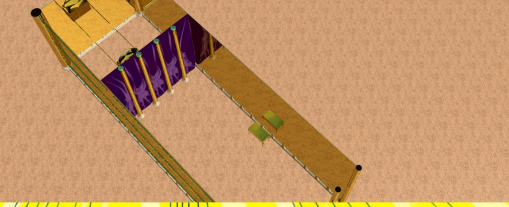

et tu couvriras l'arche avec le voile.

Exode 40 : 3b

82

83





<sup>4</sup>Tu apporteras la table,

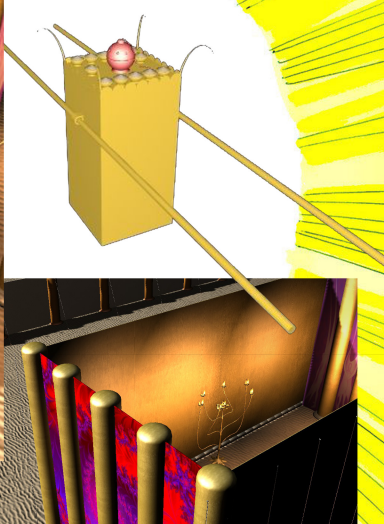

Exode 40 : 4a

et tu la disposeras en ordre.

Exode 40 : 4b

84

85



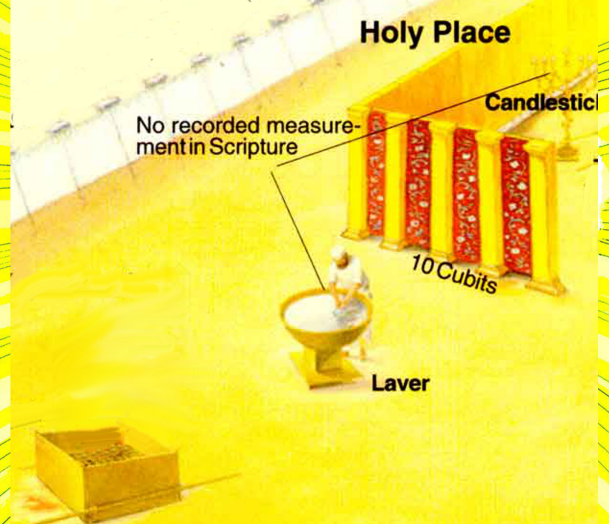
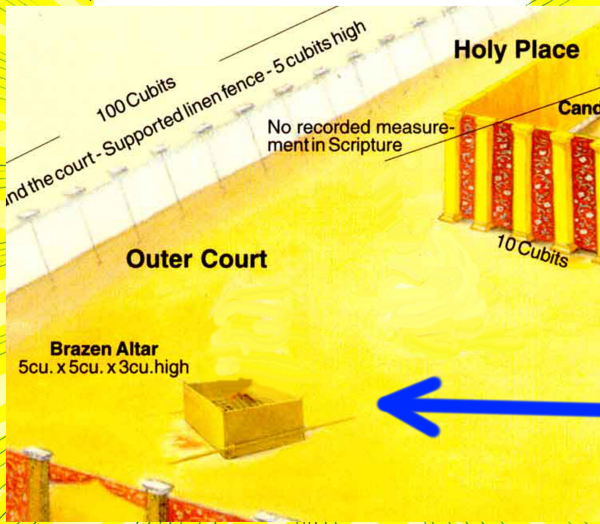
Tu apporteras le chandelier, et tu en arrangeras les lampes.  
Exode 40 : 4c

<sup>5</sup>Tu placeras l'autel d'or pour le parfum devant l'arche du témoignage, et tu mettras le rideau à l'entrée du tabernacle.  
Exode 40 : 5

86

87



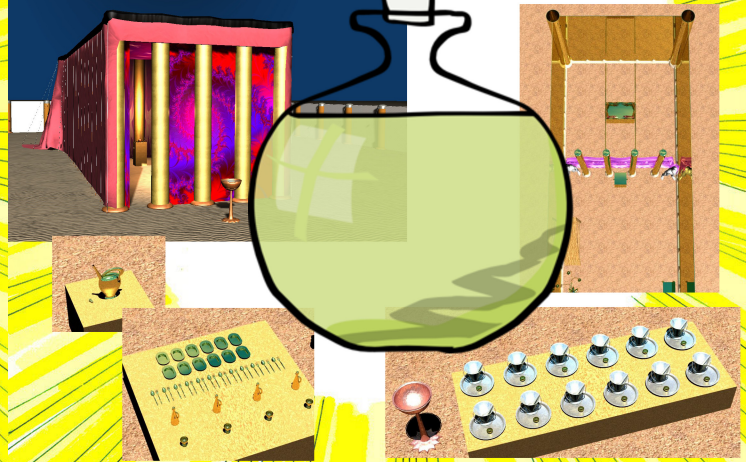



<sup>6</sup>Tu placeras l'autel des holocaustes devant l'entrée du tabernacle, de la tente d'assignation. Exode 40 : 6

<sup>7</sup>Tu placeras la cuve entre la tente d'assignation et l'autel, et tu y mettras de l'eau. Exode 40 : 7

88

89




<sup>8</sup>Tu placeras le parvis à l'entour, et tu mettras le rideau à la porte du parvis. Exode 40 : 8

<sup>9</sup>Tu prendras l'huile d'onction, tu en oindras le tabernacle et tout ce qu'il renferme, et tu le sanctifieras, avec tous ses ustensiles; et il sera saint. Exode 40 : 9

90

91





<sup>10</sup> Tu oindras l'autel des holocaustes et tous ses ustensiles, et tu sanctifieras l'autel; et l'autel sera très saint.

Exode 40 : 10

<sup>11</sup> Tu oindras la cuve avec sa base, et tu la sanctifieras.

Exode 40 : 11

92

93



<sup>12</sup> Tu feras avancer Aaron et ses fils vers l'entrée de la tente d'assignation, et tu les laveras avec de l'eau.

Exode 40 : 12



<sup>13</sup> Tu revêtiras Aaron des vêtements sacrés, tu l'oindras, et tu le sanctifieras, pour qu'il soit à mon service dans le sacerdoce.

Exode 40 : 13

94


95





14 Tu feras approcher ses fils, tu les revêtiras des tuniques, Exode 40 : 14

96



15 et tu les oindras comme tu auras oint leur père, pour qu'ils soient à mon service dans le sacerdoce. Cette onction leur assurera à perpétuité le sacerdoce parmi leurs descendants. Exode 40 : 15

97



16 Moïse fit tout ce que l'Éternel lui avait ordonné; il fit ainsi. Exode 40 : 16

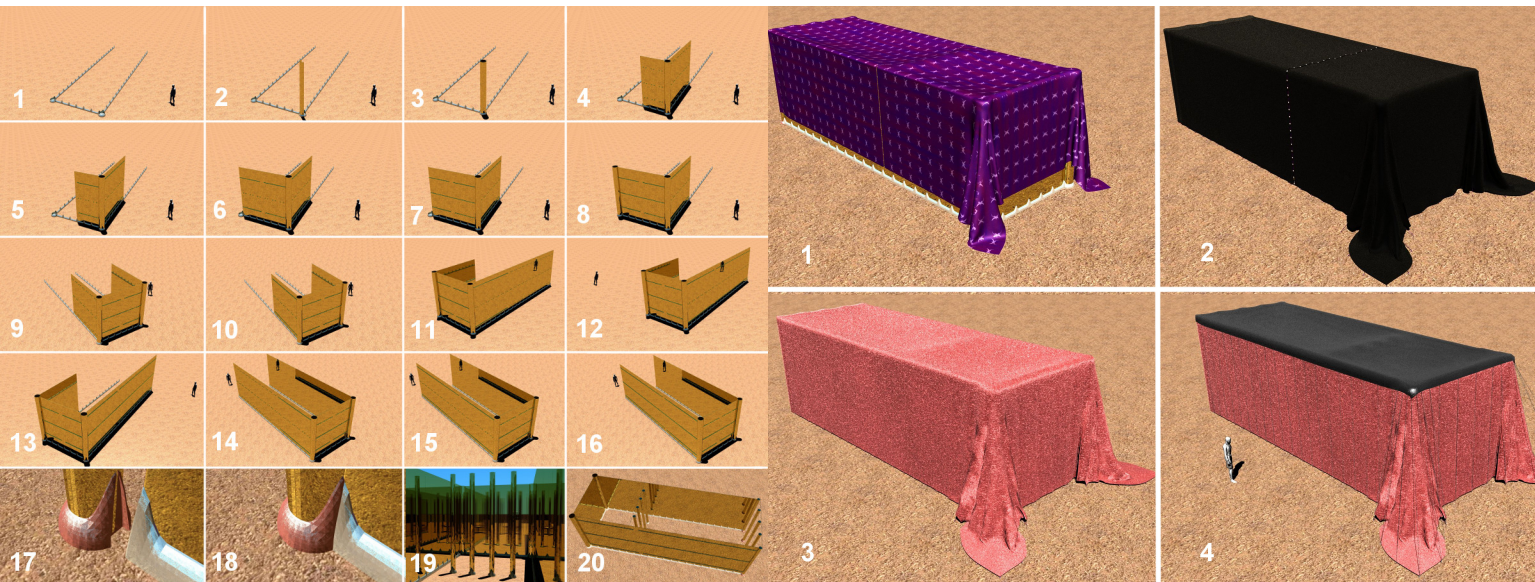
98



17 Le premier jour du premier mois de la seconde année, le tabernacle fut dressé. Exode 40 : 17

99





18 Moïse dressa le tabernacle; il en posa les bases, plaça les planches et les barres, et éleva les colonnes.

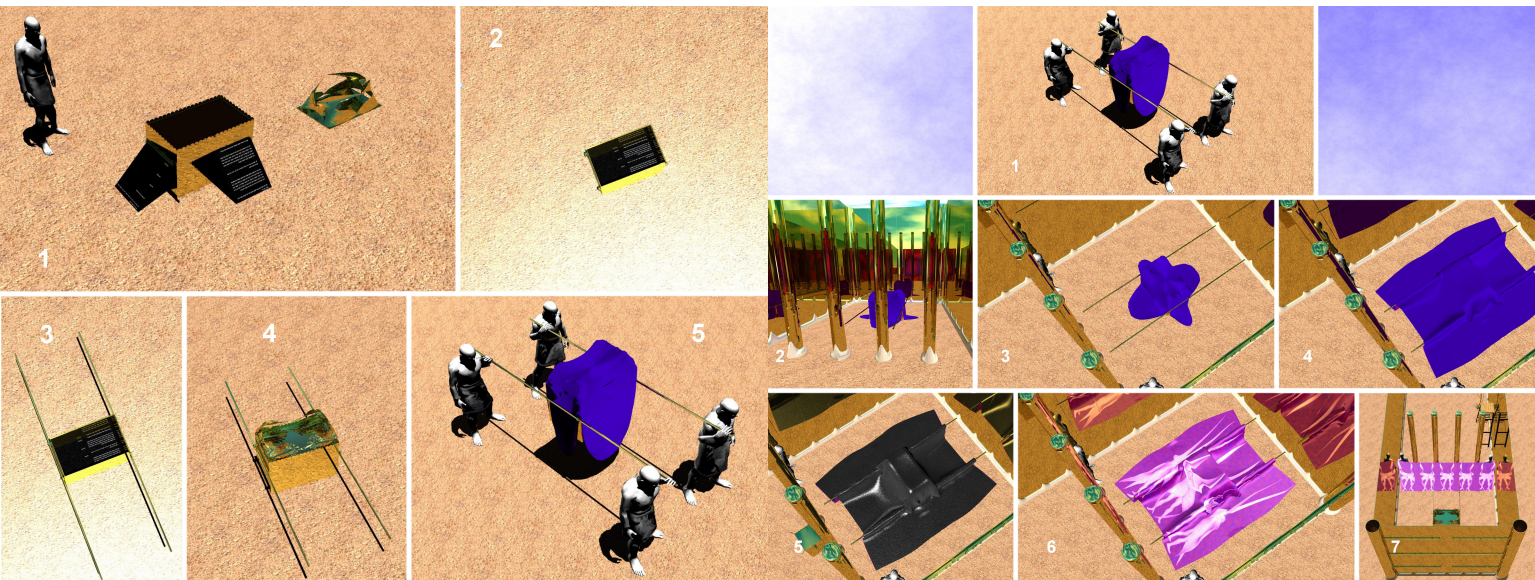
Exode 40 : 18

19 Il étendit la tente sur le tabernacle, et il mit la couverture de la tente par-dessus, comme l'Éternel l'avait ordonné à Moïse.

Exode 40 : 19

100

101



20 Il prit le témoignage, et le plaça dans l'arche; il mit les barres à l'arche, et il posa le propitiatoire au-dessus de l'arche.

Exode 40 : 20

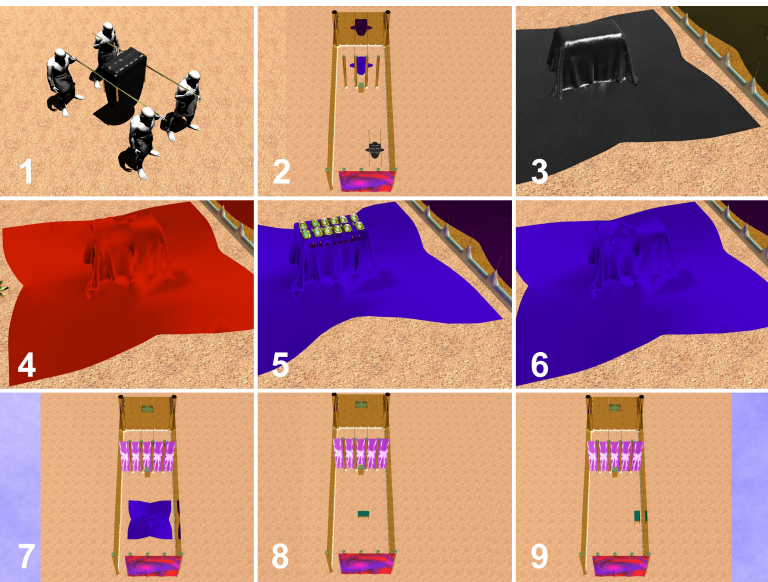
21 Il apporta l'arche dans le tabernacle; il mit le voile de séparation, et il en couvrit l'arche du témoignage, comme l'Éternel l'avait ordonné à Moïse.

Exode 40 : 21

102

103






<sup>22</sup> Il plaça la table dans la tente d'assignation, au côté septentrional du tabernacle, en dehors du voile;  
Exode 40 : 22

<sup>23</sup> et il y déposa en ordre les pains, devant l'Éternel, comme l'Éternel l'avait ordonné à Moïse.  
Exode 40 : 23

104

105




<sup>24</sup> Il plaça le chandelier dans la tente d'assignation, en face de la table, au côté méridional du tabernacle;  
Exode 40 : 24

<sup>25</sup> et il en arrangea les lampes, devant l'Éternel, comme l'Éternel l'avait ordonné à Moïse.  
Exode 40 : 25

106

107






26 Il plaça l'autel d'or dans la tente d'assignation, devant le voile;  
Exode 40 : 26

108



27 et il y fit brûler le parfum odoriférant, comme l'Éternel l'avait ordonné à Moïse.  
Exode 40 : 27

109



28 Il plaça le rideau à l'entrée du tabernacle.  
Exode 40 : 28


110



29 Il plaça l'autel des holocaustes à l'entrée du tabernacle, de la tente d'assignation; et il y offrit l'holocauste et l'offrande, comme l'Éternel l'avait ordonné à Moïse.  
Exode 40 : 29

111






<sup>30</sup> Il plaça la cuve entre la tente d'assignation et l'autel, et il y mit de l'eau pour les ablutions; Exode 40 : 30

112




<sup>31</sup> Moïse, Aaron et ses fils, s'y lavèrent les mains et les pieds; Exode 40 : 31

113




<sup>32</sup> lorsqu'ils entrèrent dans la tente d'assignation et qu'ils s'approchèrent de l'autel, ils se lavèrent, comme l'Éternel l'avait ordonné à Moïse. Exode 40 : 32

114



<sup>33</sup> Il dressa le parvis autour du tabernacle et de l'autel, et il mit le rideau à la porte du parvis. Ce fut ainsi que Moïse acheva l'ouvrage. Exode 40 : 33

115




### The Cloud and the Glory

<sup>34</sup> Alors la nuée couvrit la tente d'assignation, et la gloire de l'Éternel remplit le tabernacle. Exode 40 : 34

116

<sup>35</sup> Moïse ne pouvait pas entrer dans la tente d'assignation, parce que la nuée restait dessus, et que la gloire de l'Éternel remplissait le tabernacle. Exode 40 : 35

117




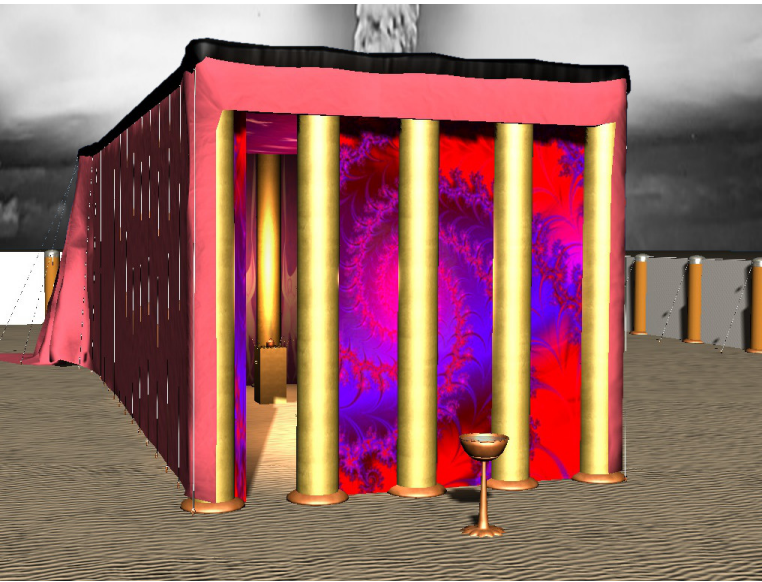
<sup>36</sup> Aussi longtemps que durèrent leurs marches, les enfants d'Israël parlaient, quand la nuée s'élevait de dessus le tabernacle. Exode 40 : 36

118

<sup>37</sup> Et quand la nuée ne s'élevait pas, ils ne parlaient pas, jusqu'à ce qu'elle s'élevât. Exode 40 : 37

119





<sup>38</sup> La nuée de l'Éternel était de jour sur le tabernacle;  
Exode 40 : 38a

et de nuit, il y avait un feu, aux yeux de toute la maison  
d'Israël, pendant toutes leurs marches. Exode 40 : 38b

120

121



View from the entrance



View toward the entrance

122

123














## 2 Mose 38

1 Und er machte den Brandopferaltar von Akazienholz, fünf Ellen lang und breit, gleich viereckig, und drei Ellen hoch.

2 Und machte vier Hörner, die aus ihm gingen auf seinen vier Ecken, und überzog sie mit Erz.

3 Und machte allerlei Geräte zu dem Altar: Aschentöpfe, Schaufeln, Becken, Gabeln, Kohlenpfannen, alles aus Erz.

4 Und machte am Altar ein Gitter wie ein Netz von Erz umher, von unten auf bis an die Hälfte des Altars.

5 Und goß vier Ringe an die vier Enden des ehernen Gitters für die Stangen.

6 Dieselben machte er aus Akazienholz und überzog sie mit Erz

7 und tat sie in die Ringe an den Seiten des Altars, daß man ihn damit trüge; und machte ihn inwendig hohl.

8 Und machte ein Handfaß von Erz und seinen Fuß auch von Erz aus Spiegeln der Weiber, die vor der Tür der Hütte des Stifts dienten.

9 Und er machte den Vorhof: Gegen Mittag mit einem Umhang, hundert Ellen lang, von gewirnter weißer Leinwand,

10 mit seinen zwanzig Säulen und zwanzig Füßen von Erz, aber ihre Haken und Querstäbe von Silber;

11 desgleichen gegen Mitternacht hundert Ellen mit zwanzig Säulen und zwanzig Füßen von Erz, aber ihre Haken und Querstäbe von Silber;

12 gegen Abend aber fünfzig Ellen mit zehn Säulen und zehn Füßen, aber ihre Haken und Querstäbe

von Silber;

13 gegen Morgen auch fünfzig Ellen;

14 fünfzehn Ellen auf einer Seite mit drei Säulen und drei Füßen,

15 und auf der andern Seite auch fünfzehn Ellen mit drei Säulen und drei Füßen, daß ihrer so viele waren an der einen Seite des Tors am Vorhofe als an der andern.

16 Alle Umhänge des Vorhofs waren von gezwirnter weißer Leinwand

17 und die Füße der Säulen von Erz und ihre Haken und Querstäbe von Silber, also daß ihre Köpfe überzogen waren mit Silber. Und ihre Querstäbe waren silbern an allen Säulen des Vorhofs.

18 Und das Tuch in dem Tor des Vorhofs machte er gestickt von blauem und rotem Purpur, Scharlach und gezwirnter weißer Leinwand, zwanzig Ellen lang und fünf Ellen hoch, nach dem Maß der Umhänge des Vorhofs.

19 Dazu vier Säulen und vier Füße von Erz, und ihre Haken von Silber und ihre Köpfe und ihre Querstäbe überzogen mit Silber.

20 Und alle Nägel der Wohnung und des Vorhofs ringsherum waren von Erz.

21 Das ist nun die Summe zu der Wohnung des Zeugnisses, die gezählt ward, wie Mose geboten hatte, durch den Dienst der Leviten unter der Hand Ithamars, des Sohnes Aarons, des Priesters.

22 Bezaleel, der Sohn Uris, des Sohnes Hur, vom Stamme Juda, machte alles, wie der HERR dem Mose geboten hatte,

23 und mit ihm Oholiab, der Sohn Ahisamachs, vom Stamme Dan, ein Meister zu schneiden, zu wirken und zu sticken mit blauem und rotem Purpur, Scharlach und weißer Leinwand.

24 Alles Gold, das verarbeitet ist in diesem ganzen Werk des Heiligtums, das zum Webeopfer gegeben ward, ist neunundzwanzig Zentner siebenhundertunddreißig Lot nach dem Lot des Heiligtums.

25 Des Silbers aber, das von der Gemeinde kam, war hundert Zentner tausendsiebenhundertfünfzig Lot nach dem Lot des Heiligtums:

26 so manch Haupt, so manch halbes Lot nach dem Lot des Heiligtums, von allen, die gezählt wurden von zwanzig Jahren an und darüber, sechshundertmaltausend dreitausend fünfhundertundfünfzig.

27 Aus den hundert Zentnern Silber goß man die Füße des Heiligtums und die Füße des Vorhangs, hundert Füße aus hundert Zentnern, je einen Zentner zum Fuß.

28 Aber aus tausend siebenhundert und fünfundsiebzig Loten wurden gemacht der Säulen Haken, und ihre Köpfe überzogen und ihre Querstäbe.

29 Das Webeopfer aber des Erzes war siebzig Zentner zweitausendvierhundert Lot.

30 Daraus wurden gemacht die Füße in der Tür der Hütte des Stifts und der eherne Altar und das eherne Gitter daran und alle Geräte des Altars,

31 dazu die Füße des Vorhofs ringsherum und die Füße des Tores am Vorhofe, alle Nägel der Wohnung und alle Nägel des Vorhofs ringsherum.

## 2 Mose 39

1 Aber von dem blauen und roten Purpur und dem Scharlach machten sie Aaron Amtskleider, zu dienen im Heiligtum, wie der HERR Mose geboten hatte.



2 Und er machte den Leibrock von Gold, blauem und rotem Purpur, Scharlach und gezwirnter weißer Leinwand.

3 Und sie schlugen das Gold und schnitten's zu Faden, daß man's künstlich wirken konnte unter den blauen und roten Purpur, Scharlach und weiße Leinwand.

4 Schulterstücke machten sie an ihm, die zusammengingen, und an beiden Enden ward er zusammengebunden.

5 Und sein Gurt war nach derselben Kunst und Arbeit von Gold, blauem und rotem Purpur, Scharlach und gezwirnter weißer Leinwand, wie der HERR dem Mose geboten hatte.

6 Und sie machten zwei Onyxsteine, umher gefaßt mit Gold, gegraben durch die Steinschneider mit den Namen der Kinder Israel;

7 und er heftete sie auf die Schulterstücke des Leibrocks, daß es Steine seien zum Gedächtnis der Kinder Israel, wie der HERR dem Mose geboten hatte.

8 Und sie machten das Schild nach der Kunst und dem Werk des Leibrocks von Gold, blauem und rotem Purpur, Scharlach und gezwirnter weißer Leinwand,

9 daß es viereckig und zwiefach war, eine Spanne lang und breit.

10 Und füllten es mit vier Reihen Steinen: die erste Reihe war ein Sarder, Topas und Smaragd;

11 die andere ein Rubin, Saphir und Demant;

12 die dritte ein Lynkurer, Achat und Amethyst;

13 die vierte ein Türkis, Onyx und Jaspis, umher gefaßt mit Gold in allen Reihen.

14 Und die Steine standen nach den zwölf Namen der Kinder Israel, gegraben durch die Steinschneider, daß auf einem jeglichen ein Name stand nach den zwölf Stämmen.

15 Und sie machten am Schild Ketten mit zwei Enden von feinem Golde

16 und zwei goldene Fassungen und zwei goldene Ringe und hefteten die zwei Ringe auf die zwei Ecken des Schildes.

17 Und die zwei goldenen Ketten taten sie in die zwei Ringe auf den Ecken des Schildes.

18 Aber die zwei Enden der Ketten taten sie an die zwei Fassungen und hefteten sie auf die Schulterstücke des Leibrocks vornehin.

19 Und machten zwei andere goldene Ringe und hefteten sie an die zwei andern Ecken des Schildes an seinen Rand, inwendig gegen den Leibrock.

20 Und sie machten zwei andere goldene Ringe, die taten sie unten an die zwei Schulterstücke vorn am Leibrock, wo er zusammengeht, oben über dem Gurt des Leibrocks,

21 daß das Schild mit seinen Ringen an die Ringe des Leibrocks geknüpft würde mit einer blauen Schnur, daß es über dem Gurt des Leibrocks hart anläge und nicht vom Leibrock los würde, wie der HERR dem Mose geboten hatte.

22 Und machte einen Purpurrock zum Leibrock, gewirkt, ganz von blauem Purpur,

23 und sein Loch oben mitteninne und eine Borte ums Loch her gefaltet, daß er nicht zerrisse.

24 Und sie machten an seinen Saum Granatäpfel von blauem und rotem Purpur, Scharlach und gezwirnter weißer Leinwand.

25 Und machten Schellen von feinem Golde; die taten sie zwischen die Granatäpfel ringsumher am

Saum des Purpurrocks,

26 je ein Granatapfel und eine Schelle um und um am Saum, darin zu dienen, wie der HERR dem Mose geboten hatte.

27 Und sie machten auch die engen Röcke, von weißer Leinwand gewirkt, Aaron und seinen Söhnen,

28 und den Hut von weißer Leinwand und die schönen Hauben von weißer Leinwand und Beinkleider von gezwirnter weißer Leinwand

29 und den gestickten Gürtel von gezwirnter weißer Leinwand, blauem und rotem Purpur und Scharlach, wie der HERR dem Mose geboten hatte.

30 Sie machten auch das Stirnblatt, die heilige Krone, von feinem Gold, und gruben Schrift darein: Heilig dem HERRN.

31 Und banden eine blaue Schnur daran, daß sie an den Hut von obenher geheftet würde, wie der HERR dem Mose geboten hatte.

32 Also ward vollendet das ganze Werk der Wohnung der Hütte des Stifts. Und die Kinder Israel taten alles, was der HERR dem Mose geboten hatte.

33 Und sie brachten die Wohnung zu Mose: die Hütte und alle ihre Geräte, Haken, Bretter, Riegel, Säulen, Füße,

34 die Decke von rötlichen Widderfellen, die Decke von Dachsfellen und den Vorhang;

35 die Lade des Zeugnisses mit ihren Stangen, den Gnadenstuhl;

36 den Tisch und alle seine Geräte und die Schaubrote;

37 den schönen Leuchter mit den Lampen zubereitet und allem seinen Geräte und Öl zum Licht;

38 den Goldenen Altar und die Salbe und gutes Räuchwerk; das Tuch in der Hütte Tür;

39 den ehernen Altar und sein ehernes Gitter mit seinen Stangen und allem seinem Geräte; das Handfaß mit seinem Fuß;

40 die Umhänge des Vorhofs mit seinen Säulen und Füßen; das Tuch im Tor des Vorhofs mit seinen Seilen und Nägeln und allem Gerät zum Dienst der Wohnung der Hütte des Stifts;

41 die Amtskleider des Priesters Aaron, zu dienen im Heiligtum, und die Kleider seiner Söhne, daß sie Priesteramt täten.

42 Alles, wie der HERR dem Mose geboten hatte, taten die Kinder Israel an allem diesem Dienst.

43 Und Mose sah an all dies Werk; und siehe, sie hatten es gemacht, wie der HERR geboten hatte. Und er segnete sie.

## 2 Mose 40

1 Und der HERR redete mit Mose und sprach:

2 Du sollst die Wohnung der Hütte des Stifts aufrichten am ersten Tage des ersten Monats.

3 und sollst darein setzen die Lade des Zeugnisses und vor die Lade den Vorhang hängen.

4 Und sollst den Tisch darbringen und ihn zubereiten und den Leuchter darstellen und die Lampen darauf setzen.



5 Und sollst den goldenen Räucheraltar setzen vor die Lade des Zeugnisses und das Tuch in der Tür der Wohnung aufhängen.

6 Den Brandopferaltar aber sollst du setzen heraus vor die Tür der Wohnung der Hütte des Stifts,

7 und das Handfaß zwischen die Hütte des Stifts und den Altar, und Wasser darein tun,

8 und den Vorhof stellen umher, und das Tuch in der Tür des Vorhofs aufhängen.

9 Und sollst die Salbe nehmen, und die Wohnung und alles, was darin ist, salben; und sollst sie weihen mit allem ihrem Geräte, daß sie heilig sei.

10 Und sollst den Brandopferaltar salben mit allem seinem Geräte, und weihen, daß er hochheilig sei.

11 Sollst auch das Handfaß und seinen Fuß salben und weihen.

12 Und sollst Aaron und seine Söhne vor die Tür der Hütte des Stifts führen und mit Wasser waschen,

13 und Aaron die heiligen Kleider anziehen und ihn salben und weihen, daß er mein Priester sei;

14 und seine Söhne auch herzuführen und ihnen die engen Röcke anziehen,

15 und sie salben, wie du ihren Vater gesalbt hast, daß sie meine Priester seien. Und diese Salbung sollen sie haben zum ewigen Priestertum bei ihren Nachkommen.

16 Und Mose tat alles, wie ihm der HERR geboten hatte.

17 Also ward die Wohnung aufgerichtet im zweiten Jahr, am ersten Tage des ersten Monats.

18 Und da Mose sie aufrichtete, setzte er die Füße und die Bretter und Riegel und richtete die Säulen auf

19 und breitete die Hütte aus über der Wohnung und legte die Decke der Hütte obendarauf, wie der HERR ihm geboten hatte,

20 und nahm das Zeugnis und legte es in die Lade und tat die Stangen an die Lade und tat den Gnadenstuhl oben auf die Lade

21 und brachte die Lade in die Wohnung und hing den Vorhang vor die Lade des Zeugnisses, wie ihm der HERR geboten hatte,

22 und setzte den Tisch in die Hütte des Stifts, an die Seite der Wohnung gegen Mitternacht, außen vor den Vorhang,

23 und richtete Brot darauf zu vor dem HERRN, wie ihm der HERR geboten hatte,

24 und setzte den Leuchter auch hinein, gegenüber dem Tisch, an die Seite der Wohnung gegen Mittag,

25 und tat Lampen darauf vor dem HERRN, wie ihm der HERR geboten hatte,

26 und setzte den goldenen Altar hinein vor den Vorhang

27 und räucherte darauf mit gutem Räuchwerk, wie ihm der HERR geboten hatte,

28 und hing das Tuch in die Tür der Wohnung.

29 Aber den Brandopferaltar setzte er vor die Tür der Wohnung der Hütte des Stifts und opferte darauf Brandopfer und Speisopfer, wie ihm der HERR geboten hatte.

30 Und das Handfaß setzte er zwischen die Hütte des Stifts und den Altar und tat Wasser darein zum Waschen.

31 Und Mose, Aaron und seine Söhne wuschen ihre Hände und Füße darin.

32 Denn sie müssen sich waschen, wenn sie in die Hütte des Stifts gehen oder hinzutreten zum Altar, wie ihm der HERR geboten hatte.

33 Und er richtete den Vorhof auf um die Wohnung und um den Altar her und hing den Vorhang in das Tor des Vorhofs. Also vollendete Mose das ganze Werk.

34 Da bedeckte die Wolke die Hütte des Stifts, und die Herrlichkeit des HERRN füllte die Wohnung.

35 Und Mose konnte nicht in die Hütte des Stifts gehen, weil die Wolke darauf blieb und die Herrlichkeit des HERRN die Wohnung füllte.

36 Und wenn die Wolke sich aufhob von der Wohnung, so zogen die Kinder Israel, solange sie reisten.

37 Wenn sich aber die Wolke nicht aufhob, so zogen sie nicht bis an den Tag, da sie sich aufhob.

38 Denn die Wolke des HERRN war des Tages auf der Wohnung, und des Nachts war sie feurig vor den Augen des ganzen Hauses Israel, solange sie reisten.



## Picture Sources

- p. 0 <http://thedeserttabernacle.blogspot.com>
- p. 2 Aholiab and Bezilel carving wood: [www-St-Takla-org-Bible-Slides-exodus-433](http://www-St-Takla-org-Bible-Slides-exodus-433) Use this in the bottom for the next few pictures. Grayscale alter showing dimensions: Box with men: <http://thedeserttabernacle.blogspot.com/2010/03/exodus-271-copper-altar-of-burnt.html> sickleoftruth.com Acacia wood: acacia tree: <http://i186.photobucket.com/albums/x128/sleemon/Niger%20Part%201/06Marche44.jpg>
- p. 3 Aholiab and Bezilel carving wood in bottom: same as above. Alter: <http://thedeserttabernacle.blogspot.com/2010/04/exodus-276-8-copper-plated-staves-of.html> Bronze sheet: Same as Exodus 27:2 Bronze coin: <http://www.coinnews.net/2013/06/19/miss-canada-allegory-in-gold-silver-and-bronze-coins/>
- p. 4 Man beating gold: [https://upload.wikimedia.org/wikipedia/commons/e/ec/Fotothek\\_df\\_tg\\_0008550-ext.jpg](https://upload.wikimedia.org/wikipedia/commons/e/ec/Fotothek_df_tg_0008550-ext.jpg) by Christoph Weigel. Bronze coin: same as above. Utensils: <http://thedeserttabernacle.blogspot.com/2010/04/exodus-273-copperbrass-utensils-of.html>

124

## Picture Sources (Continued)

- p. 8 shorter alter: <http://thedeserttabernacle.blogspot.com/search/label/Transportation%20of%20the%20Artefacts>. Alter with poles: <http://thedeserttabernacle.blogspot.com/search/label/The%20Altar%20Of%20Burnt%20Offering>
- p. 9 Bronze casting: same as above. Bronze Laver: <http://thedeserttabernacle.blogspot.com/search/label/The%20Copper%20Laver%20%28Washer%20%2F%20Kiyor%29> Bronze mirror a: <http://www.sciencemuseum.org.uk/images/I068/10328959.aspx> Image number 10328959, Bronze mirror b: <http://thedutchrose.blogspot.com/2010/08/mirror-mirror.html>
- p. 10 Weavers adapted from: [http://belovedlinens.net/fabrics/Egyptian\\_linen.html](http://belovedlinens.net/fabrics/Egyptian_linen.html) White curtains: <http://thedeserttabernacle.blogspot.com/2010/04/exodus-279-tabernacle-courtyard-chatzer.html> Our picture of linen.

126

## Picture Sources (Continued)

- p. 5 Pounding gold: same as above. shorter alter: <http://thedeserttabernacle.blogspot.com/search/label/Transportation%20of%20the%20Artefacts> Bronze coin: same as above. Another source for a shorter alter: <http://thedeserttabernacle.blogspot.com/2010/04/exodus-274-copperbrass-grate-of-altar.html>
- p. 6 Casting bronze: Put “photo by Eelco Kruidenier” under photo of the person casting. [http://1501bc.com/nf\\_bronzes\\_eng.html](http://1501bc.com/nf_bronzes_eng.html) [http://1501bc.com/bronzes/ring\\_28\\_juni\\_2006.jpg](http://1501bc.com/bronzes/ring_28_juni_2006.jpg). Rings: <http://thedeserttabernacle.blogspot.com/2010/04/exodus-274-copperbrass-grate-of-altar.html> Shorter alter: <http://thedeserttabernacle.blogspot.com/search/label/Transportation%20of%20the%20Artefacts>
- p. 7 Bezelel cutting wood: same as above. Acacia wood: same as above. Bronze coin: same as above. Poles: [http://3.bp.blogspot.com/\\_nIF5GEQX5M/S7LiL0Y\\_yII/AAAAAAAAACoE/t7TcAqeGaJw/s1600/Tabernacle+-+Mishkan+-+Exodus+27-1-1+-+Altar+of+Burnt+Offering+--+View+1.jpg](http://3.bp.blogspot.com/_nIF5GEQX5M/S7LiL0Y_yII/AAAAAAAAACoE/t7TcAqeGaJw/s1600/Tabernacle+-+Mishkan+-+Exodus+27-1-1+-+Altar+of+Burnt+Offering+--+View+1.jpg) Shorter alter: <http://thedeserttabernacle.blogspot.com/search/label/Transportation%20of%20the%20Artefacts>

125

## Picture Sources (Continued)

- p. 11 Bezileil cutting wood, same as above. See 27:10a and 27:10b Courtyard: <http://thedeserttabernacle.blogspot.com/2010/04/exodus-279-10-layout-of-south-side-of.html> All the silver hooks: [http://thedeserttabernacle.blogspot.com/2010/04/exodus-2710-pillars-of-courtyard-of\\_25.html](http://thedeserttabernacle.blogspot.com/2010/04/exodus-2710-pillars-of-courtyard-of_25.html) Silver curtain rods: <http://thedeserttabernacle.blogspot.com/2011/01/q-what-color-were-pillars-in-tabernacle.html>
- p. 12 Bezeliel cutting wood, same as above. courtyard: <http://thedeserttabernacle.blogspot.com/2010/04/exodus-2712-dimensions-and-layout-of.html>
- p. 13 Bezeliel cutting wood, same as above. courtyard: <http://thedeserttabernacle.blogspot.com/2010/04/exodus-2712-dimensions-and-layout-of.html>
- p. 14 Bezeliel cutting wood, same as above. courtyard: <http://thedeserttabernacle.blogspot.com/2010/04/exodus-2712-dimensions-and-layout-of.html>
- p. 15 Bezeliel cutting wood, same as above. courtyard: <http://thedeserttabernacle.blogspot.com/2010/04/exodus-2712-dimensions-and-layout-of.html>
- p. 16 Bezeliel cutting wood, same as above. See 27:15

127

## Picture Sources (Continued)

- p. 17 Egyptian weavers: same as above. Our picture of linen. Courtyard: <http://thedeserttabernacle.blogspot.com/2011/01/q-what-color-were-pillars-in-tabernacle.html> Stack of linen: <http://anacuca.blogspot.com.au/2012/03/blog-post.html?pref=fb>
- p. 18 Bronze castor: same as above. Pillars with their bronze and silver castings: <http://thedeserttabernacle.blogspot.com/2011/01/q-what-color-were-pillars-in-tabernacle.html>
- p. 19 Egyptian weavers: same as above. Close-up of the curtain: <http://thedeserttabernacle.blogspot.com/2010/05/exodus-2716-dimensions-and-layout-of.html>
- p. 20 Bronze castor: same as above. Bezeliel cutting wood, same as above. Close-up of the curtain: <http://thedeserttabernacle.blogspot.com/2010/05/exodus-2716-dimensions-and-layout-of.html>

128

## Picture Sources (Continued)

- p. 25 stack: <http://goldchat.blogspot.com/2010/05/new-perth-mint-lbma-bar-mark.html> In his hand: <http://www.coinandbullionpages.com/gold-bullion-bars/400-oz-gold-bar.html> Pile of Gold coins: <https://www.givenlife.com/wp-content/uploads/2012/02/2012-02-10-rich-gold-coins.jpg>
- p. 26 Stack of 10 silver bars: <http://qualitysilverbullion.com/image/data/Information%20pages/Silver-Bars.jpg> Shekels: <http://picturesnvideos.info/pictures/jamestabor.com> Three sizes of silver bars: <http://www.monex.com/prods/silver.html>
- p. 27 Shekel to g conversion: <http://www.chabad.org/library/article.cdo/aid/673063/jewish/Whats-the-value-of-the-biblical-half-shekel.htm> 1/2 shekel image: "Nis 0.5 sheqel" by Ala'a Najjar - Own work. Licensed under CC BY-SA 4.0 via Commons - [https://commons.wikimedia.org/wiki/File:Nis\\_0.5\\_sheqel.jpg#/media/File:Nis\\_0.5\\_sheqel.jpg](https://commons.wikimedia.org/wiki/File:Nis_0.5_sheqel.jpg#/media/File:Nis_0.5_sheqel.jpg)

130

## Picture Sources (Continued)

- p. 21 <http://thedeserttabernacle.blogspot.com/2010/12/q-how-many-pins-were-used-in-mishkan.html> <https://sapphirechroneministries.files.wordpress.com/2013/06/copper-pegs.jpg> and pegs: <http://www.pbs.org/wgbh/nova/everest/lost/dispatches/990420.html> or <http://www.walmart.com/ip/COLEMAN-TENT-STAKES-ABS-9/13848618>
- p. 22 [freebibleimages.org](http://freebibleimages.org) 03\_Moses\_Sinai\_JPEG.1024, focus on one of the younger men, Aaron, and Moses.
- p. 23 Hur: <http://st-takla.org/Gallery/Bible/Illustrations/Bible-Slides/OT/Exodus/Bible-Slides-exodus-393.html> Making candlestick: [www-St-Takla-org-Bible-Slides-exodus-436](http://www-St-Takla-org-Bible-Slides-exodus-436) Ancestor chart similar to those in chapter 6. <http://atalaya-semanal.blogspot.com/2014/02/estudio-de-la-atalaya-para-el-16-de.html>
- p. 24 Young men: [www-St-Takla-org-Bible-Slides-exodus-410](http://www-St-Takla-org-Bible-Slides-exodus-410), Older men: [www-St-Takla-org-Bible-Slides-exodus-423](http://www-St-Takla-org-Bible-Slides-exodus-423) Gems from <http://www.gia.edu> Woodcarver: tentative: <http://www.aalmarkllc.com/master-wood-carver-alexander-grabovetskiy> Put by picture: "Master Wood Carver Alexander Grabovetskiy at Work" Our picture of white linen with red, purple, and blue thread.

129

## Picture Sources (Continued)

- p. 28 Silver talent and two types of sockets: [http://thedeserttabernacle.blogspot.com/2010/03/exodus-2632-four-inner-pillars-of-tent\\_04.html](http://thedeserttabernacle.blogspot.com/2010/03/exodus-2632-four-inner-pillars-of-tent_04.html). The 4 inner pillar silver sockets: [http://thedeserttabernacle.blogspot.com/2010/03/exodus-2632-four-inner-pillars-of-tent\\_04.html](http://thedeserttabernacle.blogspot.com/2010/03/exodus-2632-four-inner-pillars-of-tent_04.html). The sockets for the tabernacle sides and corners: <http://thedeserttabernacle.blogspot.com/2010/02/exodus-2630-order-of-assembly-of-frame.html> Value of silver talent: <http://www.convert-me.com/en/convert/weight/bibtalent.html> Value of silver:
- p. 29 The caps and rods of the pillars: [http://thedeserttabernacle.blogspot.com/2010/02/exodus-2625-tabernacle-tent-corner\\_18.html](http://thedeserttabernacle.blogspot.com/2010/02/exodus-2625-tabernacle-tent-corner_18.html) Hooks: [http://thedeserttabernacle.blogspot.com/2010/04/exodus-2710-pillars-of-courtyard-of\\_27.html](http://thedeserttabernacle.blogspot.com/2010/04/exodus-2710-pillars-of-courtyard-of_27.html) Fillets: [http://thedeserttabernacle.blogspot.com/2010/04/exodus-2710-pillars-of-courtyard-of\\_27.html](http://thedeserttabernacle.blogspot.com/2010/04/exodus-2710-pillars-of-courtyard-of_27.html)
- p. 30 Copper bars and coins: Pile of coins: [https://en.wikipedia.org/wiki/File:Frome\\_hoard\\_pile\\_of\\_coins.jpg](https://en.wikipedia.org/wiki/File:Frome_hoard_pile_of_coins.jpg)

131



## Picture Sources (Continued)

- p. 31 Tabernacle schematic: <http://orion.it.luc.edu/~avande1/jerusalem/views/tabernacleLayout.htm> All dimensions are in cubits. 1 cubit =1 royal cubit =20.67 inches. Bronze castor: same as above. bronze sanctuary sockets: <http://thedeserttabernacle.blogspot.com/search/label/Tent%20Inner%20Pillars> <http://thedeserttabernacle.blogspot.com/2010/03/exodus-2637-five-outer-pillars-of-tent.24.html> The bronze alter and utensils: <http://thedeserttabernacle.blogspot.com/p/latest-diagrams.html>
- p. 32 Courtyard: <http://thedeserttabernacle.blogspot.com/search/label/Tabernacle%20Courtyard> Bronze castor: same as above. All the sockets: <http://thedeserttabernacle.blogspot.com/2010/04/exodus-2710-pillars-of-courtyard-of.25.html>
- p. 33 Courtyard: <http://thedeserttabernacle.blogspot.com/search/label/Tabernacle%20Courtyard> Bronze castor: same as above. <http://thedeserttabernacle.blogspot.com/2010/12/q-how-many-pins-were-used-in-mishkan.html>

132

## Picture Sources (Continued)

- p. 37 People weaving: same as above. Bill's picture adaption of the desserttabernacle.blogspot.com from 28:7
- p. 38 People weaving: same as above. Sash: <http://thedeserttabernacle.blogspot.com/search?q=blue+garment> Colored to look like this band: <https://www.etsy.com/listing/232585369/beautiful-woven-ribbon-trim-blue-gold?ref=market> Elements were also used in Exodus 28:8.
- p. 39 Engraver's tools, <http://geltdesigns.blogspot.com/2010/11/make-your-own-engraving-tools.html> Same as E3535a. please put signet in bottom. Onyx stones: Same as used in Ex 28:13.
- p. 40 Bill's picture adaption of the desserttabernacle.blogspot.com from 28:7 Onyx stones: adapted from those used in Ex 28:13.
- p. 41 People weaving: same as above. Breastplate: same as 28:15
- p. 42 Weavers in the bottom: same as above. Bill's adaptation of the breastplate doubled. same as 28:16.

134

## Picture Sources (Continued)

- p. 34 From [www-St-Takla-org-Bible-Slides-exodus-427](http://www-St-Takla-org-Bible-Slides-exodus-427). This will be the "People weaving cloth" in the next few pictures. Our picture of blue, scarlet and red linen. <https://picasaweb.google.com/102907577983904791097/Tabernacle#5147749013202175762> Tabernacle diagram: <http://orion.it.luc.edu/~avande1/jerusalem/views/tabernacleLayout.htm>
- p. 35 People weaving cloth: same as above. Ephod: [freebibleimages.org/26\\_Moses\\_Tabernacle\\_JPEG\\_1024](http://freebibleimages.org/26_Moses_Tabernacle_JPEG_1024)
- p. 36 Beating Gold: "Fotothek df tg 0008550-ext" by Fotothek\_df\_tg-0008550.Ständebuch\_Beruf\_Handwerk\_Goldschmied\_Blattgold.jpg: Christoph Weigeldervative work Licensed under Public Domain via Wikimedia Commons - [https://commons.wikimedia.org/wiki/File:Fotothek\\_df\\_tg\\_0008550-ext.jpg#/media/File:Fotothek\\_df\\_tg\\_0008550-ext.jpg](https://commons.wikimedia.org/wiki/File:Fotothek_df_tg_0008550-ext.jpg#/media/File:Fotothek_df_tg_0008550-ext.jpg) Beaten Gold ring: <https://www.etsy.com/listing/28625719/hammered-gold-disc-ring-with-aczE> Gold strips: <http://www.needlenthread.com/2009/02/new-gold-thread-flatworm.html> Close up of gold in clothing: <http://thedeserttabernacle.blogspot.com/2012/05/high-priest-garments-ephod-vestment.html>

133

## Picture Sources (Continued)

- p. 43 Engraver's tools in the bottom: same as above. Bill's adaptation of the breastplate from [desserttabernacle.blogspot.com](http://desserttabernacle.blogspot.com)
- p. 44 Engraver's tools in the bottom: same as above. Bill's adaptation of the breastplate from [desserttabernacle.blogspot.com](http://desserttabernacle.blogspot.com) Featuring the first row.
- p. 45 Engraver's tools in the bottom: same as above. Bill's adaptation of the breastplate from [desserttabernacle.blogspot.com](http://desserttabernacle.blogspot.com) Featuring the second row.
- p. 46 Engraver's tools in the bottom: same as above. Bill's adaptation of the breastplate from [desserttabernacle.blogspot.com](http://desserttabernacle.blogspot.com) featuring the third row.
- p. 47 Engraver's tools in the bottom: same as above. Gold bars: <https://commons.wikimedia.org/wiki/File:400-oz-Gold-Bars-AB-01.jpg> Bill's adaptation of the breastplate from [desserttabernacle.blogspot.com](http://desserttabernacle.blogspot.com) Featuring the 4th row.
- p. 48 Engraver's tools in bottom: same as above. Bill's adaptation of the breastplate from [desserttabernacle.blogspot.com](http://desserttabernacle.blogspot.com)

135

## Picture Sources (Continued)

- p. 49 Pounding gold: same as above. Gold bars: <https://commons.wikimedia.org/wiki/File:400-oz-Gold-Bars-AB-01.jpg> Chains: Same as 28:22
- p. 50 Pounding gold: same as above. Gold bars: <https://commons.wikimedia.org/wiki/File:400-oz-Gold-Bars-AB-01.jpg> Breastplate: Same as 28:23
- p. 51 Pounding gold: same as above. Gold bars: <https://commons.wikimedia.org/wiki/File:400-oz-Gold-Bars-AB-01.jpg> Breastplate: Same as 28:24
- p. 52 Pounding gold: same as above. Gold bars: <https://commons.wikimedia.org/wiki/File:400-oz-Gold-Bars-AB-01.jpg> Breastplate: Same as 28:25a and 28:25b
- p. 53 Pounding gold: same as above. Gold bars: <https://commons.wikimedia.org/wiki/File:400-oz-Gold-Bars-AB-01.jpg> Breastplate: Same as 28:26
- p. 54 Pounding gold: same as above. Gold bars: <https://commons.wikimedia.org/wiki/File:400-oz-Gold-Bars-AB-01.jpg> Ephod: Same as 28:27 <http://thedeserttabernacle.blogspot.com/2012/06/high-priest-garments-mounting-of.html> We drew the band.
- p. 55 Weavers: same as above. Ephod: Same as 28:28 and 29:20

136

## Picture Sources (Continued)

- p. 64 pounding out gold: same as above. signet: same as above. Gold Plate: Same as 28:36
- p. 65 People weaving: same as above. Same as 28:38
- p. 66 freebibleimages.org 04\_Moses\_Food\_Water.JPG.1024 This will be icon in the next few verses.
- p. 67 People: same as above. Loaded wagons: <http://thedeserttabernacle.blogspot.com/search/label/Transportation%20of%20The%20Mishkan>
- p. 68 People: same as above. Loaded wagon: [http://thedeserttabernacle.blogspot.com/2010/06/numbers-71-9-transportation-of-parts-of\\_20.html](http://thedeserttabernacle.blogspot.com/2010/06/numbers-71-9-transportation-of-parts-of_20.html) Tabernacle shell: <http://thedeserttabernacle.blogspot.com/search/label/Tabernacle%20Diagram> clasps: <http://thedeserttabernacle.blogspot.com/2011/01/q-what-do-clasps-look-like-for-curtains.html>
- p. 69 People: same as above. Loaded wagons: <http://thedeserttabernacle.blogspot.com/search/label/Transportation%20of%20The%20Mishkan> focus on the rolls of material in the left two wagons. Small icons: Covering diagrams: <http://thedeserttabernacle.blogspot.com/search/label/Tabernacle%20Diagram>

138

## Picture Sources (Continued)

- p. 56 People cutting out cloth: freebibleimages.org 08\_Moses\_Tabernacle.JPG.1024 (This will be the “people cutting out cloth,” in the next few pictures.)and Blue robe: 24\_Moses\_Tabernacle.JPG.1024
- p. 57 People cutting out cloth: same as above. Same as 28:32
- p. 58 People cutting out cloth: same as above. Same as 28:33
- p. 59 People cutting out cloth: same as above. Bronze castor: same as above. Robe: Same as 28:34
- p. 60 People cutting out cloth: same as above. Priest with candlestick: [www-St-Takla-org-Jewish-High-Priest-03-Menorah](http://www-St-Takla-org-Jewish-High-Priest-03-Menorah)
- p. 61 Weavers: same as above. People cutting cloth: same as above. Tunics:<http://thedeserttabernacle.blogspot.com/search?q=garments> (same as 28:40).
- p. 62 People cutting cloth: same as above. Use items from 28:40-42
- p. 63 weavers in bottom: same as above. Same as 28:08

137

## Picture Sources (Continued)

- p. 70 People: same as above. <http://thedeserttabernacle.blogspot.com/2010/05/exodus-371-9-brief-review-of-ark-of.html> Transportation: <http://thedeserttabernacle.blogspot.com/2010/05/exodus-371-9-brief-review-of-ark-of.html>
- p. 71 People: same as above. Set table outside: <http://thedeserttabernacle.blogspot.com/search/label/Table%20of%20Shewbread> Transportation: <http://thedeserttabernacle.blogspot.com/2010/05/numbers-47-8-transportation-of-table-of.html>
- p. 72 People: same as above. Uncovered: <http://thedeserttabernacle.blogspot.com/2011/01/exodus-2531-40-exploded-diagram-of.html> Covered: <http://thedeserttabernacle.blogspot.com/2010/05/numbers-49-10-transportation-of-golden.html>
- p. 73 People: same as above. Uncovered: <http://thedeserttabernacle.blogspot.com/2010/05/exodus-305-altar-of-incense-of-tent-of.html> Covered: <http://thedeserttabernacle.blogspot.com/2010/05/numbers-411-transportation-of-altar-of.html> Olive oil clipart: <http://www.clipartpanda.com/categories/acid-20clipart> incense: our own picture. Tabernacle curtain: <http://thedeserttabernacle.blogspot.com/2010/03/exodus-2636-outer-curtain-of-tent-of.html>

139



## Picture Sources (Continued)

- p. 74 People: same as above. The bronze alter: [http://3.bp.blogspot.com/\\_nIF5GEQX5M/TAcCsC\\_qUuI/AAAAAAAAADSww/JR2TteH5itM/s1600/Tabernacle+-+Mishkan+-+Numbers+4-13-14+-+Altar+and+Laver+Transport+-+View+12.jpg](http://3.bp.blogspot.com/_nIF5GEQX5M/TAcCsC_qUuI/AAAAAAAAADSww/JR2TteH5itM/s1600/Tabernacle+-+Mishkan+-+Numbers+4-13-14+-+Altar+and+Laver+Transport+-+View+12.jpg)  
The laver: <http://thedeserttabernacle.blogspot.com>
- p. 75 People: same as above. <http://thedeserttabernacle.blogspot.com/2010/05/exodus-2716-dimensions-and-layout-of.html>
- p. 76 People: same as above. <http://thedeserttabernacle.blogspot.com/2010/06/numbers-412-transportation-of-sanctuary.html>
- p. 77 People: same as above. High Priest's clothes: <http://thedeserttabernacle.blogspot.com/2011/09/artistic-rendering-of-ark-priestly.html>. Breastplate: [http://www.visualbiblealive.com/stock\\_image.php?id=82199](http://www.visualbiblealive.com/stock_image.php?id=82199) Other set of High Priest clothes and regular priests' clothes: <http://thedeserttabernacle.blogspot.com/2012/06/high-priest-garments-final-review.html>

140

## Picture Sources (Continued)

- p. 82 Glory Halo: same as above. Ark: <http://thedeserttabernacle.blogspot.com/2011/02/exodus-2510-22-3d-model-of-ark-of.html> Tabernacle: <http://thedeserttabernacle.blogspot.com/2010/03/exodus-2634-location-of-ark-of-covenant.html>
- p. 83 Glory Halo: same as above. Tabernacle: <http://thedeserttabernacle.blogspot.com/2010/03/exodus-2634-location-of-ark-of-covenant.html> Veil: <http://thedeserttabernacle.blogspot.com/2010/03/exodus-2633-clasps-and-partitioning-of-14.html>
- p. 84 Glory Halo: same as above. <http://thedeserttabernacle.blogspot.com/2010/03/exodus-2635-location-of-table-of.html> for both pictures.
- p. 85 Glory Halo: same as above. Table with bread on it: <http://thedeserttabernacle.blogspot.com/search/label/Table%20of%20Shewbread>
- p. 86 Glory Halo: same as above. Lampstand: <http://thedeserttabernacle.blogspot.com/2013/05/ye-shall-ignite-no-fire.html> with alter of incense removed.

142

## Picture Sources (Continued)

- p. 78 Gathering offerings: [www-St-Takla-org-Bible-Slides-exodus-424](http://www-St-Takla-org-Bible-Slides-exodus-424) Weavers: [www-St-Takla-org-Bible-Slides-exodus-427](http://www-St-Takla-org-Bible-Slides-exodus-427) Beating Gold: [https://upload.wikimedia.org/wikipedia/commons/e/ec/Fotothek\\_df.tg.0008550-ext.jpg](https://upload.wikimedia.org/wikipedia/commons/e/ec/Fotothek_df.tg.0008550-ext.jpg) by Christoph Weigel. Cutting Cloth: Same as 39:28 [http://media.freebibleimages.org/stories/FB\\_Moses\\_Tabernacle/overview\\_images/008-moses-tabernacle.jpg?1436947543](http://media.freebibleimages.org/stories/FB_Moses_Tabernacle/overview_images/008-moses-tabernacle.jpg?1436947543) Casting Bronze: Same as 39:25 Put "photo by Eelco Kruidenier" under photo of the person casting. [http://1501bc.com/nf\\_bronzes\\_eng.html](http://1501bc.com/nf_bronzes_eng.html) Carpenters: Same as 38:02 [www-St-Takla-org-Bible-Slides-exodus-433](http://www-St-Takla-org-Bible-Slides-exodus-433)
- p. 79 from [www-St-Takla-org-Bible-Slides-exodus-390](http://www-St-Takla-org-Bible-Slides-exodus-390)
- p. 80 Glory Halo: [freebibleimages.org/04\\_Abraham\\_Promise\\_JPEG\\_1024](http://freebibleimages.org/04_Abraham_Promise_JPEG_1024) Calendar: Same as Exodus 12:6
- p. 81 Glory Halo: same as above. Tabernacle model: <http://thedeserttabernacle.blogspot.com/2011/02/exodus-2615-30-3d-model-of-framework-of.html> and <http://thedeserttabernacle.blogspot.com/2011/03/exodus-261-6-3d-model-of-first-covering.html>

141

## Picture Sources (Continued)

- p. 87 Glory halo: same as above. Alter: <http://thedeserttabernacle.blogspot.com/2011/02/exodus-301-10-3d-model-of-altar-of.html> Alter of incense in tabernacle: <http://thedeserttabernacle.blogspot.com/2013/05/ye-shall-ignite-no-fire.html> Tabernacle with door curtain: <http://thedeserttabernacle.blogspot.com/2011/06/exodus-2631-37-what-is-parochet-and.html>,
- p. 88 Glory Halo: same as above. Tabernacle court: <http://cotnlivingwell.org.uk/resources/bible-college/tabernacle/tabernacle3/> focus on alter of burnt offering and remove fire and laver.
- p. 89 Glory Halo: same as above.
- p. 90 Glory Halo: same as above. Tabernacle from [rickeyminor.com](http://rickeyminor.com) with fire removed.
- p. 91 Glory Halo: [freebibleimages.org](http://freebibleimages.org). Anointing oil clipart: <http://www.clker.com/cliparts/a/c/6/f/1321790214197942219OliveOil.svg.med.png> Other pictures (Tabernacle outside and utensils) from [deserttabernacle.blogspot.com](http://deserttabernacle.blogspot.com)
- p. 92 Glory Halo: Anointing Oil: same as above. Bronze alter: [www-St-Takla-org-Bible-Slides-exodus-438](http://www-St-Takla-org-Bible-Slides-exodus-438) Other pictures from [sickleoftruth.com](http://sickleoftruth.com)

143

## Picture Sources (Continued)

- p. 93 Glory Halo: same as above. Laver: <http://sickleoftruth.com/Tabernacle/TABPAGE16.html>  
Moses from sickleoftruth.com. Anointing oil clipart: same as above.
- p. 94 Glory halo: same as above. Other pictures from sickleoftruth.com
- p. 95 Glory halo: same as above. Aaron: <http://media.ldscdn.org/images/media-library/gospel-art/old-testament/moses-ten-commandments-37729-print.jpg>
- p. 96 Glory halo: same as above. Clothing the sons: sickleoftruth.com Aaron and sons: theglorystory.com Moses 2 34 Picture used with permission: (c)2006 www.TheGloryStory.com
- p. 97 Glory Halo: same as above. Anointing pictures from sickleoftruth.com
- p. 98 Moses anointing sacrifice: [visualbiblealive.com/110\\_06\\_0166\\_BiblePaintings](http://visualbiblealive.com/110_06_0166_BiblePaintings).
- p. 99 Our own picture. Feature the first day of the second year.

144

## Picture Sources (Continued)

- p. 104 Transportation: <http://thedeserttabernacle.blogspot.com/2010/05/numbers-47-8-transportation-of-table-of.html>
- p. 105 Set table outside: <http://thedeserttabernacle.blogspot.com/search/label/Table%20of%20Shewbread> Table inside: <http://thedeserttabernacle.blogspot.com/2012/07/high-priest-inside-holy-place-of.html> Note: lampstand and alter of incense are not in yet.
- p. 106 <http://thedeserttabernacle.blogspot.com/2010/05/numbers-49-10-transportation-of-golden.html>
- p. 107 <http://thedeserttabernacle.blogspot.com/2012/07/high-priest-inside-holy-place-of.html>, with priest removed.
- p. 108 Transporting the alter: Transporting the service articles: <http://thedeserttabernacle.blogspot.com/search/label/Transportation%20of%20the%20Artefacts> Items in Tabernacle so far: Ark, veil, showbread, and lampstand.
- p. 109 Sickleoftruth.com and [http://christipedia.nl/@api/deki/files/633/=Hogepriester\\_op\\_Verzoendag.jpg](http://christipedia.nl/@api/deki/files/633/=Hogepriester_op_Verzoendag.jpg)

146

## Picture Sources (Continued)

- p. 100 Moses: Socket framework: <http://thedeserttabernacle.blogspot.com/2010/02/exodus-2630-order-of-assembly-of-frame.html> Tabernacle boards: <http://thedeserttabernacle.blogspot.com/search?q=gold+plating+the+boards> and <http://thedeserttabernacle.blogspot.com/search?q=gold+plating+the+boards> Fastening sockets: <http://thedeserttabernacle.blogspot.com/2010/03/exodus-2637-five-outer-pillars-of-tent.25.html> Top view: <http://thedeserttabernacle.blogspot.com/search/label/Tabernacle%20Diagram>
- p. 101 <http://thedeserttabernacle.blogspot.com/2011/06/exodus-2631-33-detailed-inner-curtain.html>
- p. 102 <http://thedeserttabernacle.blogspot.com/2010/05/exodus-371-9-brief-review-of-ark-of.html> Take the poles off the ark in the picture showing the Ten Commandments. Then show it with the poles inserted. Alternate A0: Pieces of ark: <http://thedeserttabernacle.blogspot.com/2010/01/exodus-2510-22-ark-of-covenant-main.html>
- p. 103 <http://thedeserttabernacle.blogspot.com/2010/05/numbers-41-6-transportation-of-ark-of.html> I removed the alter of incense and other furnishings.

145

## Picture Sources (Continued)

- p. 110 Outside with curtain open: Outer Curtain Masach Tabernacle Mishkan 8 <http://thedeserttabernacle.blogspot.com/2010/05/numbers-41-6-transportation-of-ark-of.html> Outside with covering on: <https://sites.google.com/site/tabernacleexplorer3d/home/download>
- p. 111 Starting covered picture: <http://thedeserttabernacle.blogspot.com/2010/06/numbers-413-14-transportation-of-altar.html> Uncovered alter and burning: <http://thedeserttabernacle.blogspot.com/search/label/The%20Altar%20Of%20Burnt%20Offering> sickleoftruth.com Our picture of grain offering
- p. 112 <http://thedeserttabernacle.blogspot.com/search/label/The%20Altar%20Of%20Burnt%20Offering>
- p. 113 sickleoftruth.com and <http://thedeserttabernacle.blogspot.com/search/label/The%20Altar%20Of%20Burnt%20Offering>
- p. 114 sickleoftruth.com
- p. 115 Courtyard only: <http://thedeserttabernacle.blogspot.com/2011/03/exodus-279-19-3d-model-of-courtyard.html> With the tabernacle: <http://thedeserttabernacle.blogspot.com/search/label/Tabernacle%20Courtyard>

147



## Picture Sources (Continued)

- p. 116 Mushroom cloud gray: [http://www.wallpaperswala.com/wp-content/gallery/mushroom-cloud/beautiful\\_example\\_of\\_imagination\\_mushroom\\_cloud.jpg](http://www.wallpaperswala.com/wp-content/gallery/mushroom-cloud/beautiful_example_of_imagination_mushroom_cloud.jpg) freebibleimages.org Mushroom cloud with halo ring around it: [http://www.wallpaperswala.com/wp-content/gallery/mushroom-cloud/beautiful\\_example\\_of\\_imagination\\_mushroom\\_cloud.jpg](http://www.wallpaperswala.com/wp-content/gallery/mushroom-cloud/beautiful_example_of_imagination_mushroom_cloud.jpg) Fireball red mushroom cloud: <http://www.wallpaperswala.com/mushroom-cloud/> Cloud on beach: <http://www.wallpaperswala.com/mushroom-cloud/> 32\_Moses\_Tabernacle\_JPEG\_1024
- p. 117 Adapted from picture used for Ex 40:34
- p. 118 freebibleimages.org 30\_Moses\_Tabernacle\_JPEG\_1024 and 04\_Moses\_Red\_Sea\_JPEG\_1024
- p. 119 [https://upload.wikimedia.org/wikipedia/commons/1/1b/Holman\\_The\\_Tabernacle\\_in\\_the\\_Wilderness.jpg](https://upload.wikimedia.org/wikipedia/commons/1/1b/Holman_The_Tabernacle_in_the_Wilderness.jpg)
- p. 120 <https://sites.google.com/site/tabernacleexplorer3d/home/download>, add day cloud
- p. 121 <https://sites.google.com/site/tabernacleexplorer3d/home/download>, add night fire.